



OKLAHOMA CITY  
COMMUNITY COLLEGE

---

**Monitoring Report on Achieving the College's  
ENDs:  
Student Access  
May 19, 2025**



## Table of Contents

Background and Summary.....	4
Market Share Rate.....	5
Credit Hours.....	6
Academic Program and Articulation Agreements .....	7
Continuous Improvement Efforts .....	8
<b>Appendices</b>	
Credit Student Headcount by Semester .....	10
Part and Full-Time Students.....	11
New and Returning Students.....	12
International Students .....	13
Affordability.....	14
Projected Top 15 Highest Growing Jobs in the State of Oklahoma .....	15



# Background and Summary

**Student Access: Our community has broad access to valuable certificate and degree programs, and non-credit educational opportunities and events.**

There are three core indicators used to measure student access in the College's FY 2024 Annual Plan. Based on the latest available information, performance is as follows:

Target	Performance <sup>1</sup>
<b>Headcount-based market share rate will be above prior year rate of 52.5%.</b>	
The market share rate for FY2024 was 51.4%.	
<b>Total credit hours will be above the prior year of 191,909.</b>	
The FY2024 total credit hours was 193,646.	
<b>The College will have two new academic programs/options and/or articulation agreements developed, approved, and implemented by the end of FY2024.</b>	
The College developed more than 20 agreements with 3 universities in FY2024.	

The College has demonstrated strength in the following areas:

- The College's credit hours have increased from FY2023 to FY2024 by 1,737.
- The College's articulation agreements have continued to expand.

Areas for improvement include the following:

- The College's market share has decreased from FY2023 to FY2024 by -1.1 percentage points.

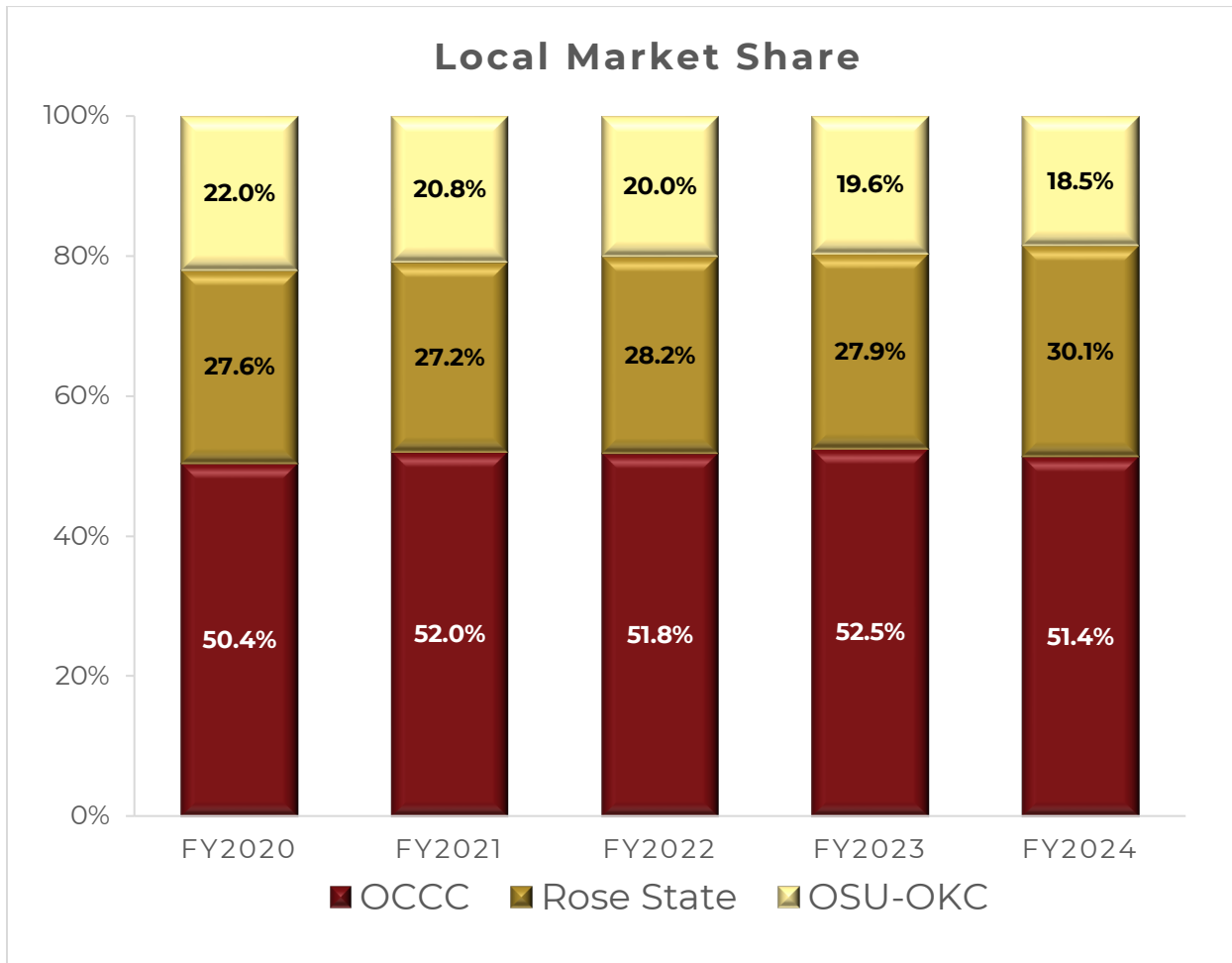
<sup>1</sup> Performance indicators are as follows: • (green) denotes at or exceeding target, • (yellow) denotes slightly below target requiring monitoring, • (red) denotes significantly below target



# Market Share

**Target:** Headcount market share rate will be above the prior year rate of 52.5%

Market share is a way to measure how the OCCC number of students (headcount) compares to the other two community colleges in the metropolitan area. External factors such as demographics and the economy affect enrollment, but market share is a consistent way to measure progress in good and challenging times.



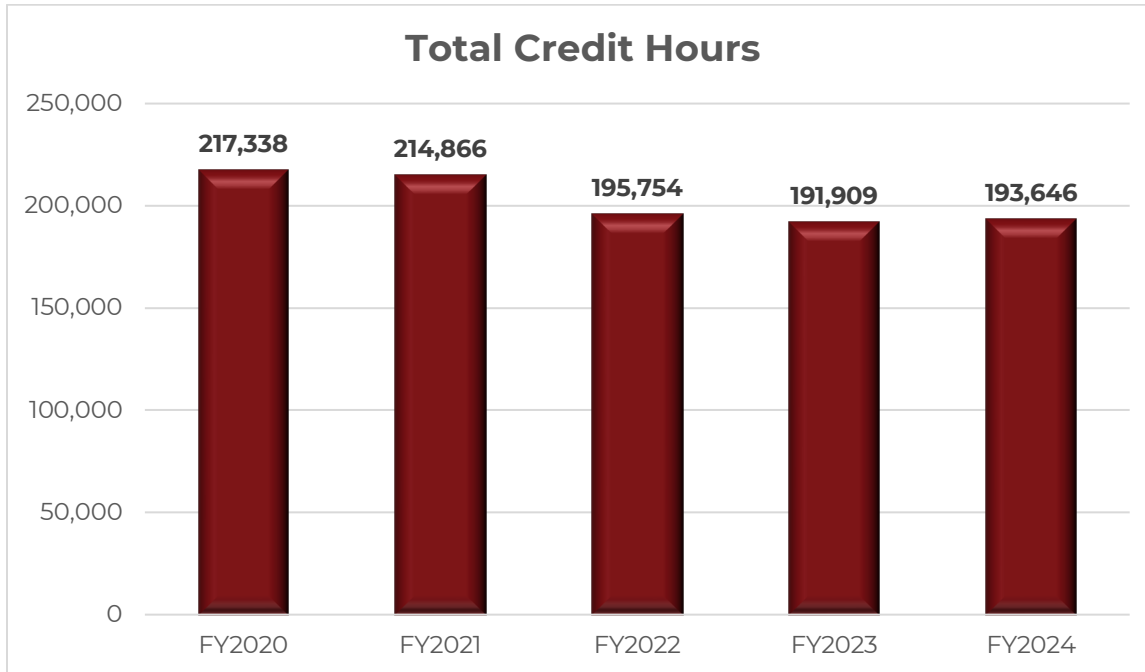
Source: OSRHE

The OCCC unduplicated headcount market share rate is determined by adding the unduplicated headcount of Rose State, OSU-OKC and OCCC and dividing each one by the total. The College's market share has decreased by 1.1 percentage points.



## Credit Hours

**Target:** Total credit hours will increase over the target of 191,909.



The College's credit hours were 193,646 which is a 0.9% increase over last FY2023.



# Academic Programs and Articulation Agreements

**Target:** Two new academic programs/options and/or articulation agreements will be developed, approved, and implemented by the end of FY2024.

**Langston University:** AAS in Nursing RN to BSN

**University of Central Oklahoma:**

- AA in Art — Visual Art to BFA in Art — Studio Art
- AA in Art — Visual Art to BA in Education — Art Education
- AS in Biology — Pre-Baccalaureate Nursing to BS in Nursing
- AA in Child Development to BS in Human Development and Family Services — Child Development
- AA in Diversified Studies to BA in Education — English Education
- AS in Diversified Studies to BS in Occupational Safety
- AA in History to BA in History — Museum Studies
- AA in Humanities to BA in English
- AA in Humanities to BA in English — Creative Writing
- AA in Humanities to BA in Humanities
- AA in Humanities to BA in Philosophy
- AA in Humanities to BA in Technical Writing
- AA in Journalism — Journalism and Broadcast/Journalism to BA in Mass Communication — Professional Media
- AA in Music to Bachelor of Music in Education — Music Education
- AA in Political Science/Pre-Law to BA in Political Science
- AS in Pre-Education to BS in Education — Early Childhood Education
- AS in Pre-Education to BS in Education — Elementary Education
- AA in Sociology to BA in Sociology — Sociology, Human Services, and Substance Abuse Studies

**Western Governor's University:** Memorandum of Understanding for transfer acceptance of all programs



## Continuous Improvement Efforts

- Dual Enrollment expansion
- Enrollment Management Team reconvening
- Finalizing the SEM plan
- Continued Monitoring and Expansion of Remote Weekend and Evening Advisement Services
- OKCGo Program revamp
- International recruitment efforts

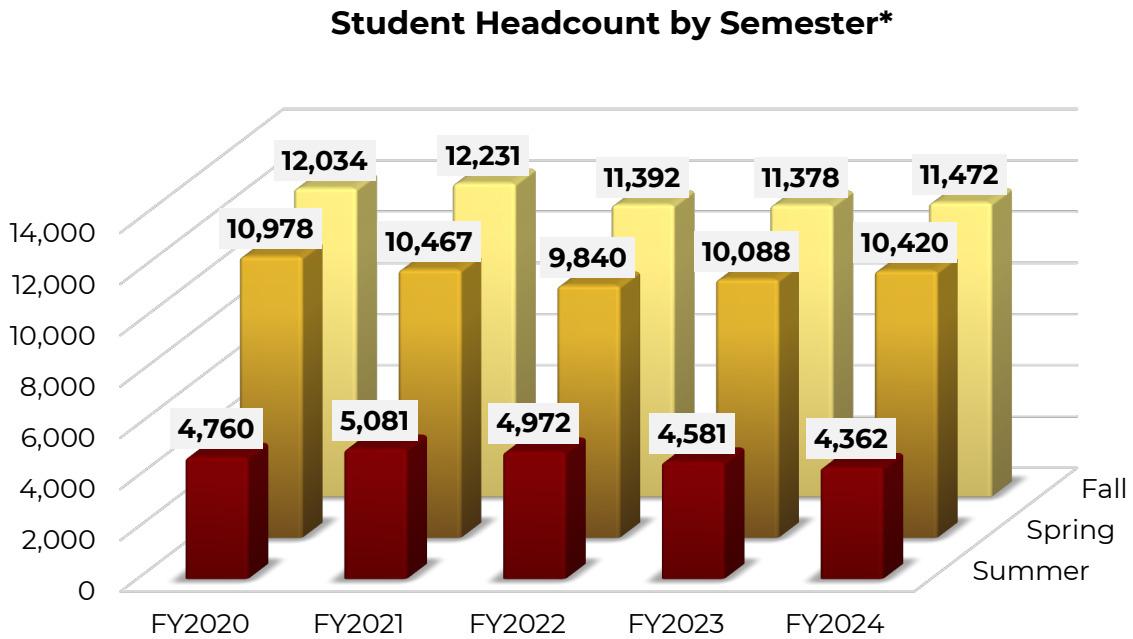


## **Appendices**





# Credit Student Headcount by Semester

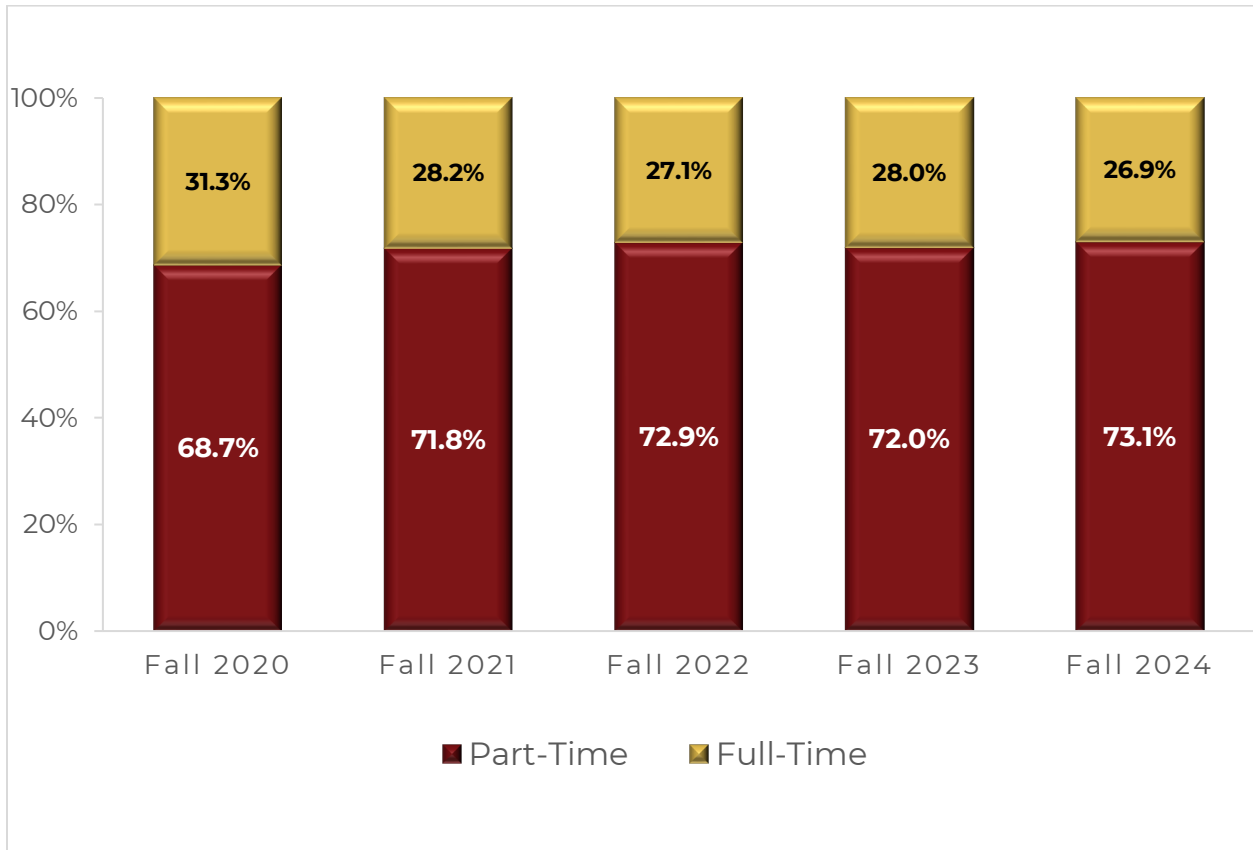


\* The number of students is duplicated across term headcounts. Students designated as never attending have been excluded.

Student headcount increased in two of the three semesters in FY2024.



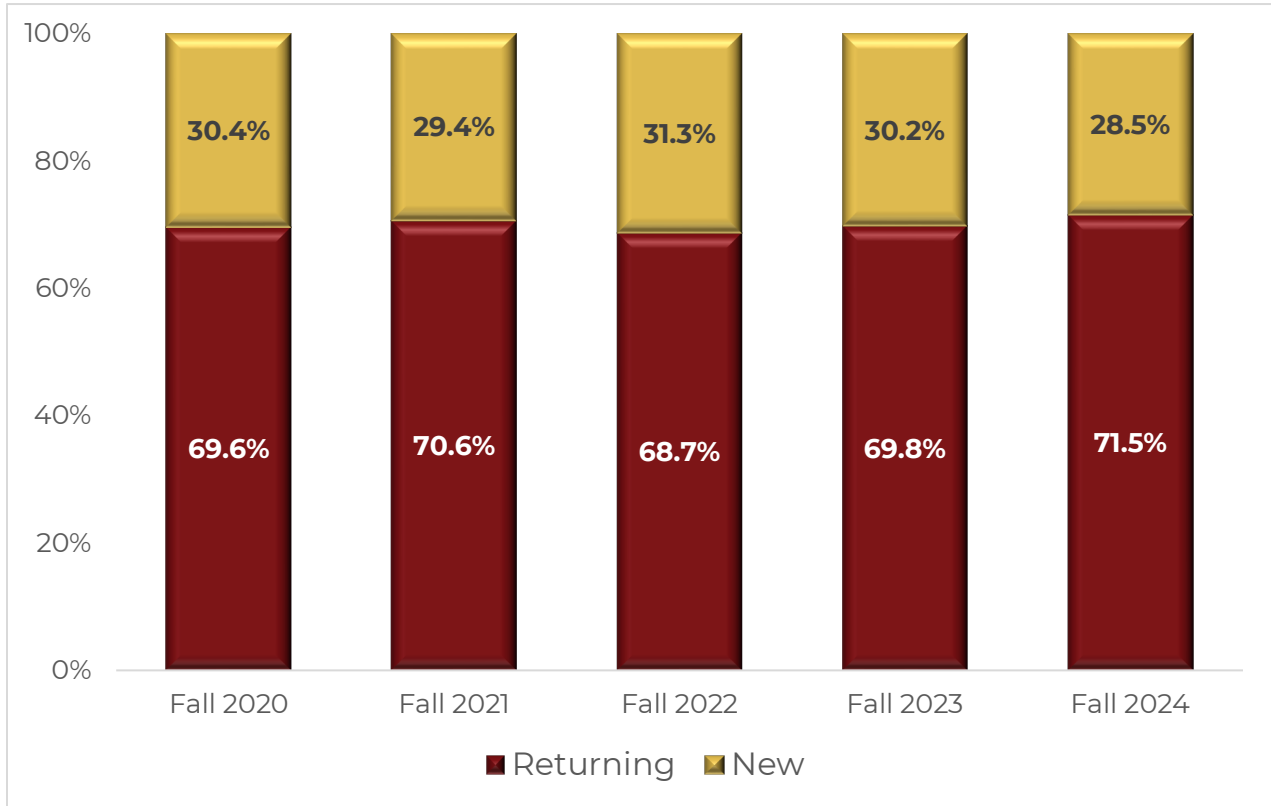
## Fall Semester Part and Full-Time Students



The percentage of part-time students (i.e., those who take less than 12 credit hours in a semester) increased.



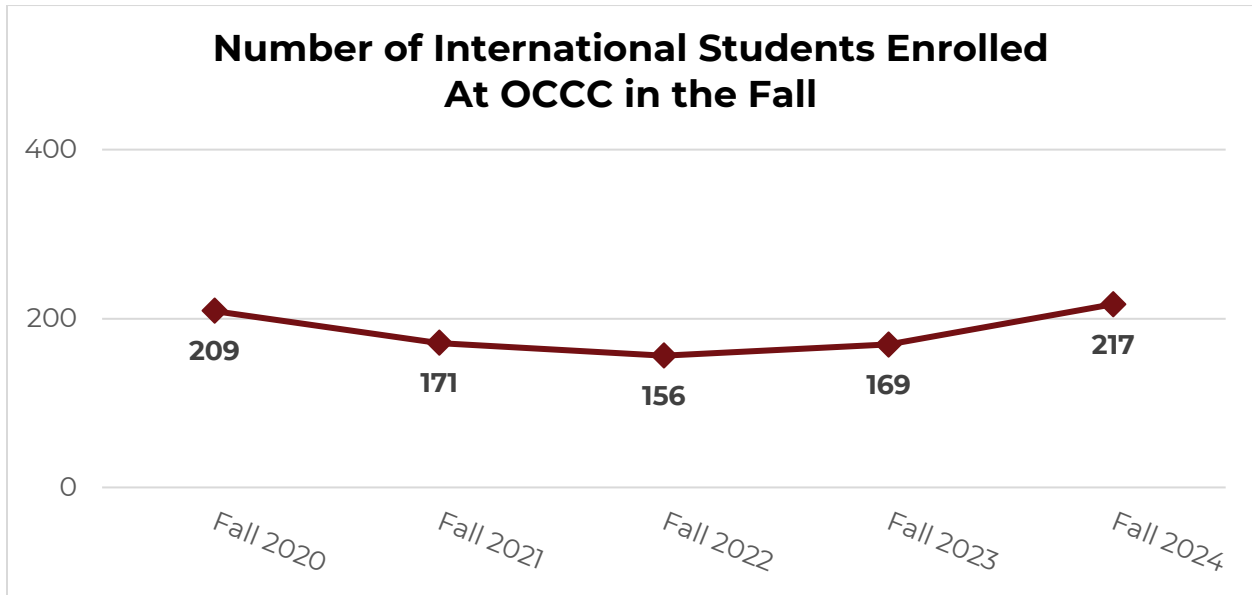
## Fall Semester New and Returning Students



Returning students as a percentage of the student body increased in Fall 2024.



## Fall Semester International Students



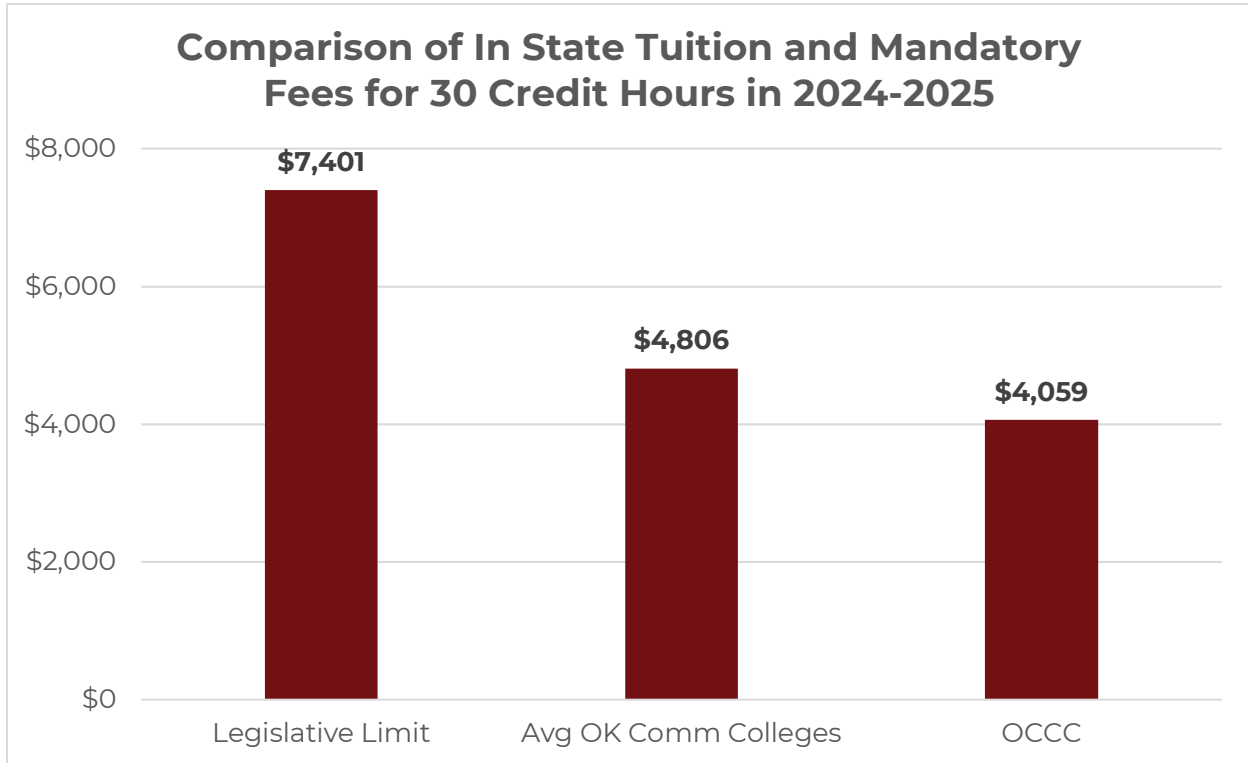
The number of international students has trended upward for two years. Nepal accounted for the largest number of the College's international student population in Fall 2024.

### Top 10 Countries of Citizenship for International Students

Country	Number
Nepal	44
Kenya	23
Vietnam	22
Nigeria	18
Cameroon	14
India	9
Ghana	9
Burma	6
Brazil	5
Pakistan	5
Coted' Ivoire	5



## Affordability



Source: OSRHE

The College's tuition continues to be among the lowest of community colleges in the State with OCCC's tuition at 54.8% of the legislative limit.



## Projected 15 Highest Growing Occupations in the State of Oklahoma

Job	OCCC Associate Degree Program	2022 Jobs	2032 Jobs	# change 2022 to 2032	% change 2022 to 2032
Nurse Practitioners		3034	4197	1163	38.3%
Data Scientists		2,056	2,710	654	31.8%
Medical and Health Services Managers		7,415	9,363	1,948	26.3%
Software Developers		7,927	9,682	1,755	22.1%
<b>Physical Therapist Assistants</b>	<b>OCCC Program</b>	<b>1,701</b>	<b>2,048</b>	<b>347</b>	<b>20.4%</b>
Substance Abuse, Behavioral Disorder, and Mental Health Counselors		5,831	6,981	1,150	19.7%
Logisticians		3,883	4,569	686	17.7%
Exercise Trainers and Group Fitness Instructors		3,397	3,979	582	17.1%
Industrial Machinery Mechanics		4,742	5,512	770	16.2%
Financial Managers		5,638	6,540	902	16.0%
Highway Maintenance Workers		3,633	3,633	4,209	15.9%
Market Research Analysts and Marketing Specialists		7,642	8,712	1,070	14.0%
Computer and Information Systems Managers		3,443	3,898	455	13.2%
Health Specialties Teachers, Postsecondary		2,866	3,240	374	13.1%
Computer Occupations, All Other		2,732	3,082	350	12.8%

Source: Oklahoma Works