



**Monitoring Report on Achieving the
College's ENDS:
Student Access
August 21, 2023**



Table of Contents

Background and Summary.....	3
Market Share.....	4
Credit Hours	5
Academic Programs and Articulation Agreements	6
Continuous Improvement Efforts	7

Appendices

Credit Student Headcount by Semester	9
Part and Full-Time Students	10
New and Returning Students	11
International Students	12
Affordability	13
Projected Top 15 Highest Growing Jobs in the State of Oklahoma	14

Background and Summary

- The College’s Access END, established by the OCCC Board of Regents, states:
Our community has broad access to valuable certificate and degree programs, and non-credit educational opportunities and events.
- There are three core indicators used to measure student access in the College’s FY2022 Annual Plan. Based on the latest available information, performance on these targets are:

Target	Performance ¹
Headcount market share will be above 52.0%. The most recent market share rate was 51.8%.	
Credit hours will be above the prior year of 214,866. The FY2022 total credit hours was 195,754.	
The college will have 2 new programs/options and/or articulation agreements developed, approved and implement by the end of FY2022. The college developed 29 agreements with 2 universities.	

The College has demonstrated strength in the following areas:

- The college’s articulation agreements have continued to expand.

Areas for improvement include the following:

- OCCC’s market share has decreased from FY2021 to FY2022.
- The College’s credit hours have decreased from FY2021 to FY2022.

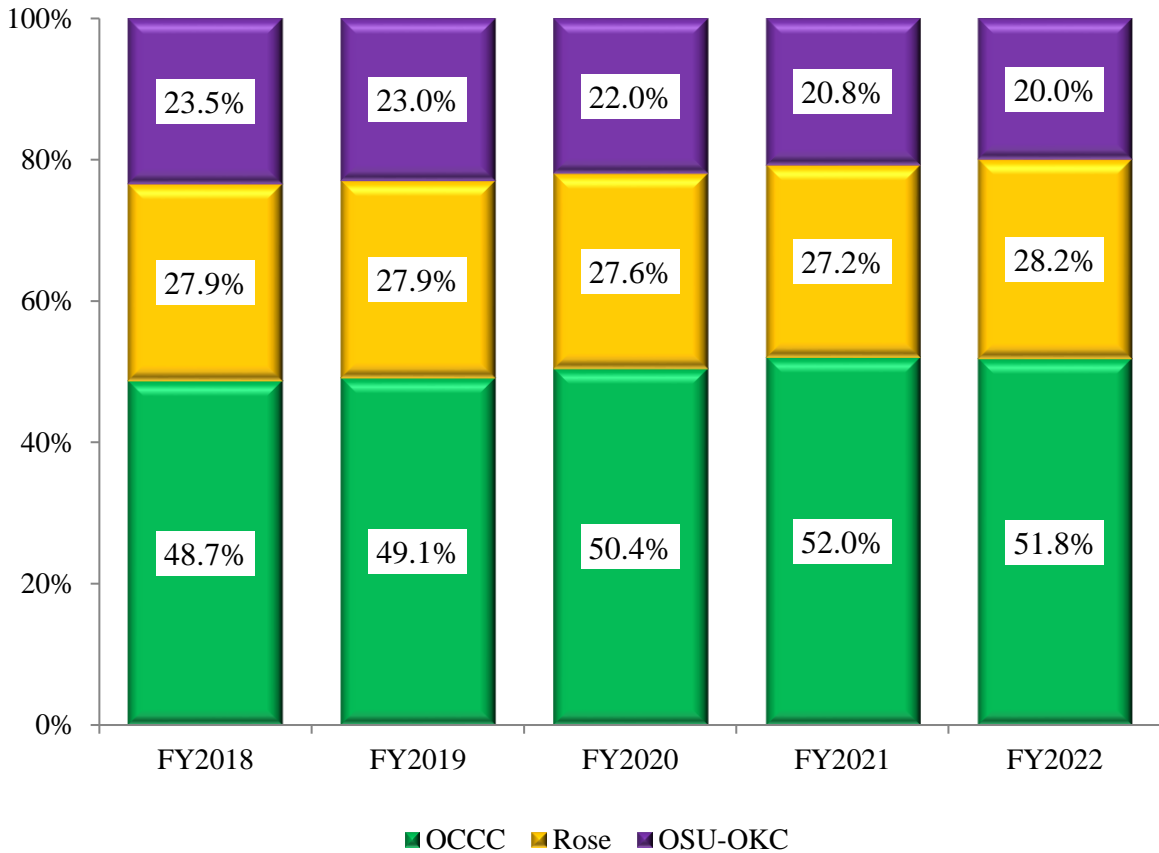
¹ Performance indicators are as follows: • (green) denotes at or exceeding target, • (yellow) denotes slightly below target requiring monitoring, • (red) denotes significantly below target

Market Share

Target: Total headcount market share will be above the prior year of 52.0%.

Market share is a way to measure how the OCCC number of students compares to the other two community colleges in the metropolitan area. External factors such as demographics and the economy affect enrollment, but market share is a consistent way to measure progress in good and challenging times.

Local Market Share of Annual Unduplicated Headcount

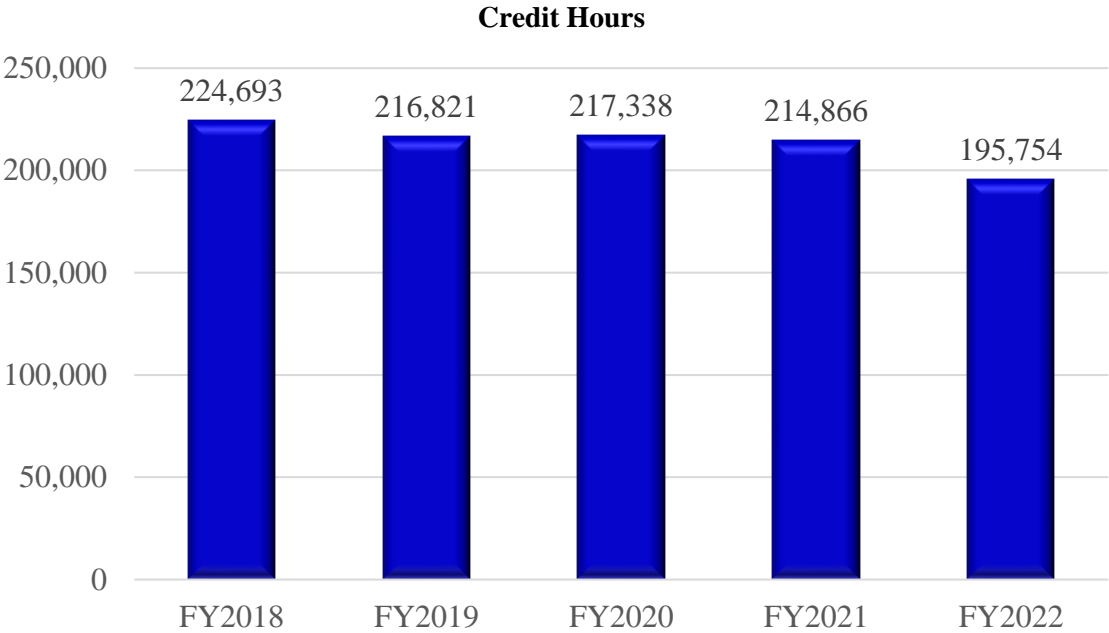


Source: OSRHE

- The OCCC unduplicated headcount market share is determined by adding the unduplicated headcount of Rose, OSU-OKC and OCCC and dividing each one by the total. The College’s market share decreased by .3 percentage points. OCCC’s market share had previously increased four consecutive years.

Credit Hours

Target: Credit hours will increase over the target of 214,866.



- The College’s credit hours were 195,754 which was a 9.8% decrease over FY2021.

Academic Programs and Articulation Agreements

Target: Two new academic programs/options and/or articulation agreements developed, approved, and implemented by the end of FY2022.

University of Oklahoma

1. AA in DS to BS in Ed (French)
2. AA in DS to BS in Ed (German)
3. AA in DS to BS in Ed (Spanish)
4. AS in Math to BS in Math Ed.
5. AS in DS to BS in Science Ed (EarthScience)
6. AS in Math to BS in Mathematics Ed
7. AS in Pre-Ed to BS in Elementary Ed
8. AS in Pre-Ed to BS in Early Childhood Ed
9. AS in Pre-Ed to BS in Special Ed
10. AS in DS to BS in Physical Science Ed
11. AS in DS to BS in Science Ed – Physics
12. AS in Biology to BS in Science Ed (Biological Sciences)
13. AS in DS to BS in Science Ed – Biological Science
14. AS in Chemistry to BS in Science Ed (Chemistry)
15. AS in DS to BS in Science Ed – Chemistry
16. AA in DS to BS in LAE
17. AA in DS to BS in Social Studies Ed

University of Central Oklahoma

18. AA in Child Development to BS in Human Dev and Family Sciences-Child Development
19. AA/AS in Diversified Studies to BA in Applied Liberal Arts
20. AA/AS in Diversified Studies to BS in Organizational Leadership
21. AA/AS in Liberal Studies to BA in Applied Liberal Arts
22. AA in Psychology to BS in Psychology
23. AS in Biology to BS in Biology
24. AS in Chemistry to BS in Chemistry
25. AS in Computer Science to BS in Computer Science
26. AS in Computer Science to BS in Computer Science (Applied)
27. AS in Computer Science to BS in Computer Science (Information Science)
28. AS in Computer Science to BS in Software Engineering
29. AS in Pre-Education to BS in Education – Early Childhood Education
30. AA Psychology to BA Psychology



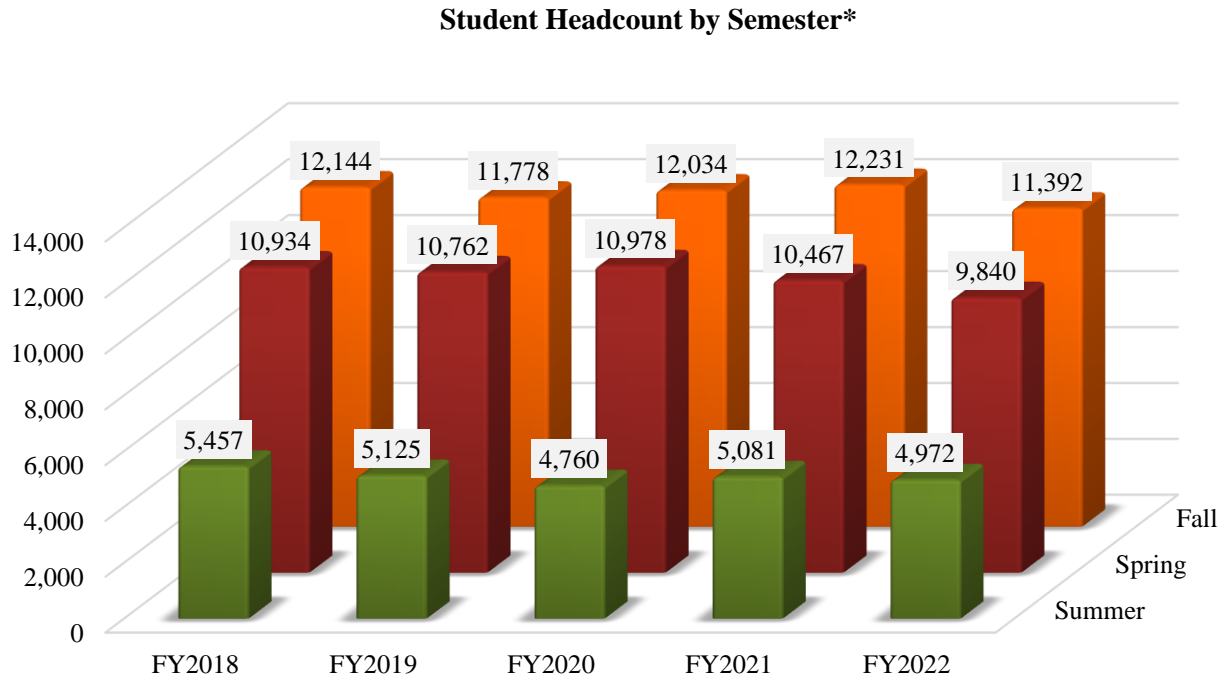
Continuous Improvement Efforts

- Early College Program
- Enrollment Management Team – Fill Rate Reports
- Group Counseling Expansion
- Co-Curricular Engagement
 - Co-Curricular transcript (implementing Fall 2022)
 - 15 \$500 scholarships for co-curricular engagement
- Continued Monitoring and Expansion of Remote Weekend and Evening Advisement Services
- Review OKCGo Program
- Recruitment trends
 - HSI status
 - International recruiting



Appendices

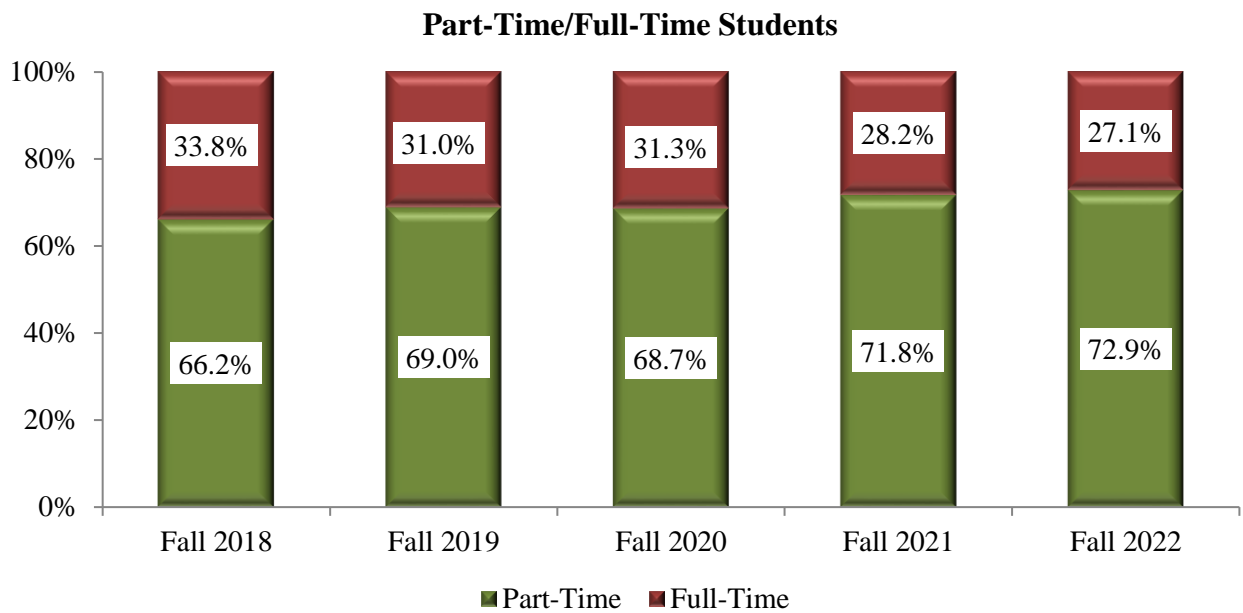
Credit Student Headcount by Semester



* The number of students is duplicated among term headcounts. Students designated as never attending have been excluded.

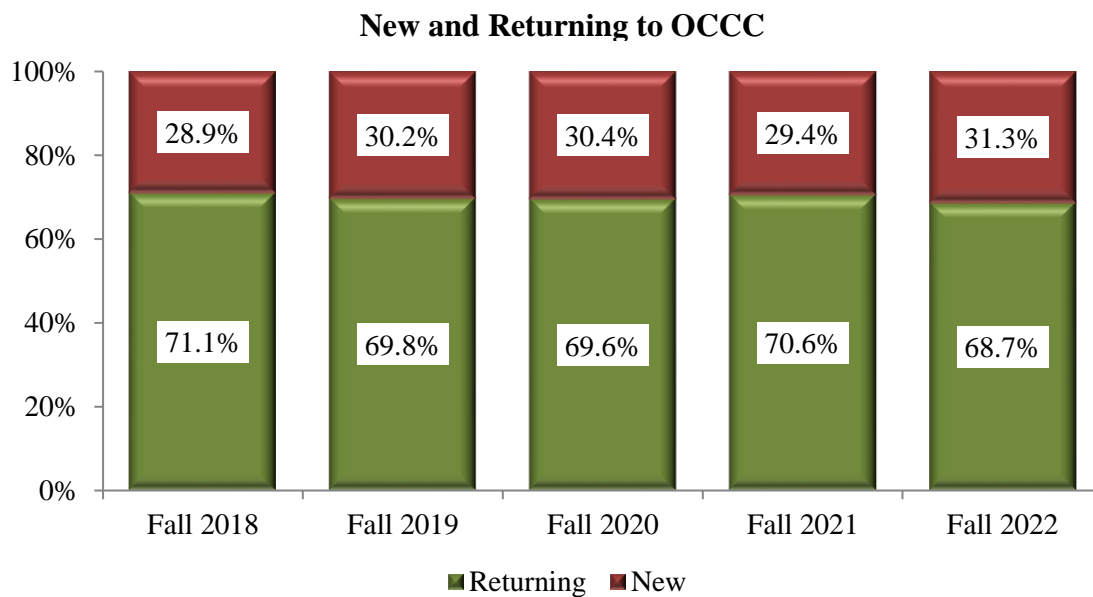
Comment: Student headcount decreased in all three semesters in FY2022.

Part and Full-Time Students



Comment: The percentage of part-time students (i.e., those who take less than 12 hours in a semester) has increased in Fall 2022.

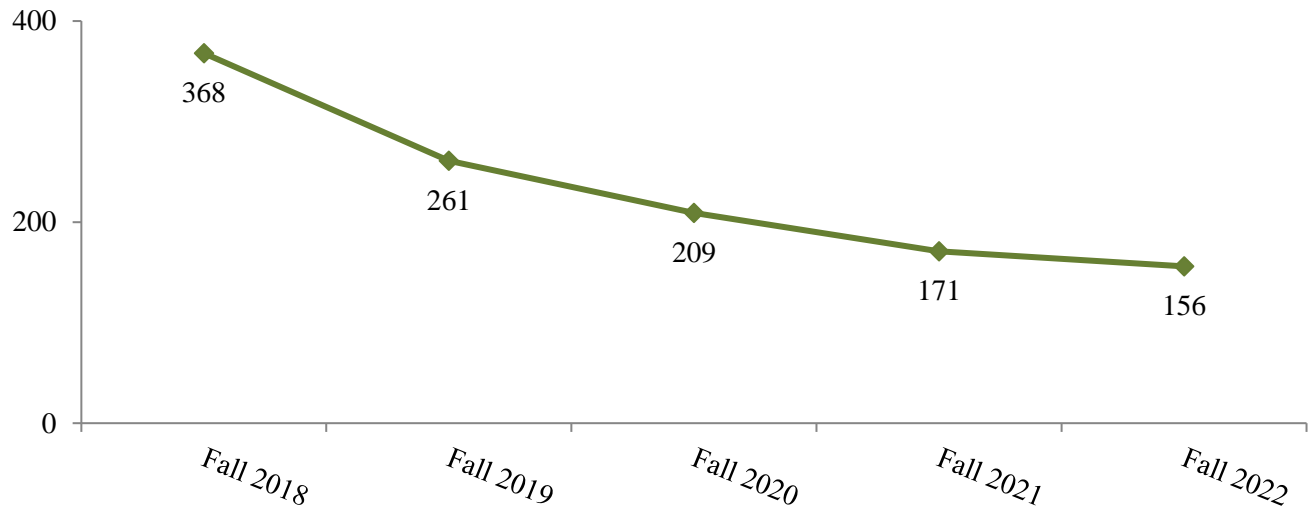
New and Returning Students



Comment: Returning students as a percentage of the student body has decreased slightly since Fall 2021.

International Students

**Number of International Students Enrolled
At OCCC in the Fall**



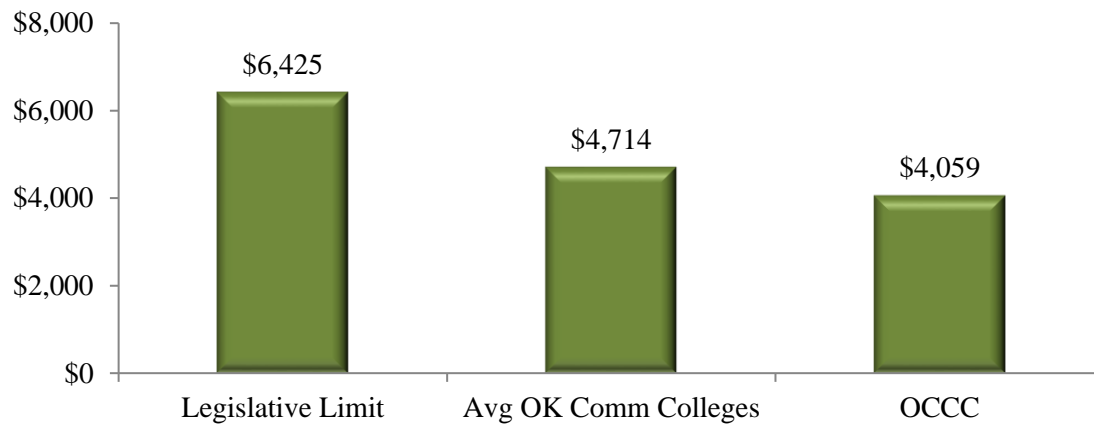
Comment: The number of International students has trended downward for several years. Vietnam accounted for the largest number of the College’s international student population in Fall 2022.

Top 10 Countries of Citizenship for International Students

Country	Number
Vietnam	23
Nigeria	16
Nepal	15
Kenya	11
Cameroon	9
Pakistan	7
Ghana	7
India	7
Canada	4
The Bahamas	3

Affordability

**Comparison of Tuition and Mandatory Fees for
30 Credit Hours in 2022-2023**



Source: OSRHE

Comment: The College's tuition continues to be among the lowest of community colleges in the State with OCCC's tuition at 63.2% of the legislative limit.

Projected 15 Highest Growing Occupations in the State of Oklahoma

Job	OCCC Associate Degree Program	2021 jobs	2030 jobs	# change 2021 to 2030	% change 2021 to 2030
Exercise Trainers and Group Fitness Instructors		2,492	3,833	1,341	54%
Nurse Practitioners		2,548	3,384	837	33%
Information Security Analysts		960	1,203	243	25%
Software Developers		5,971	7,374	1,403	23%
Meeting, Convention, and Event Planners		877	1,073	196	22%
<i>Physical Therapist Assistants</i>	<i>Physical Therapy Assistant Program</i>	<i>1,367</i>	<i>1,666</i>	<i>299</i>	<i>22%</i>
Medical and Health Services Managers		5,499	6,582	1,083	20%
Speech-Language Pathologists		1,771	2,114	343	19%
Coaches and Scouts		2,290	2,725	435	19%
Industrial Truck and Tractor Operators		7,964	9,422	1,458	18%
Software Quality Assurance Analysts and Testers		1,260	1,486	226	18%
Logisticians		3,307	3,891	583	18%
Substance Abuse, Behavioral Disorder, and Mental Health Counselors		3,633	4,267	634	17%
Data Scientists		1,074	1,262	187	17%
Market Research Analysts and Marketing Specialists		6,106	7,171	1,065	17%

Source: Oklahoma Works

Comment: One of the 15 fastest growing occupations are included in programs offered at OCCC.