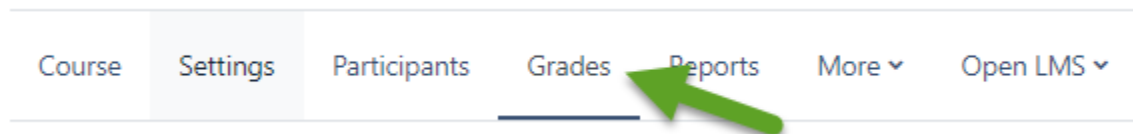


Removing a Grade Override in the Grade Book

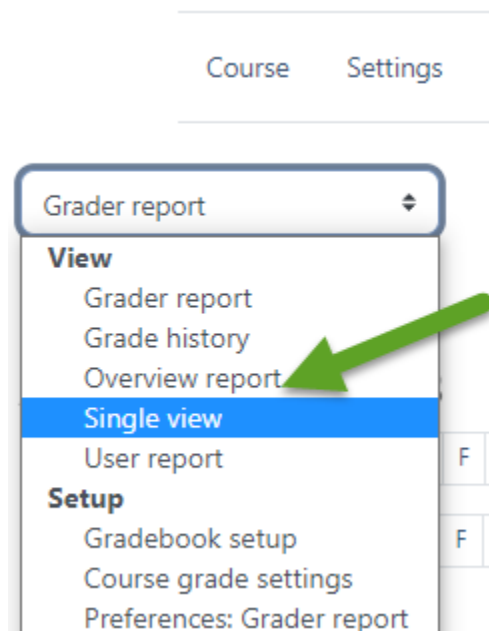
If an activity or category total grade in the gradebook is not updating when changing a student's score from a quiz, assignment, or forum's grading screen, the grade is likely overridden. A grade override prevents any type of update on the grade except for manual updates done within the gradebook itself.

The most common reason a grade will be overridden is that the grade has been intentionally or accidentally added, changed, or deleted manually from the Gradebook. Also, grades for individual items are sometimes accidentally entered into the Category Total instead of the specific item. This overrides the category total, preventing the total from calculating the student's correct score for the entire category. Below are the steps for removing a grade override for a grade or category total.

To remove a grade override, select **Grades** from the **Navigation** menu:



Next, click the **Single view** link from the dropdown menu.




Next, select either a specific student or grade item (such as a Quiz or category total) to remove the overrides for that student or item.

Select grade item... ▾

Select user... ▾

This will load either all of a student's grades or the grades of all students for the specified grade item. In either case, locate the grade item from which you want to remove the override, then deselect the checkbox box in the Override column.


Save

Range	Grade	Feedback	Override All / None	Exclude All / None
0.00 - 10.00	<input type="text"/>	<input type="text"/>	<input type="checkbox"/>	<input type="checkbox"/>
0.00 - 10.00	<input style="border: 2px solid #0070c0;" type="text"/>	<input type="text"/>	<input checked="" type="checkbox"/>	<input type="checkbox"/>
0.00 - 10.00	<input type="text"/>	<input type="text"/>	<input type="checkbox"/>	<input type="checkbox"/>

Use the **Save** button to save the change. The page will reload, and you will see that the override has been removed.

If the student had a grade previously it would automatically be repopulated in the gradebook.

Please note that this will only occur for items that were completed in Moodle, such as

Quizzes, Assignments, or Forums. Also, if a student has not completed the activity, the grade will return to the empty state.

If you need assistance or have any questions, please contact the Center for Learning and Teaching at 405.682.7838.