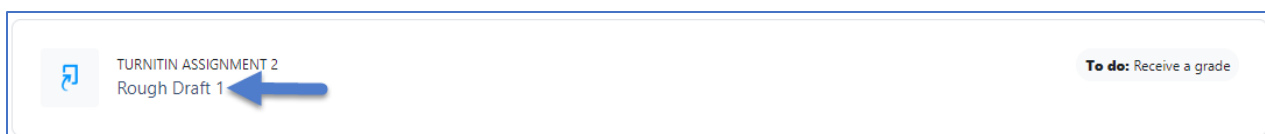


How do I complete a PeerMark assignment in Turnitin?

Your instructor may ask you to complete a PeerMark (or peer review) assignment within a Turnitin assignment. To access the assignment, first select the Turnitin assignment link in the appropriate topic on the course homepage.



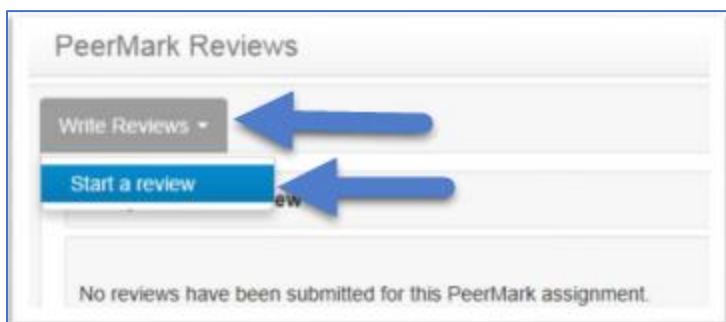
This will take you to the assignment page.

NOTE: You won't be able to complete a PeerMark assignment until you have submitted your own work in the Turnitin assignment.

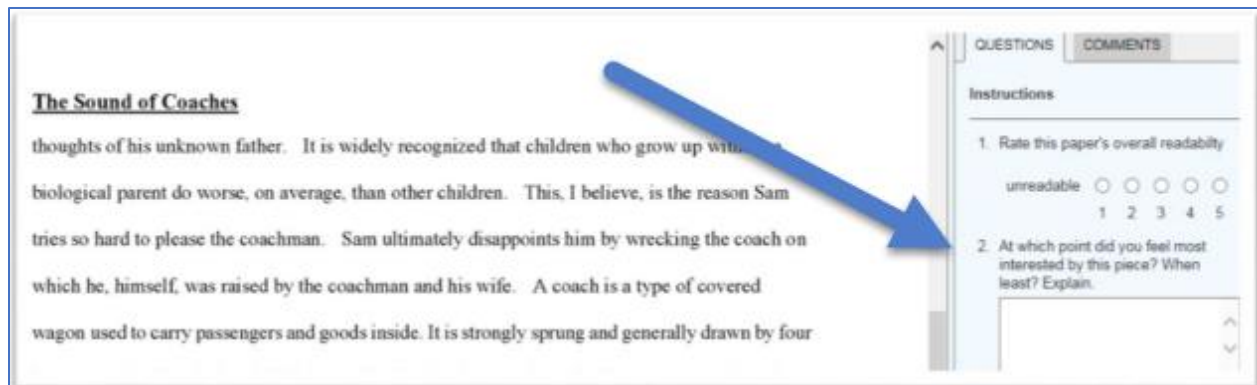
To access your classmate's work to review, first select the **Launch PeerMark Reviews** icon.

| Title | Start Date | Due Date | Post Date | Marks Available | |
|----------------------------|---------------------|---------------------|---------------------|-----------------|-------------------------|
| Paper 1 (Part 1) | 14 Sep 2015 - 00:00 | 30 Oct 2016 - 10:00 | 22 Sep 2015 - 10:00 | 100 | |
| Summary: Paper 1 | | | | | |
| Peermark Assignments (1) | | | | | |
| | | | | | |
| Title | Start Date | Due Date | Post Date | Marks Available | No. of Reviews Required |
| Paper 1 Part 1 (Moodle TT) | 30/09/15, 00:00 | 7/10/15, 00:00 | 8/10/15, 00:00 | 0 | 1 |

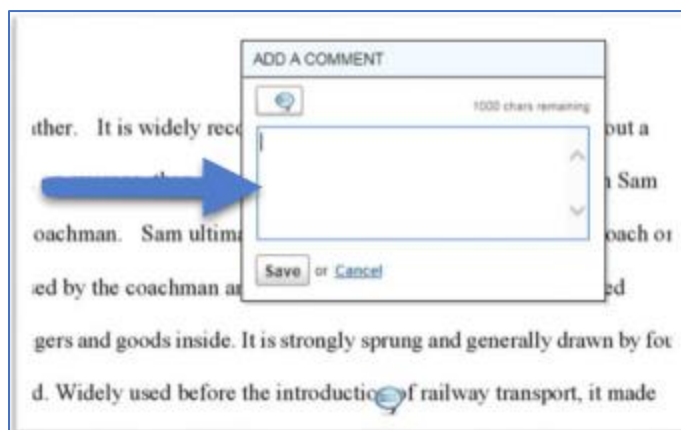
This will take you to the PeerMark assignment list. Next, select **Write Reviews** and then **Start a Review**. This will bring up a classmate's paper.



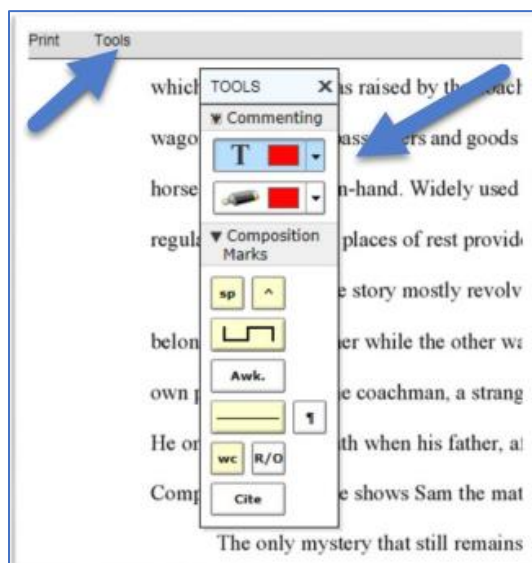
If your instructor has assigned questions for you to answer about the paper, you will see them on the right-hand side. You can answer these within the boxes provided.



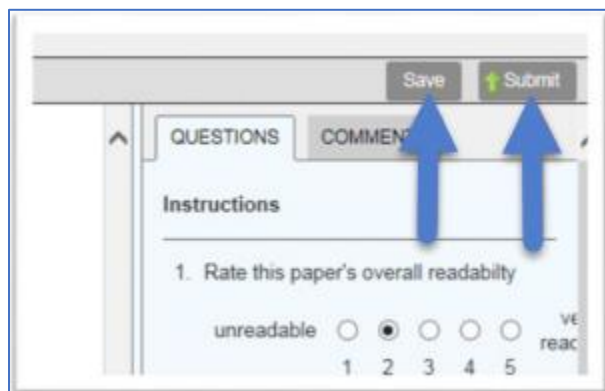
To leave comments on your classmate's paper, click anywhere on the paper and type in the comment box. Select **Save** to save your comment.



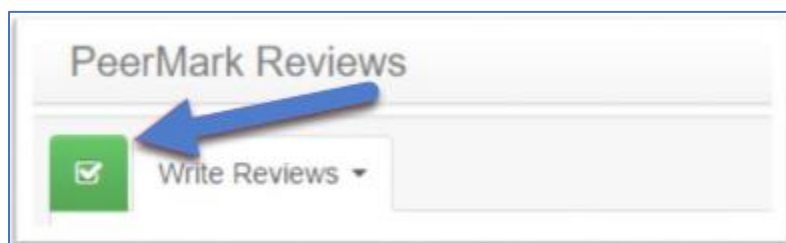
You can also select **Tools** on the top left-hand side to bring up the tools menu, which will allow you to highlight text, type comments, or leave composition marks on the paper.



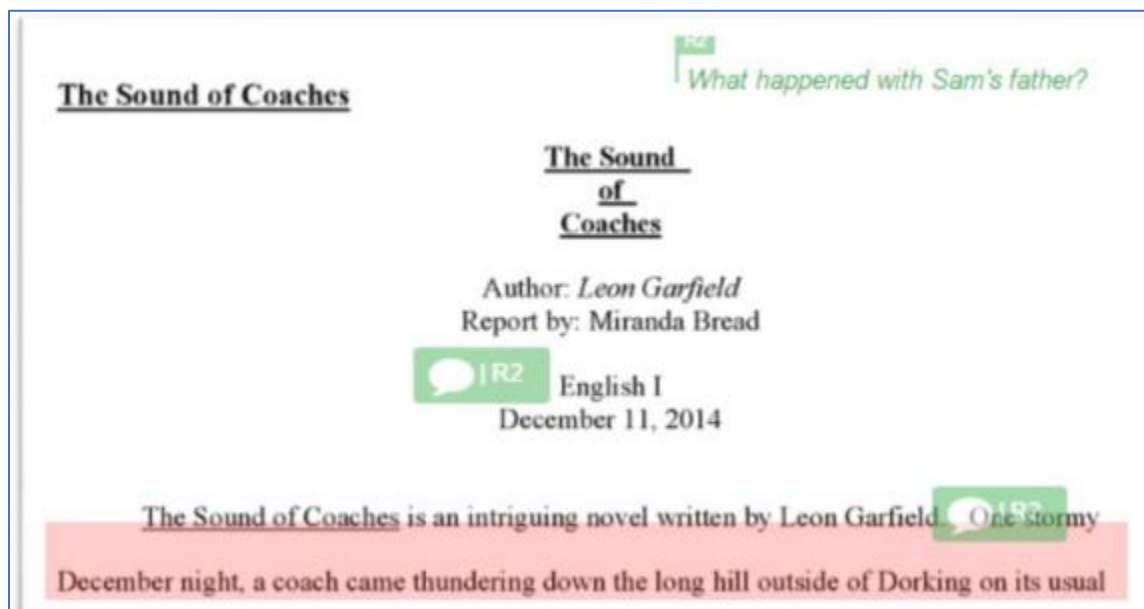
You can either select **Save** in the top right-hand corner or **Submit**. **Save** will allow you to return to the paper before the due date to add more comments and answer the required questions. To complete the assignment, you must select **Submit** before the due date.



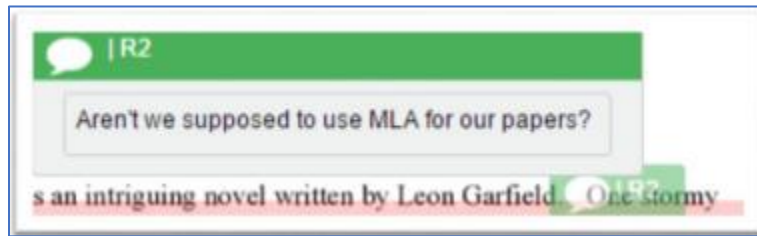
To access peer reviews of your work, first select the **Launch PeerMark Reviews** icon and choose the **Read Reviews** icon.



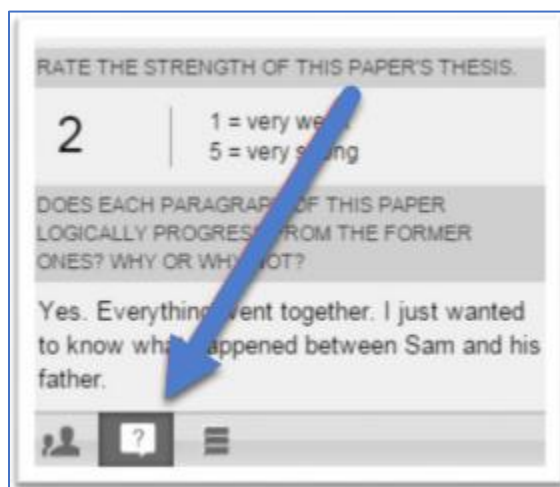
The document viewer will open, and you will see comments provided by your classmates.



You can hover over any comment to see more information.



Select the question icon on the bottom right to see your classmate's answers to the instructor's review questions.



You can print or download a review by selected the printer icon in the bottom left-hand corner and choosing **Download PDF of current view for printing**.

