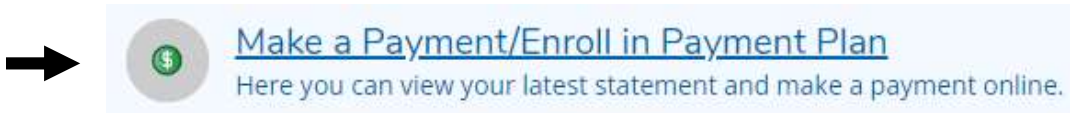


How to View On Demand Statement

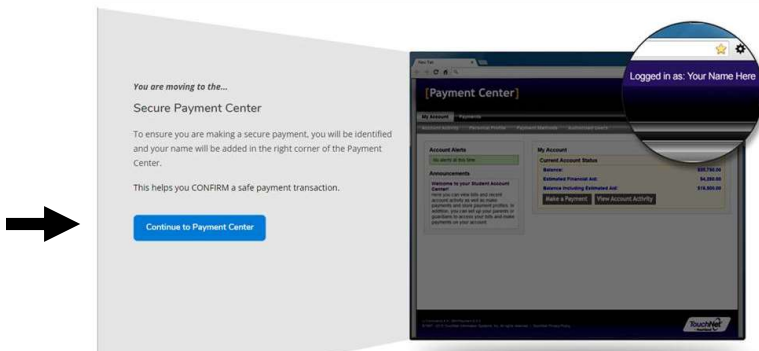
1. Log into the Student Experience at <https://experience.elluciancloud.com/occc151>. Using your student email and password.
2. After logging in, you'll see a box on the left side of the page with a message. Click on the link that says "**OCCC Self Service**."



3. Click on the **Make a Payment/Enroll in Payment Plan** button.




4. Click the blue **Continue to Payment Center** button.



5. To View On Demand Statement, select **View On Demand Statement** in the middle of the web page.

Student Account	ID: xxx8373
Student Receivables There is no activity on this account at this time.	
View Activity Make Payment	

Statements	
 Click the button to view your current account balance and details.	View On Demand Statement

