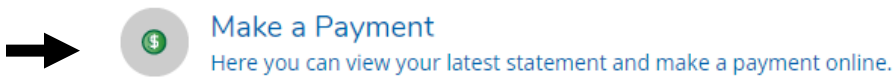


How To Enroll In A Payment Plan

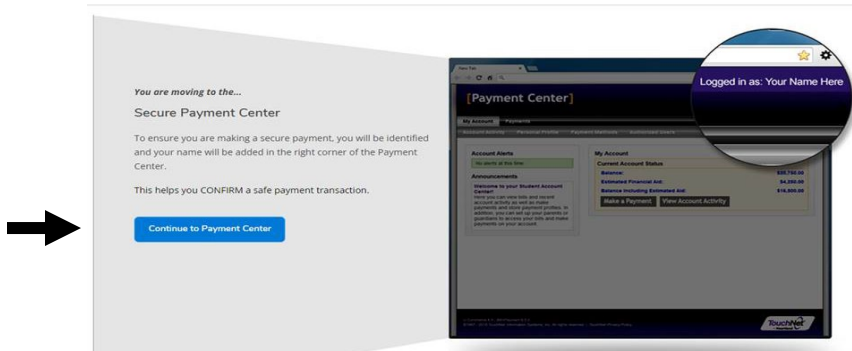
1. Log into your Student Portal at <https://experience.elluciancloud.com/occc151>. Using your student email and password.
2. After logging in, you'll see a box on the left side of the page with a message. Click on the link that says "**OCCC Self Service**."



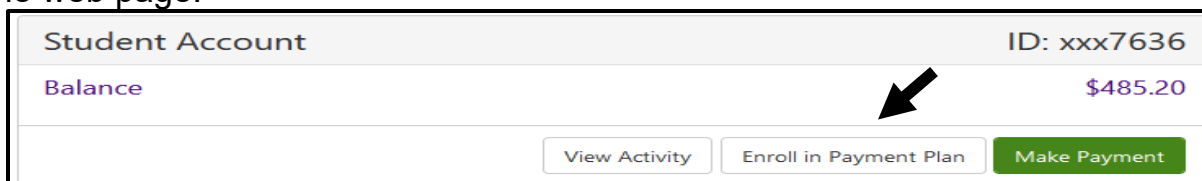
3. Click on the **Make a Payment**.



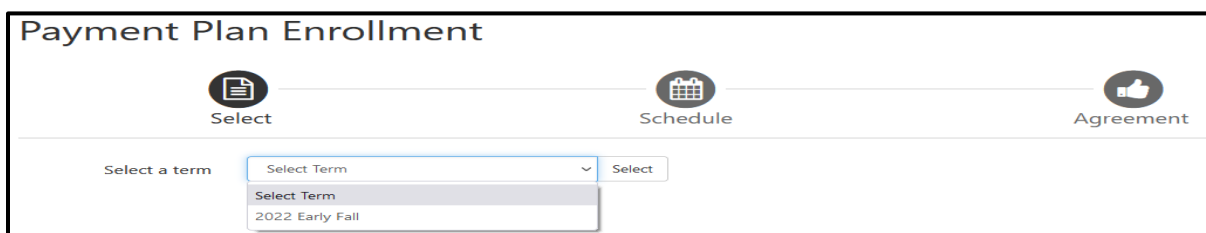
4. Click the blue **Continue to Payment Center** button.



5. To Enroll in a Payment Plan, select the **Enroll in Payment Plan** button in the middle of the web page.



6. **Select a Term** (2025 Fall).



➔ After Selecting a Term, Either View *Details* of the Payment Plan or Click the Green *Select* Button to Continue.

Plan Name	Setup Fee	Installments	Late Payment Fee	Action
Fall Early 2022 Payment Plan (8 Week)	\$25.00	2	\$20.00	Details Select

8. Selecting Either Yes or No For *Set Up Automatic Payments*
a. *If Yes...*(\$25.00 Set Up Fee Is Waived) 😊

Set up Automatic Payments

If you choose to schedule your payments, your setup fee of \$25.00 will be waived.
Would you like to set up payments to be made automatically on the dates shown above?

Yes, I want to set up my payments. Let me choose the payment method that will automatically be used to make a payment on each due date.

No, I don't want to set up payments. I will come back and make each payment on or before the due date.

Back Cancel **Continue**

Select Payment *Method*

Payment Plan Enrollment

Method:

- The selected payment method will be used to pay all future installments automatically on the date they are due.
- You are responsible for making sure that the payment method remains valid for the duration of this payment plan.
- If installment amounts change due to new charges or credits, the amounts of scheduled payments will adjust accordingly.

*Credit card payments are handled through PayPath®, a tuition payment service.

Electronic Check - Payments can be made from a personal checking or savings account.

Back Cancel **Continue**

b. *If No...*(\$25.00 setup fee is not waived and will be added to the overall balance)
☹️

Set up Automatic Payments

If you choose to schedule your payments, your setup fee of \$25.00 will be waived.
Would you like to set up payments to be made automatically on the dates shown above?

Yes, I want to set up my payments. Let me choose the payment method that will automatically be used to make a payment on each due date.

No, I don't want to set up payments. I will come back and make each payment on or before the due date.

Back Cancel **Continue**

ACH (e-Check) Payments – No Convenience Fee
Credit Card Payment – 3.00% Convenience Fee