

## Home/My Courses Tabs

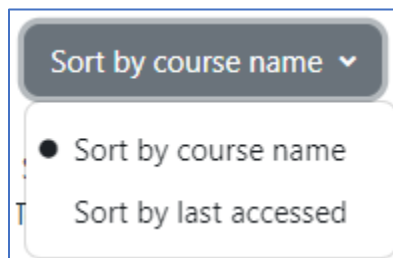
The Home tab is where you can find any site-wide Moodle announcements, a link to course evaluations, and information about Moodle support.

The **My Courses** tab will have a list of all your courses.

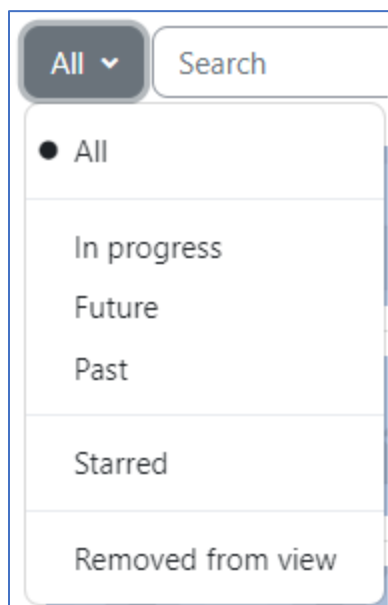
Here, you can search through your courses:

A rectangular search input field with a light gray border and rounded corners. The word "Search" is written in a light gray font inside the field.

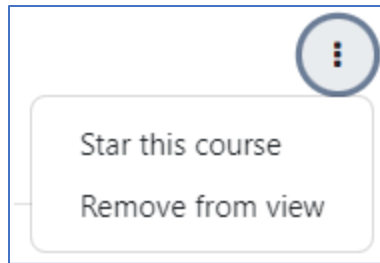
You can sort your courses by either name or last accessed:

A dropdown menu for sorting courses. The top bar is dark gray with the text "Sort by course name" and a downward arrow. Below it, a white menu is open, showing two options: "Sort by course name" (selected with a black dot) and "Sort by last accessed".

You can also filter your courses by In progress, Future, Past, Starred, or Removed from view:

A dropdown menu for filtering courses. The top bar has a dark gray button with "All" and a downward arrow, and a search input field. Below it, a white menu is open, showing five options: "All" (selected with a black dot), "In progress", "Future", "Past", "Starred", and "Removed from view".

To Star a course or Remove from view, just hover over the course name area and click on the three dots on the right side:



For additional information about CLT resources and training, watch the [Home/My Courses Tab](#) video.

Please email us at [CLT@occc.edu](mailto:CLT@occc.edu) or call 405.682.7838 if you have questions or need assistance.