

General Education Assessment Results

FY 2020 - 2021

Prepared by Ernest Gobert

General Education Assessment Results

Goal: 70% pass rate in each area

Passing Score: Equivalent to “acceptable” or better on the rubric for that outcome

Human Heritage, Culture, and Institutions

	Overall	Traditional class	Online class
Pass	94.9% (169/178)	88% (22/25)	96.1% (147/153)
Fail	5.1% (9/178)	12% (3/25)	3.9% (6/153)

General Education Assessment Results

Goal: 70% pass rate in each area

Passing Score: Equivalent to “acceptable” or better on the rubric for that outcome

Writing

	Overall	Traditional class	Online class
Pass	95.1% (212/223)	94.6% (35/37)	95.2% (177/186)
Fail	4.9% (11/223)	5.4% (2/37)	4.8% (9/186)

General Education Assessment Results

Goal: 70% pass rate in each area

Passing Score: Equivalent to “acceptable” or better on the rubric for that outcome

Public Speaking

	Overall	Traditional class	Online Class
Pass	98.7% (79/80)	100% (7/7)	98.6% (72/73)
Fail	1.3% (1/80)	0% (0/7)	1.4% (1/73)

General Education Assessment Results

Goal: 70% pass rate in each area

Passing Score: Equivalent to “acceptable” or better on the rubric for that outcome

Math Methods

	Overall	Traditional class	Online Class
Pass	77.2% (78/101)	91.7% (22/24)	72.7% (56/77)
Fail	22.8% (23/101)	8.3% (2/24)	27.3% (21/77)

General Education Assessment Results

Goal: 70% pass rate in each area

Passing Score: Equivalent to “acceptable” or better on the rubric for that outcome

Critical Thinking

	Overall	Traditional class	Online class
Pass	94.5% (222/235)	93.1% (27/29)	94.7% (195/206)
Fail	5.5% (13/235)	6.9% (2/29)	5.3% (11/206)

Summary of Results Since 2017

Goal: 70% pass rate

Passing: Equivalent to “acceptable” or better on rubric for that outcome

Category	2021	2020	2019	2018	2017
Human Heritage, Culture, and Institutions	94.9% (169/178)	82.2% (106/129)	83.2% (94/113)	90.5% (95/105)	71.5% (138/193)
Writing	95.1% (212/223)	93.2% (165/177)	92.5% (186/201)	86.9% (233/268)	92.8% (373/402)
Public Speaking	98.7% (79/80)	86.7% (39/45)	90.7% (98/108)	93.2% (82/88)	87.8% (72/82)
Math	77.2% (78/101)	75.8% (25/33)	61.2% (134/219)	69.5% (198/285)	62.1% (231/372)
Critical Thinking	94.5% (222/235)	93% (133/143)	79.5% (236/297)	82.4% (295/358)	76.9% (290/377)

FY 2020-2021 Artifact Contribution Information

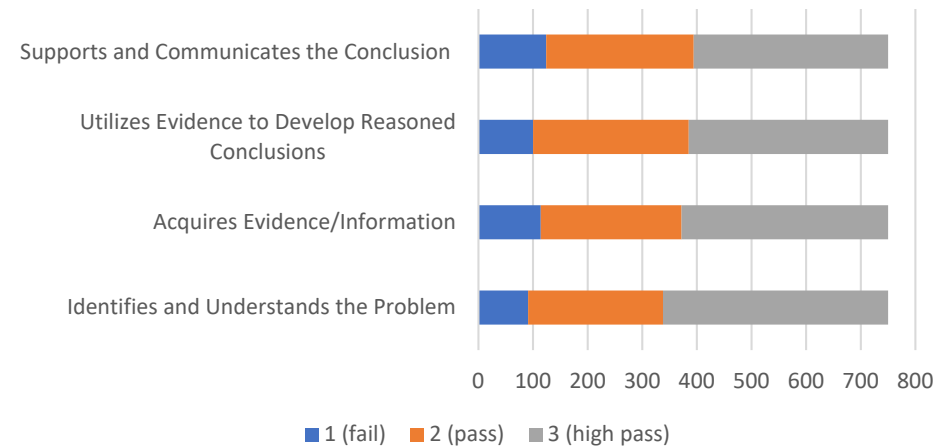
Category	number of faculty contribute	number of different courses	number of different sections	number of divisions
HHCI	16	19	27	4
Writing	33	25	43	5
Public Speaking	3	5	7	3
Math Methods	9	9	18	2
Critical Thinking	26	23	26	4

Critical Thinking

A total of 750 ratings were given (by the CT assessment team) for all usable Critical Thinking artifacts

Rating	Identifies and Understands the Problem	Acquires Evidence/Information	Utilizes Evidence to Develop Reasoned Conclusions	Supports and Communicates the Conclusion
1 (fail)	91	114	100	124
2 (pass)	247	258	285	270
3 (high pass)	412	378	365	356
Total	750	750	750	750

Critical Thinking Ratings

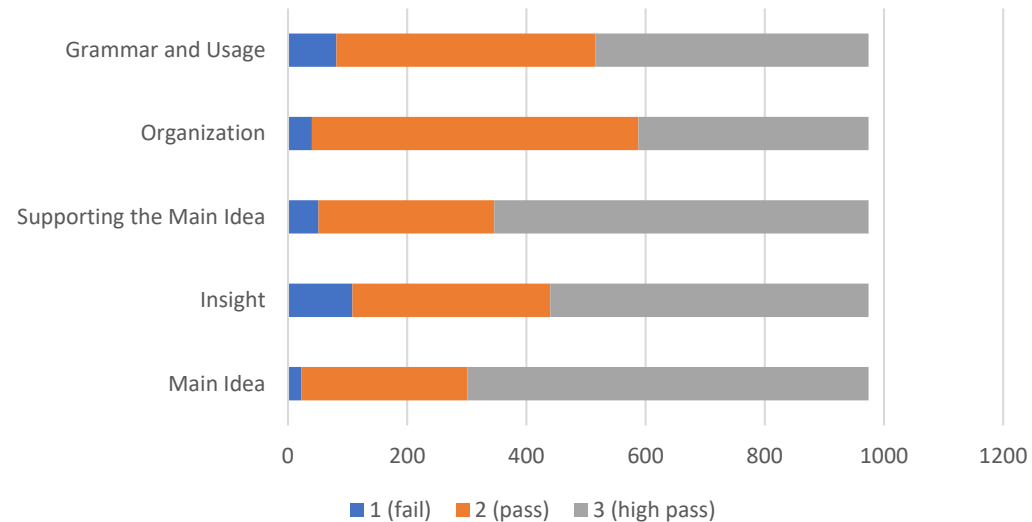


Writing

A total of 974 ratings were given for all usable writing artifacts

Rating	Main Idea	Insight	Supporting the Main Idea	Organization	Grammar and Usage
1 (fail)	22	108	51	40	81
2 (pass)	279	332	295	548	435
3 (high pass)	673	534	628	386	458
Total	974	974	974	974	974

Writing ratings

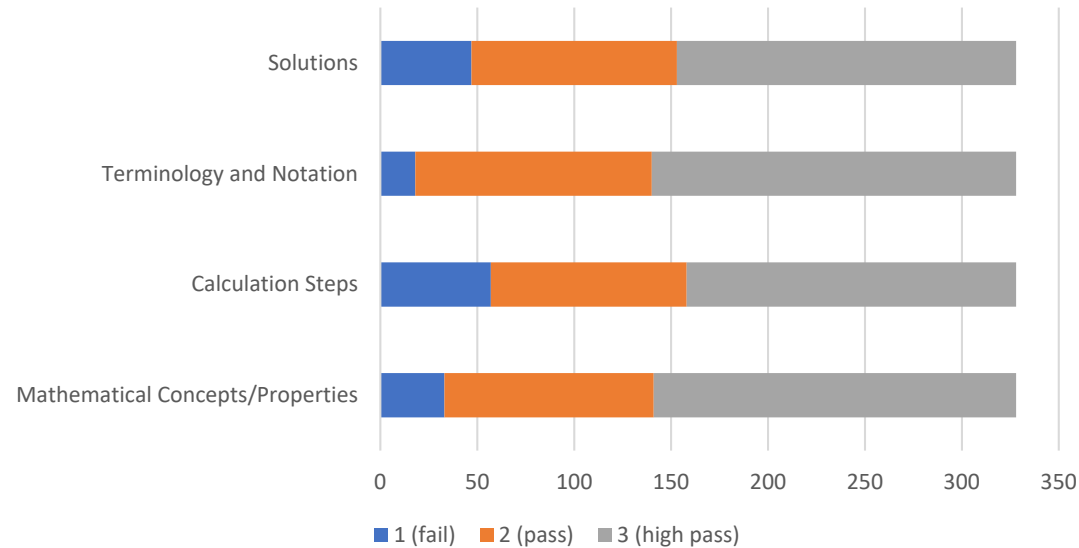


Math Methods

A total of 328 ratings were given for all usable math methods artifacts

Rating	Mathematical Concepts/Properties	Calculation Steps	Terminology and Notation	Solutions
1 (fail)	33	57	18	47
2 (pass)	108	101	122	106
3 (high pass)	187	170	188	175
Total	328	328	328	328

Math Methods ratings

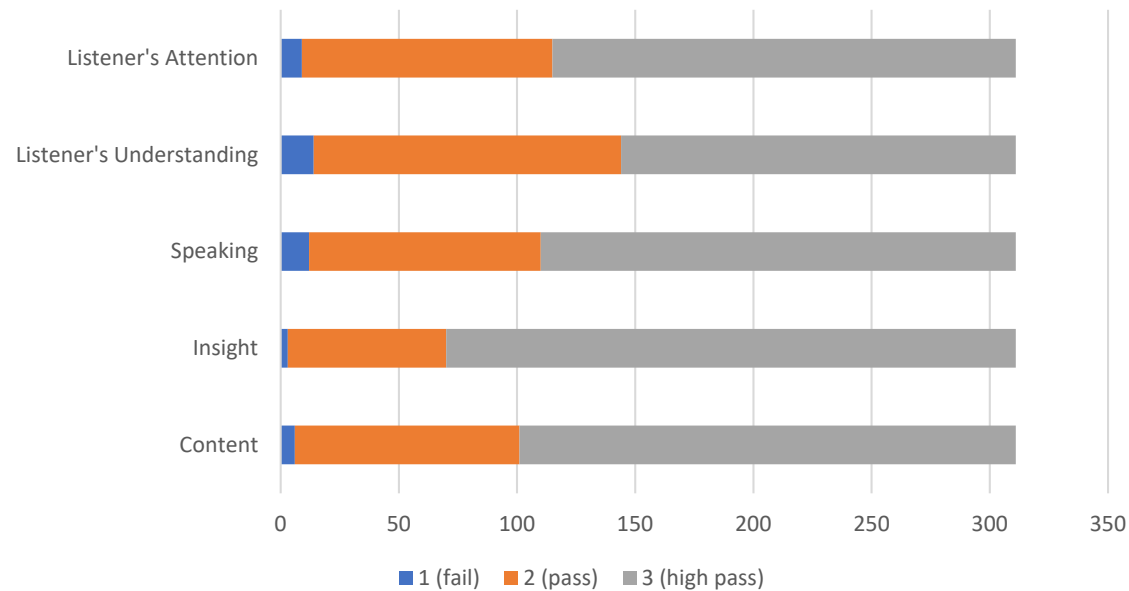


Public Speaking

A total of 311 ratings were given for all usable public speaking artifacts

Rating	Content	Insight	Speaking	Listener's Understanding	Listener's Attention
1 (fail)	6	3	12	14	9
2 (pass)	95	67	98	130	106
3 (high pass)	210	241	201	167	196
Total	311	311	311	311	311

Public Speaking ratings



HHCI

A total of 994 ratings were given for all usable public speaking artifacts

Rating	Major Contributors (People, agencies, or organizations)	Historical and/or Geographical Influences (Time and place)	Community Approaches	Role and Function of Social Institutions	Cultural and/or Ethical Decisions
1 (fail)	36	51	39	39	48
2 (pass)	390	408	418	472	467
3 (high pass)	568	535	537	483	479
Total	994	994	994	994	994

HHCI ratings

