

## General Education Assessment Results

### FY 2019-2020

The goal for each area is that 70% of students pass. Passing means an average rating of 2 or 3 on the rubric for that outcome. The average rating (at Moodle) of each artifact is rounded up or down as necessary.

#### Human Heritage, Culture, and Institutions

	overall	traditional class	online class
pass	82.2% (106/129)	80% (20/25)	82.7% (86/104)
fail	17.8% (23/129)	20% (5/25)	17.3% (18/104)

#### Writing

	overall	traditional class	online class
pass	93.2% (165/177)	96.4% (80/83)	90.4% (85/94)
fail	6.8% (12/177)	3.6% (3/83)	9.6% (9/94)

#### Public Speaking

	overall	traditional class	online class
pass	86.7% (39/45)	70% (7/10)	91.4% (32/35)
fail	13.3% (6/45)	30% (3/10)	8.6% (3/35)

#### Math

	overall	traditional class	online class
pass	75.8% (25/33)	68% (17/25)	100% (8/8)
fail	24.2% (8/33)	32% (8/25)	0% (0/8)

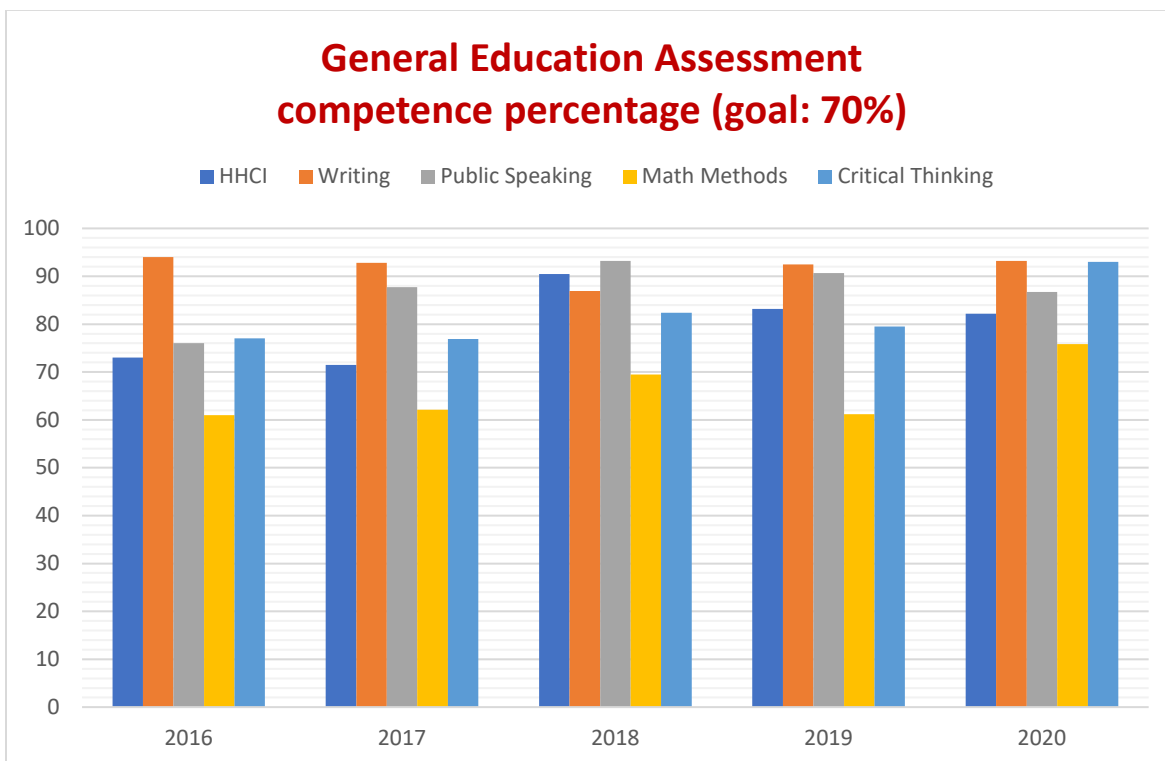
#### Critical Thinking

	overall	traditional class	online class
pass	93% (133/143)	93.8% (91/97)	91.3% (42/46)
fail	7% (10/143)	6.2% (6/97)	8.7% (4/46)

## Summary of Passing Percentages of the Five Gen-Ed Areas since 2016

The goal for each area is that 70% of students pass. Passing means an average rating of 1 or 2 on the rubric for that outcome. The average rating (at Moodle) of each artifact is rounded up or down as necessary.

category	2020	2019	2018	2017	2016
Human Heritage, Culture, and Institutions	82.2% (106/129)	83.2% (94/113)	90.5% (95/105)	71.5% (138/193)	73% (96/131)
Writing	93.2% (165/177)	92.5% (186/201)	86.9% (233/268)	92.8% (373/402)	94% (220/235)
Public Speaking	86.7% (39/45)	90.7% (98/108)	93.2% (82/88)	87.8% (72/82)	76% (69/91)
Math	75.8% (25/33)	61.2% (134/219)	69.5% (198/285)	62.1% (231/372)	61% (156/257)
Critical Thinking	93% (133/143)	79.5% (236/297)	82.4% (295/358)	76.9% (290/377)	77% (235/306)



**FY 2019-2020 Artifact Contribution Information**

<b>Category</b>	<b>number of faculty contribute</b>	<b>number of different courses</b>	<b>number of different sections</b>	<b>number of divisions</b>
<b>Human Heritage, Culture, and Institutions</b>	11	15	19	4
<b>Writing</b>	18	20	26	5
<b>Public Speaking</b>	3	7	9	3
<b>Math Methods</b>	5	7	10	3
<b>Critical Thinking</b>	16	20	31	4

# General Education Assessment Results - Supplemental Report

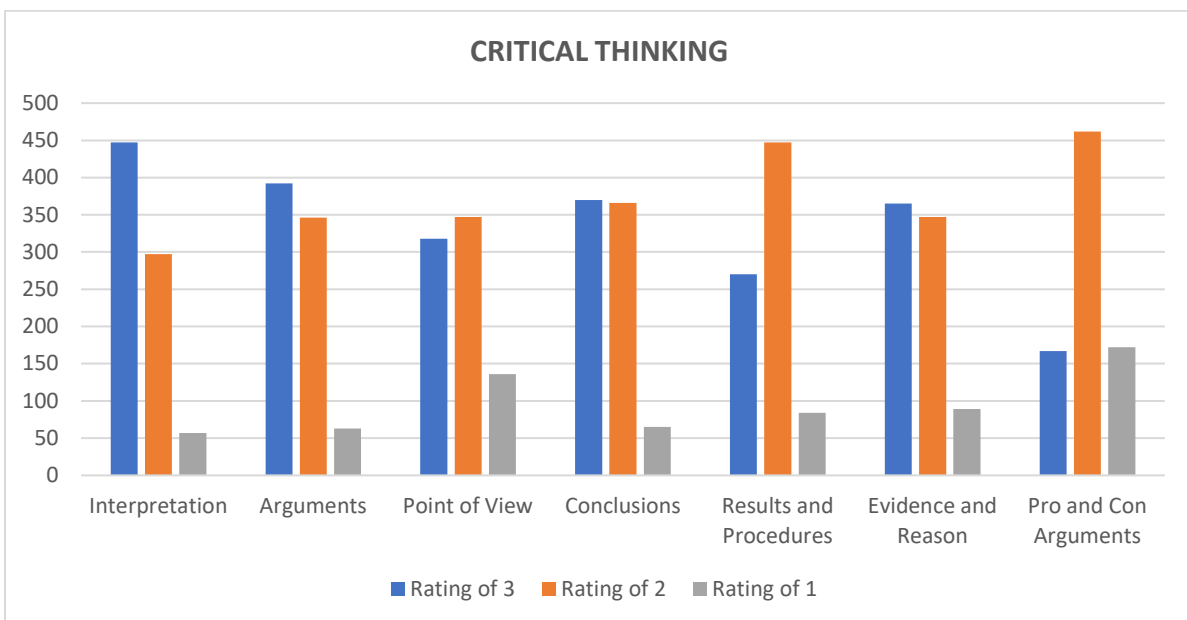
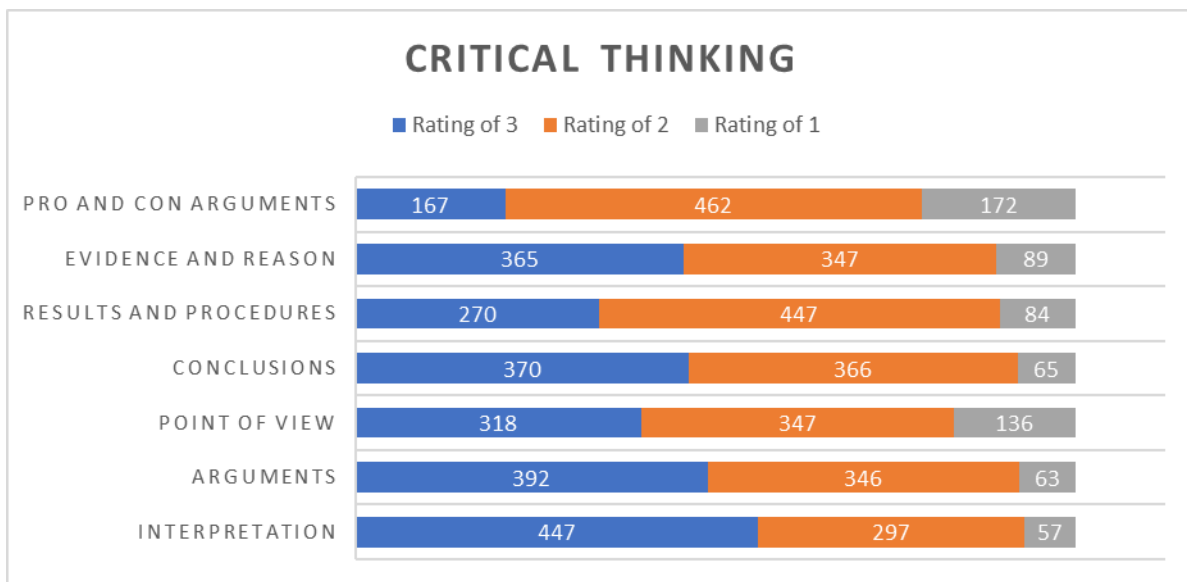
**FY 2019-2020**

- The goal for each area is that 70% of students pass. Passing means an average rating of 2 or 3 on the rubric for that outcome.
- Subsequent pages include data of the ratings given by assessment team members for criteria in the assessment rubrics for the 5 Gen-Ed areas.

# Critical Thinking

The five team members gave a total of 801 ratings for all usable Critical Thinking artifacts

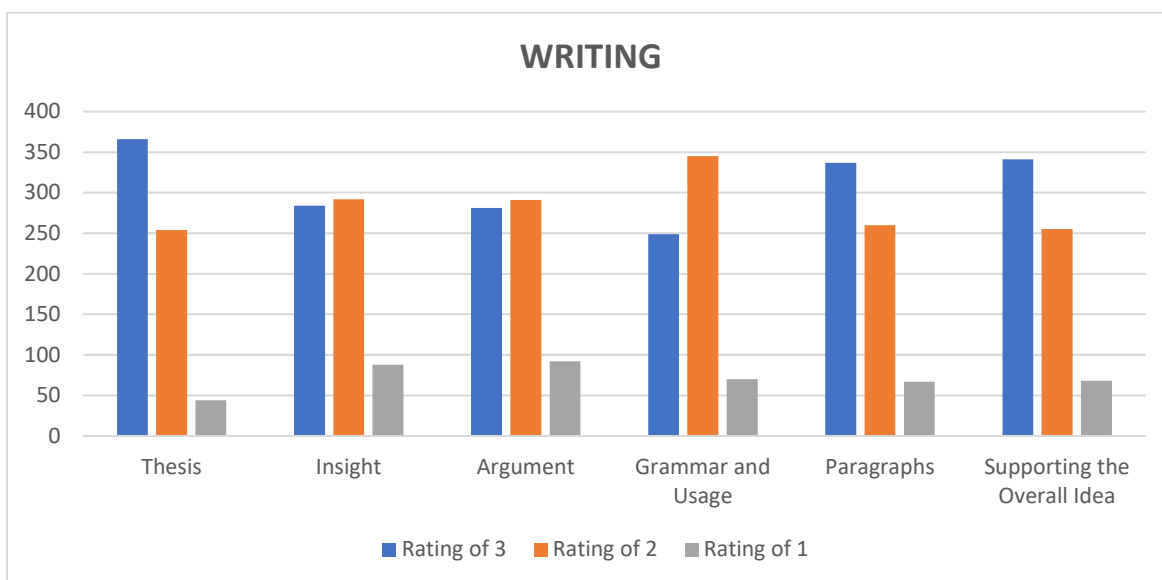
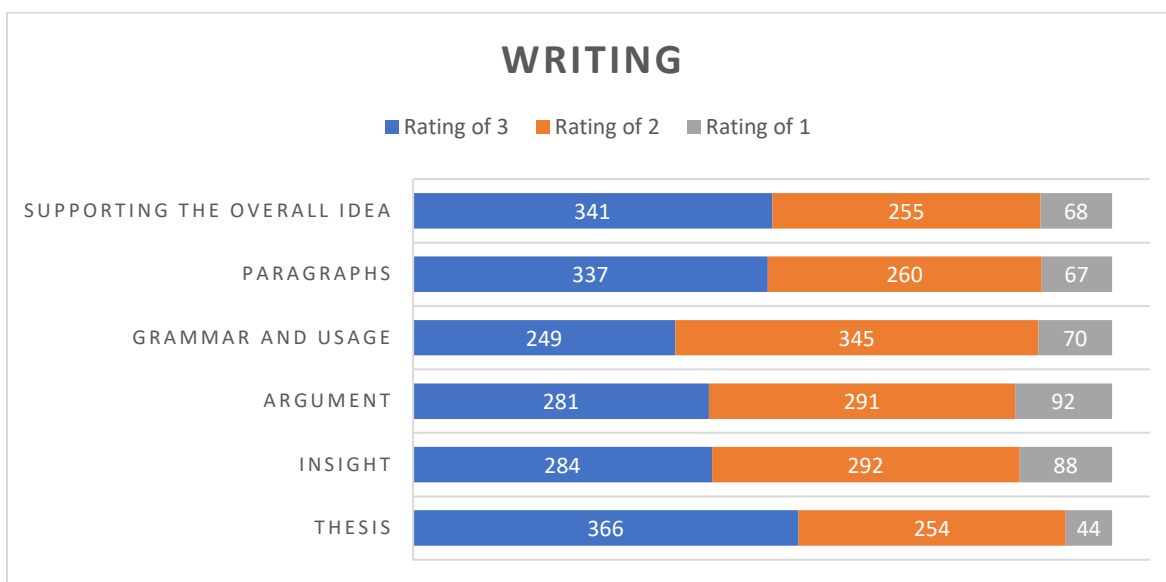
	Interpretation	Arguments	Point of View	Conclusions	Results and Procedures	Evidence and Reason	Pro and Con Arguments
Rating of 3	447	392	318	370	270	365	167
Rating of 2	297	346	347	366	447	347	462
Rating of 1	57	63	136	65	84	89	172
<b>Total</b>	<b>801</b>	<b>801</b>	<b>801</b>	<b>801</b>	<b>801</b>	<b>801</b>	<b>801</b>



# Writing

The five team members gave a total of 664 ratings for all usable Writing artifacts

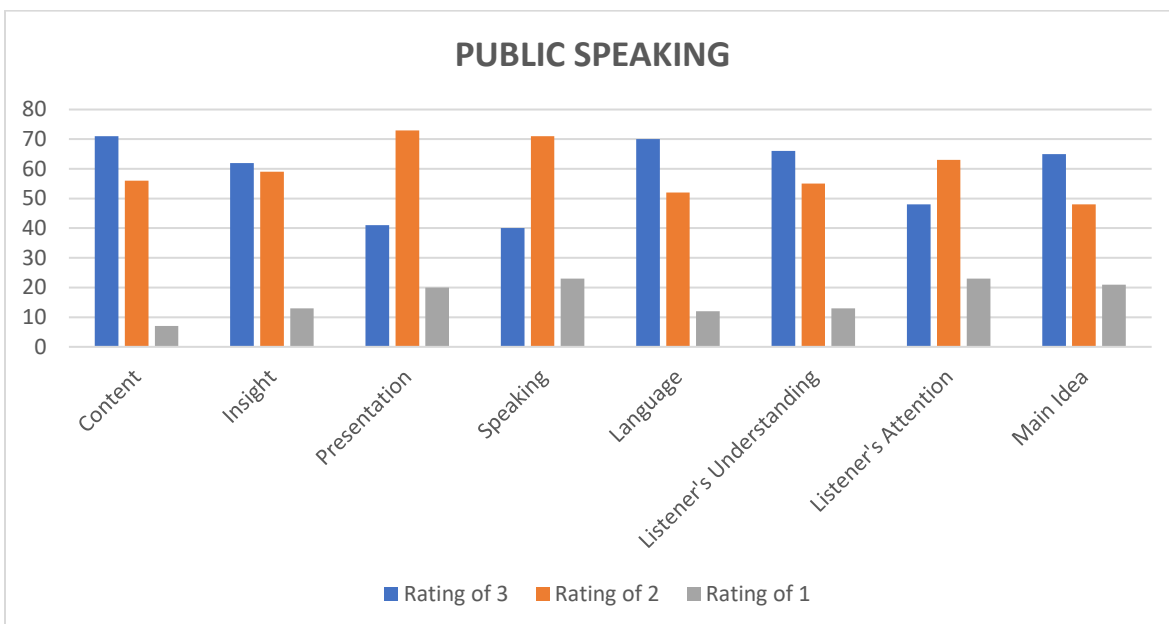
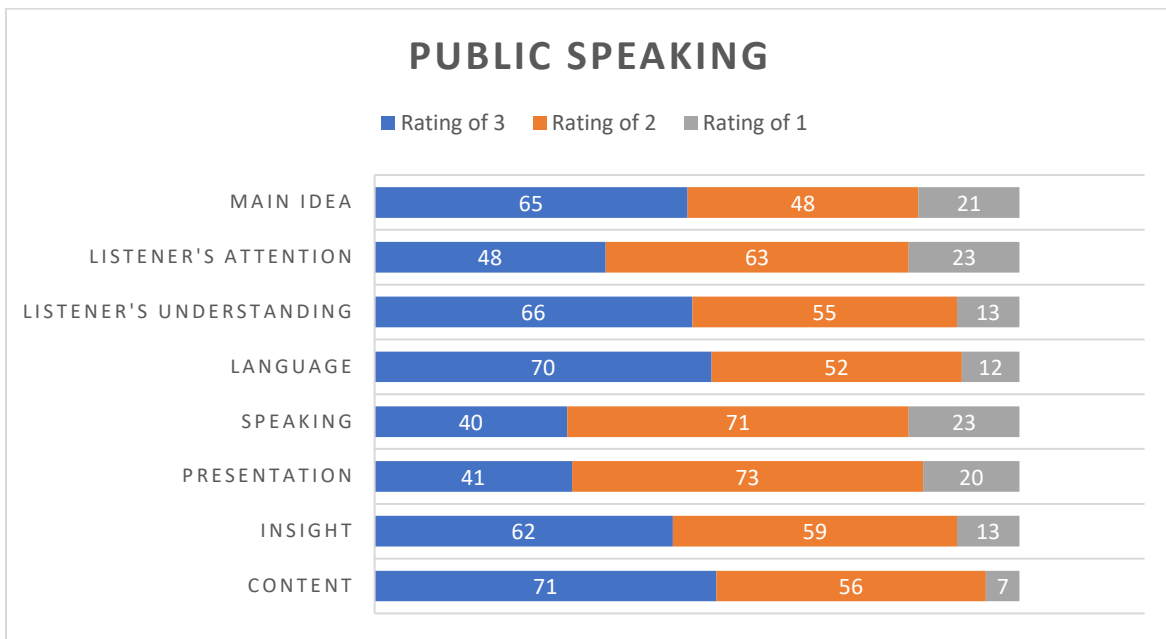
	Thesis	Insight	Argument	Grammar and Usage	Paragraphs	Supporting the Overall Idea
<b>Rating of 3</b>	366	284	281	249	337	341
<b>Rating of 2</b>	254	292	291	345	260	255
<b>Rating of 1</b>	44	88	92	70	67	68
<b>Total</b>	664	664	664	664	664	664



# Public Speaking

The five team members gave a total of 134 ratings for all usable Public Speaking artifacts

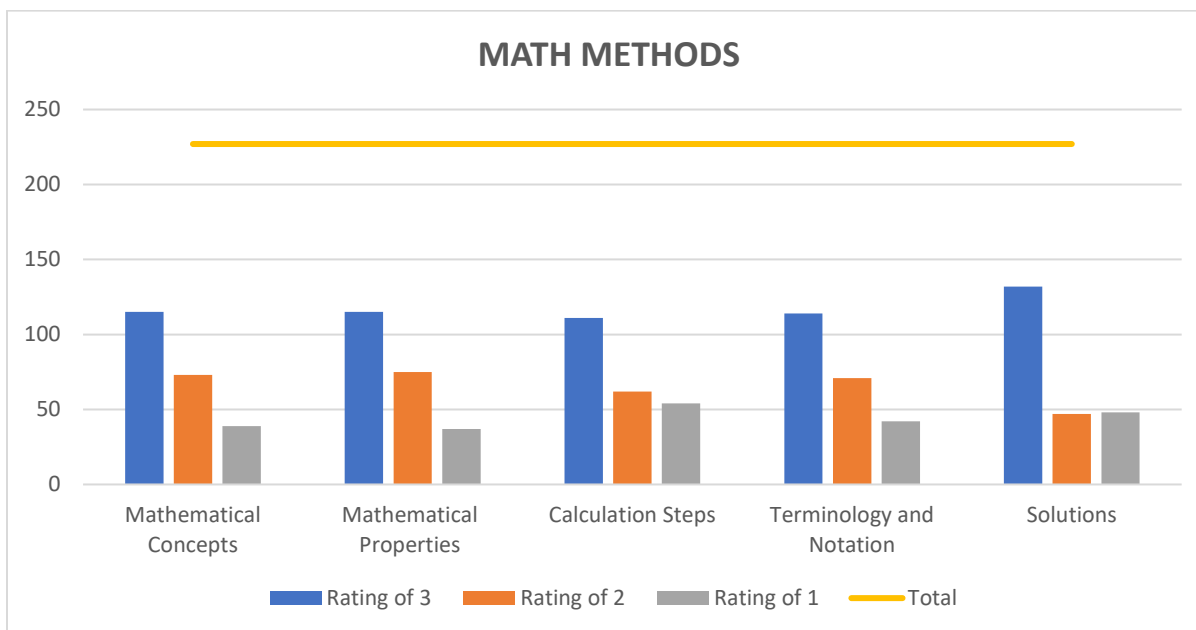
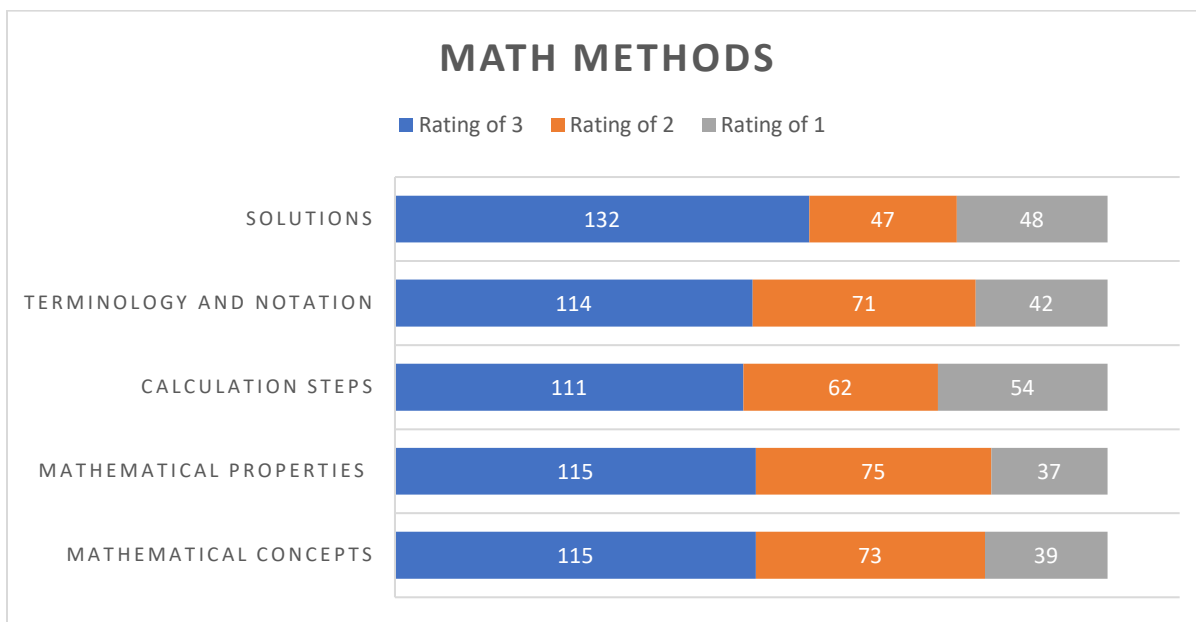
	Content	Insight	Presentation	Speaking	Language	Listener's Understanding	Listener's Attention	Main Idea
Rating of 3	71	62	41	40	70	66	48	65
Rating of 2	56	59	73	71	52	55	63	48
Rating of 1	7	13	20	23	12	13	23	21
<b>Total</b>	<b>134</b>	<b>134</b>	<b>134</b>	<b>134</b>	<b>134</b>	<b>134</b>	<b>134</b>	<b>134</b>



# Math Methods

The five team members gave a total of 227 ratings for all usable Math Methods artifacts

	Mathematical Concepts	Mathematical Properties	Calculation Steps	Terminology and Notation	Solutions
Rating of 3	115	115	111	114	132
Rating of 2	73	75	62	71	47
Rating of 1	39	37	54	42	48
<b>Total</b>	<b>227</b>	<b>227</b>	<b>227</b>	<b>227</b>	<b>227</b>





# HHCI

The five team members gave a total of 227 ratings for all usable Math Methods artifacts

	Major Contributors	Historical and/or Geographical Influences	Ethical Concerns	Community Approaches	Role and Function of Social Institutions	Cultural and Ethical Decisions
Rating of 3	240	256	246	287	225	208
Rating of 2	331	354	363	356	380	351
Rating of 1	179	140	141	107	145	191
<b>Total</b>	<b>750</b>	<b>750</b>	<b>750</b>	<b>750</b>	<b>750</b>	<b>750</b>

