



---

OKLAHOMA CITY COMMUNITY COLLEGE

## **Report on the FY 2017 Graduate Survey 6-Months After Graduation**

This report provides graduate survey information for AAS/Certification, AS/AA Majors  
Students graduated in the Summer, Fall, and Spring Semesters

**Prepared by  
Dr. Janet C. Perry  
Office of Institutional Effectiveness  
2018**



## Table of Contents

<b>Introduction</b> .....	5
<b>Methodology</b> .....	5
<b>Limitations</b> .....	5
<b>Response Rate</b> .....	5
<b>Results</b> .....	6
<b>Continuing Education</b> .....	6
<b>Employment Information</b> .....	6
<b>Additional Information</b> .....	7
<b>Comments</b> .....	9
<b>Conclusions</b> .....	9

### APPENDICES

<b>Appendix A: Question Details by Total, AAS/Certificate, and AA/AS</b> .....	13
<b>Appendix B: Details for Programs/Certificates with 10 or More Completed Surveys</b> .....	21
<b>Appendix C: Jobs and Company Names by Program</b> .....	49
<b>Appendix D: OCCC Graduate Survey Instrument</b> .....	59



# Graduate Survey Results

## INTRODUCTION

Each year OCCC graduates are surveyed to determine if they are working in a field related to their education or continued their education. The survey has questions about graduate's satisfaction with their educational experience as well as other information. The summary of data is reported below with the details provided in Appendix A. Program information with ten or more respondents are reported in Appendix B. Twenty-seven programs had 10 or more completed surveys. Appendix C lists job titles and company names of those graduates working in a job related to their education. All survey comments were sent to the Deans of each division and the Vice President of Academic Affairs.

## METHODOLOGY

In early summer of FY2017, the previous Summer and Fall graduates (2016) were mailed a cover letter, a survey instrument, and a return envelope requesting them to complete the graduate survey and return it in the postage paid envelope. The letter included information on the survey link to the College's website. A follow-up postcard was mailed to emphasizing the website and indicating if we had not heard from them, we would contact them by telephone. Several weeks later, student telephone callers begin telephoning each graduate who had not responded to the survey. After completing at least eight attempts at contacting the graduate, the information of graduates who had not responded was sent to a local company to complete additional telephoning.

In December of 2017, a mailing was sent to Spring 2017 graduates. This mailing included a Christmas card signed by the faculty of the graduate's program, a cover letter, the survey instrument, and a postage paid return envelope. After this mailing, the same process was used as was completed with the Summer/Fall graduates. Through this extended effort, there was 58.1% response rate.

## LIMITATIONS

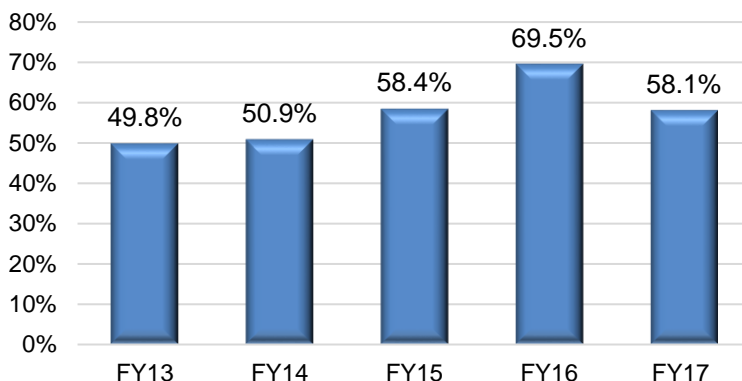
One limitation of the survey could be that graduates who are unhappy with their current situation such as not finding employment or transferring to the university of their choice, may be more prone to not answering the survey.

Another limitation is that graduates change their phone numbers, email, and physical addresses which makes it difficult to contact them.

## RESPONSE RATES

The results of this document are based on the number of surveys completed. Therefore, there is some duplication as some students completed more than one degree or certificate. The duplicate response rate was 58.1% of the 2,045 degrees and certificates awarded or 1,188 surveys completed.

### Response Rate



### RESULTS

A summary of the results of the survey are identified within the next few pages. As can be seen by this data the level of satisfaction with the College experience was very positive. The detailed responses for each question with three years of data by Totals, AAS/Certificate and AA/AS are in Appendix A. Degrees and certificates with 10 or more responses are detailed in Appendix B. Another important characteristic of the survey was asking the graduates if they had a job related to the educational training they received at the college. All of the job titles, company names, and program/certificate of those graduates working in a job related to their OCCC education are in Appendix C. The survey instrument is in Appendix D.

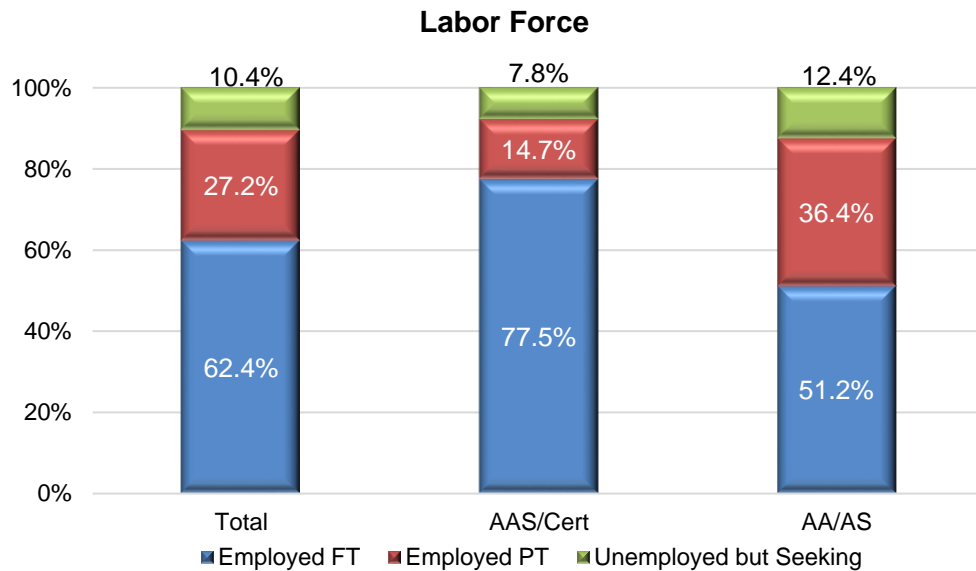
### Continuing Education

Six hundred and thirty seven of the survey forms indicated that graduates continued their education. Those attending college were primarily full-time (74.1%) (See Q2). On a ten-point scale with 1 being not satisfied and 10 being very satisfied the overall level of satisfaction of graduates who indicated OCCC prepared them for their continuing education was 8.94 (See Q3). Thirty-nine (6.6%) of the 588 graduates who attended college had difficulty transferring their credits (See Q4). The top five transfer colleges remains relatively consistent with previous years (See Q1).

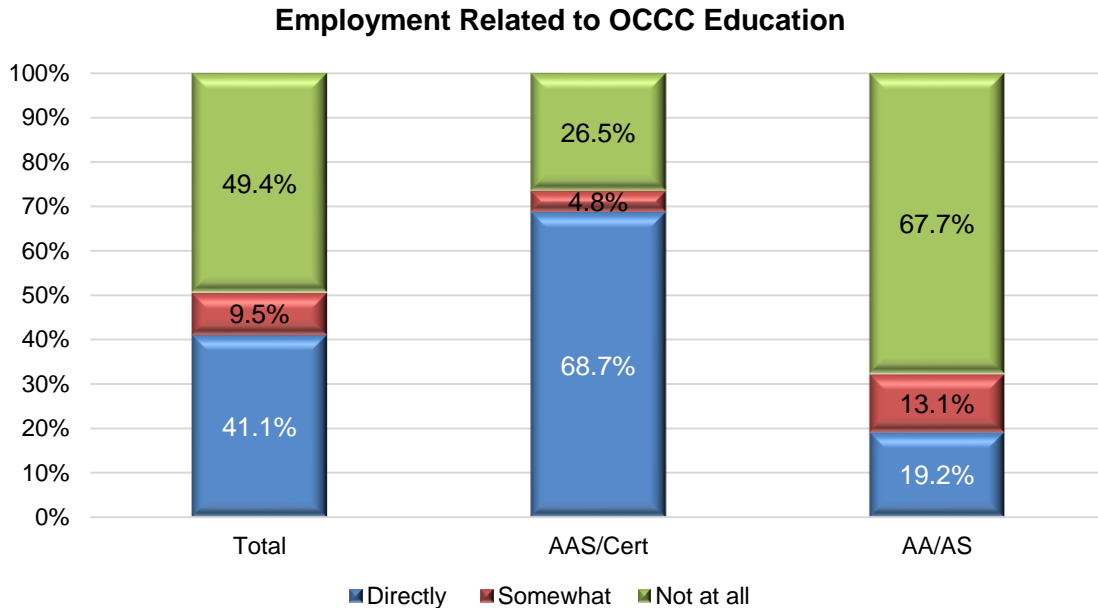
Name of Institution	Number		
	2015	2016	2017
University of Oklahoma	258	225	180
University of Central Oklahoma	215	245	170
Oklahoma City Community College	25	107	86
Southwest Oklahoma State University	22	39	40
Oklahoma State University	35	46	35

### Employment Information

The term labor force is used to define graduates success in the field of work. The labor force is comprised of graduates who are working or actively seeking work. Ninety percent of the respondents in the labor force were employed (See Q5). As expected, there were more graduates with the AA/AS degree that are working part-time because many of these graduates are attending a university/college full-time while the AAS graduates have a “terminal” degree and are interested in obtaining employment.



On a ten-point scale with 10 = very satisfied and 1 = not satisfied, the overall level of satisfaction of graduates who indicated OCCC prepared them for their job was 8.87 (See Q7). Half of the graduates' jobs (50.6%) were related to the education they received at OCCC (See Q6). As anticipated AAS/Certificate graduates had a higher percentage employed in a related field compared to the AA/AS graduates.



#### Additional Information

Almost all (90.9%) of the graduates met their intended goal at OCCC (See Q9). Thirty-four percent % volunteered in the community (See Q12).

Forty-four percent of the graduates were the first in their family to graduate (See Q11). It is interesting to note that the first in family to graduate fluctuated over the past five years. Within most of those years, there were more AA/AS graduates who were first in their families to graduate than the AAS/Certificate graduates.

**First in Family to Graduate**

	2013	2014	2015	2016	2017
Total	36.2%	37.8%	33.7%	33.1%	43.8%
AAS/Certificate	31.9%	38.0%	32.3%	28.7%	40.2%
AA/AS	40.5%	37.7%	34.6%	35.4%	46.3%

A new question was added this year regarding the graduate’s beliefs as to whether they achieved their general education goals. The results were quite impressive with all the averages above an 8.3 on a ten-point scale (See Q10).

2017 Average			General Education Measures
Total	AAS/Cert	AA/AS	
8.66	8.72	8.62	Critical thinking
8.60	8.57	8.62	Understanding culture and social institutions
8.52	8.60	8.47	Mathematical methods
8.36	8.27	8.41	Public speaking
8.62	8.55	8.66	Writing

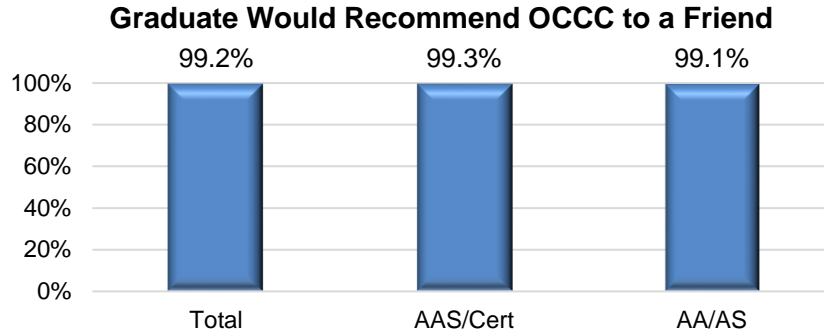
When asked “To what extent is OCCC open to diversity?” students rated this 9.10 on a ten-point scale (See Q13).

Twenty-five percent of the surveys indicated that the graduates were interested in taking additional courses at OCCC with an additional thirty percent unsure (See Q13). The top unduplicated courses were:

Courses	#
Nursing	38
Computer	16
Science	13
EMT/Paramedic	13
Business	13
Other Health Courses	13

The graduates’ overall satisfaction with their educational experience at OCCC was 9.03 on a ten-point scale with 10 being very satisfied and 1 being not satisfied (See Q14). A significant portion of the graduates would recommend OCCC to a friend as can be seen in the graph below (See Q16).





### Comments

Students also had an opportunity to comment on their education. The survey stated “Please comment on the OCCC degree/certificate you completed and/or services you received.” One hundred and eighty one participants included comments in their survey.

# of Comments	Type of Comment
112	Positive
38	Concerns
33	Positive about faculty
14	Suggestions for improvement
197*	

\*Some respondents had both positive comments and suggestions for improvement

A sample of graduate comments were:

- I am very satisfied with my experience at OCCC. I would come here again if I had to do it all over. Great school!
- I am very pleased and honored with my success and achievement.
- There also were several places to use computers, have tutors, and use learning tools that I often took advantage of.
- Student support services was also helpful.
- Student life is an important indicator to success in degree. Student services are crucial.
- OCCC is a lot more open and intimate.
- OCCC is the best and I hope it becomes a university someday.
- Hope to give money to OTRIP one day.
- The professors are great and I appreciate their good work.
- My instructors were incredible.
- The professors I had were incredibly inspiring.
- I had wonderful professors that prepared me well for OU.
- Needs a career planning class.
- Some of the administrative staff treated the students like high school students instead of in a professional manner.

### CONCLUSIONS

The Associate of Science and Associate of Arts results continue to be significantly different than the Associate of Applied Science and Certificates with regard to labor force participation. These differences were to be expected as the AS and AA graduates generally continue their education while the AAS and certificate graduates join the workforce. As the AS and AA graduates

continue their education their employment is generally part-time and unrelated to their degree which is just the opposite of the AAS and certificate graduates.

All survey results reflected positive responses to the overall educational experience at OCCC. Ninety-nine percent of the surveys indicated that the respondent would recommend OCCC to a friend. Finally, the comments were overwhelmingly positive with graduates recognizing the impact the College had on their success. Clearly, the graduates were pleased with their education.

# **APPENDICES**



**Appendix A**  
**Question Details by Total, AAS/Certificate, and AA/AS**

**SURVEYS COMPLETED**

	<b>Year</b>	<b>Total</b>	<b>AAS &amp; Certificates</b>	<b>AA/AS</b>
Total Number of Surveys	2015	2184	773	1411
Total Number Completed	2015	1277	481	796
Response Rate	2015	58.4%	62.2%	56.4%
Total Number of Surveys	2016	2267	863	1404
Total Number Completed	2016	1576	614	962
Response Rate	2016	69.5%	71.1%	68.5%
Total Number of Surveys	2017	2045	839	1206
Total Number Completed	2017	1188	475	713
Response Rate	2017	58.1%	56.6%	59.1%

**SECTION A: EDUCATIONAL INFORMATION**

1. Did you continue your education?

<b>Year</b>	<b># Responding</b>	<b># Enrolled</b>
2015	1277	702
2016	1576	789
2017	1188	637

Top Transfer Institutions

<b>Name of Institution</b>	<b>Number</b>		
	<b>2015</b>	<b>2016</b>	<b>2017</b>
University of Oklahoma	258	225	180
University of Central Oklahoma	215	245	170
Oklahoma City Community College	25	107	86
Southwest Oklahoma State University	22	39	40
Oklahoma State University	35	46	35

Top Majors in advanced degrees

Program	Number		
	2015	2016	2017
Nursing	81	123	84
Business	86	119	54
Engineering	59	65	26
Computers	53	51	52
Science	74	48	54
Psychology	41	44	33

2. Are you attending?

	Year	Total % (#)	AAS/Cert % (#)	AA/AS % (#)
Part time (less than 12 credit hours)	2015	33.8% (222)	39.8% (43)	32.6% (179)
	2016	26.4% (208)	43.2% (60)	22.8% (148)
	2017	25.9% (110)	36.6% (37)	22.5% (73)
Full time (12 hours or more)	2015	66.2% (435)	60.2% (65)	67.4% (370)
	2016	73.6% (581)	56.8% (79)	77.2% (502)
	2017	74.1% (315)	63.4% (64)	77.5% (251)

3. To what extent are you satisfied with the preparation you received at OCCC in relation to its usefulness in continuing your education?

	Year	Total	AAS/Cert	AA/AS
Average	2015	8.62	8.29	8.69
Average	2016	8.70	8.56	8.73
Average	2017	8.94	9.00	8.92

Scale of 1-10 with 1 = Not Satisfied and 10 = Very Satisfied

4. Did you have problems transferring to the college/university indicated above?

	Year	Total % (#)	AAS/Cert % (#)	AA/AS % (#)
No	2015	93.5% (638)	95.5% (107)	93.2% (531)
	2016	93.5% (746)	96.5% (137)	92.8% (609)
	2017	93.4% (549)	93.8% (122)	93.2% (427)
Yes	2015	6.5% (44)	4.5% (5)	6.8% (39)
	2016	6.5% (52)	3.5% (5)	7.2% (47)
	2017	6.6% (39)	6.2% (8)	6.8% (31)

**SECTION B: EMPLOYMENT INFORMATION**

5. What best describes your *present* employment status? **Please check only one.**

**Labor Force**

	Year	Total		AAS/Cert		AA/AS	
		%	#	%	#	%	#
Employed full-time	2015	69.3%	740	85.4%	368	58.4%	372
	2016	68.1%	897	82.6%	449	57.5%	438
	2017	62.4%	622	77.5%	328	51.2%	294
Employed part-time	2015	26.7%	285	11.8%	51	36.7%	234
	2016	25.0%	329	11.7%	65	34.6%	264
	2017	27.2%	271	14.7%	62	36.4%	209
Unemployed and seeking work	2015	4.0%	43	2.8%	12	4.9%	31
	2016	7.0%	92	5.8%	32	7.9%	60
	2017	10.4%	104	7.8%	33	12.4%	71

**Other Graduate Employment Activity**

		Total	AAS Cert	AA AS
Unemployed and not seeking work	2015	175	38	137
	2016	183	33	150
	2017	106	27	79
Other*	2015	32	12	20
	2016	65	22	43
	2017	66	18	48

\*The majority of the "other" comments were filled in with "student."

6. Is your **present** occupation related to the degree/certificate you completed at OCCC?

	<b>Year</b>	<b>Total</b>	<b>AAS/Cert</b>	<b>AA/AS</b>
		<b>% (#)</b>	<b>% (#)</b>	<b>% (#)</b>
Yes, directly related	2015	46.1% (473)	79.1% (334)	23.0% (139)
	2016	39.4% (481)	68.5% (359)	17.5% (122)
	2017	41.1% (365)	68.7% (270)	19.2% (95)
Yes, somewhat related	2015	9.1% (93)	2.1% (9)	13.9% (84)
	2016	15.3% (187)	7.3% (38)	21.4% (149)
	2017	9.5% (84)	4.8% (19)	13.1% (65)
No	2015	44.8% (461)	18.7% (79)	63.1% (382)
	2016	45.3% (553)	24.2% (127)	61.1% (426)
	2017	49.4% (439)	26.5% (104)	67.7% (335)

7. To what extent are you satisfied with the preparation you received at OCCC in relation to its usefulness in performing your job?

	<b>Year</b>	<b>Total</b>	<b>AAS/Cert</b>	<b>AA/AS</b>
Average	2015	8.68	8.76	8.56
Average	2016	8.61	8.85	8.29
Average	2017	8.87	9.02	8.59

Scale of 1-10 with 1 = Not Satisfied and 10 = Very Satisfied

8. What are your Job Title and Place of Work? Please see Appendix C for this information.

### SECTION C: SUMMARY INFORMATION

9. Did you meet your intended goal at OCCC?

	<b>Year</b>	<b>Total % (#)</b>	<b>AAS/Cert % (#)</b>	<b>AA/AS % (#)</b>
Yes	2015	95.4% (370)	96.2% (150)	94.8% (220)
	2016	95.7% (444)	97.8% (179)	94.3% (265)
	2017	90.9% (1043)	88.7% (400)	92.3% (643)
No	2015	4.6% (18)	3.8% (6)	5.2% (12)
	2016	4.3% (20)	2.2% (4)	5.7% (16)
	2017	3.4% (39)	4.0% (18)	3.0% (21)
My goal was to continue my education so I did not meet my goal	2017	5.7% (66)	7.3% (33)	4.7% (33)



10. Please rate how prepared you felt in using the OCCC general educational skills for achieving your personal and academic goals using a scale of 1-10 with 10 being very prepared and 1 very prepared.

2017 Average			General Education Measures
Total	AAS/Cert	AA/AS	
8.66	8.72	8.62	Critical thinking
8.60	8.57	8.62	Understanding culture and social institutions
8.52	8.60	8.47	Mathematical methods
8.36	8.27	8.41	Public speaking
8.62	8.55	8.66	Writing

11. Are you the first one in your family to graduate with a degree?

	Year	Total	AAS/Cert	AA/AS
		#	#	#
Yes	2015	33.7% (427)	32.3% (154)	34.6% (273)
	2016	32.8% (506)	28.7% (171)	35.4% (335)
	2017	43.8% (346)	40.2% (130)	46.3% (216)
No	2015	65.1% (824)	66.0% (315)	64.5% (509)
	2016	63.4% (977)	67.6% (403)	60.7% (574)
	2017	54.7% (432)	57.0% (184)	53.1% (248)
Don't know	2015	1.2% (15)	1.7% (8)	0.9% (7)
	2016	3.8% (59)	3.7% (22)	3.9% (37)
	2017	1.5% (12)	2.8% (9)	0.6% (3)

12. Do you currently volunteer in the community?

	Year	Total	AAS/Cert	AA/AS
		% (#)	% (#)	% (#)
Yes	2015	27.7% (107)	25.3% (39)	29.3% (68)
	2016	28.8% (130)	25.3% (45)	31.1% (85)
	2017	33.9% (251)	33.2% (99)	34.3% (152)
No	2015	72.3% (279)	74.7% (115)	70.7% (164)
	2016	71.2% (321)	74.7% (133)	68.9% (188)
	2017	66.1% (490)	66.8% (199)	65.7% (291)

13. To what extent is OCCC open to diversity?

	Year	Total	AAS/Cert	AA/AS
Average	2015	9.12	9.07	9.16
	2016	9.12	9.04	9.17
	2017	9.10	9.14	9.08

Scale of 1-10 with 10 = To a great extent and 1 = To no extent

14. Are you interested in taking more courses at OCCC?

	Year	Total % (#)	AAS/Cert % (#)	AA/AS % (#)
Yes	2015	41.7% (158)	40.0% (60)	42.8% (98)
	2016	32.1% (301)	32.3% (124)	32.0% (177)
	2017	25.1% (197)	28.9% (93)	22.4% (104)
No	2015	58.3% (221)	60.0% (90)	57.2% (131)
	2016	61.4% (575)	61.5% (236)	61.3% (339)
	2017	45.4% (357)	45.3% (146)	45.5% (211)
Not sure	2016	6.5% (61)	6.3% (24)	6.7% (37)
	2017	29.5% (232)	25.8% (83)	32.1% (149)

Top courses

Courses	#
Nursing	38
Computer	16
Science	13
EMT/Paramedic	13
Business	13
Other Health Courses	13

15. What is your overall level of satisfaction with your OCCC educational experience?

	Year	Total	AAS/Cert	AA/AS
Average	2015	8.86	8.79	8.90
Average	2016	8.88	8.90	8.87
Average	2017	9.03	9.02	9.04

Scale of 1-10 with 1 = Not Satisfied and 10 = Very Satisfied

16. Would you recommend OCCC to a friend?

	<b>Year</b>	<b>Total</b>	<b>AAS/Cert</b>	<b>AA/AS</b>
		<b>% (#)</b>	<b>% (#)</b>	<b>% (#)</b>
Yes	2015	98.7% (1247)	98.1% (467)	99.1% (780)
	2016	99.0% (1524)	99.5% (592)	98.7% (932)
	2017	99.2% (1135)	99.3% (451)	99.1% (684)
No	2015	1.3% (16)	1.9% (9)	0.9% (7)
	2016	1.0% (15)	0.5% (3)	1.3% (12)
	2017	0.8% (9)	0.7% (3)	0.9% (6)

17. Please comment on the degree/certificate you completed and/or services you received. Division Deans received comments from each of the academic programs in their area.



## Appendix B

### Details for Programs/Certificates with 10 or More Completed Surveys

This portion of the document provides graduate survey information by degrees/certificates. Fiscal years are defined as the Summer, Fall, and Spring semesters. In addition:

1. Each program includes responses from at least 10 graduates.
2. All questions asking students to rate their satisfaction must have at least 10 responses to be reported.
3. The number located within parentheses is the number of graduates responding to the question.
4. In 2017, the general education question was added.
5. In 2017, the completion of educational goal was changed to include not at this time.
6. There is duplication within some of the data since some students earned multiple degrees and certificates.

#### List of Programs Found in the Following Tables

	Total	#	%		Total	#	%
		Resp.	Resp.			Resp.	Resp.
Aviation Maintenance Technician - AAS	17	11	64.7%	Journalism and Broadcasting – AA (Journalism, Broadcasting, Public Relations)	24	14	58.3%
Aviation Maintenance Technician - Cert	31	20	64.5%	Liberal Studies - AA	16	10	62.5%
Biology – AS	19	11	57.9%	Mathematics - AS	17	11	64.7%
Business – AS	153	89	58.2%	Nursing – AAS (ACC Nursing, LPN, Nursing)	211	128	60.7%
Child Development - Cert	21	11	52.4%	Occupational Therapist Assistant – AAS	16	14	87.5%
Computer Networking Support – Cert	29	13	44.8%	Physical Therapist Assistant – AAS	18	12	66.7%
Computer Science - AAS	30	16	53.3%	Pre Allied Health – AS	21	17	81.0%
Computer Science - AS	32	16	50.0%	Pre-Education - AS	26	16	61.5%
Computer Science – Cyber Information Security - Cert	22	11	50.0%	Pre-Pharmacy – AS	13	10	76.9%
Computer Systems Support – Cert	49	26	53.1%	Psychology – AA	86	44	51.2%
Diversified Studies – AA	171	109	63.7%	Respiratory Care Therapy - AAS	23	15	65.2%
Diversified Studies – AS	437	250	57.2%	Sociology – AA	34	21	61.8%
Emergency Medical Sciences – Cert (Basic, Advanced, Paramedic)	169	97	57.4%	Speech Language Pathology Assistant - AAS	13	10	76.9%
Engineering – AS (Pre-Engineering)	40	36	90.0%				

AAS = Associate in Applied Science, Cert = Certificate, AA = Associate in Arts, AS = Associate in Science

## Aviation Maintenance Technician - AAS

	2017
Number Surveyed	17
Number Responding	11
% Responding	64.7%
<b>Continuing Education</b>	
# continuing their education	2
# with difficulties transferring credits	1
Prepared graduate for continued education (scale of 1-10)	--
<b>Employment</b>	
Employed full-time	81.8% (9)
Employed part-time	9.1% (1)
Unemployed but seeking	9.1% (1)
Not seeking	0
Other	0
% working in job related to education	50.0%
Prepared graduate for performing job (scale of 1-10)	--
<b>General Education Skill Set Preparedness (scale of 1-10)</b>	
Critical thinking	8.00
Understanding culture and social structure	7.55
Mathematical methods	8.55
Public speaking	7.90
Writing	8.64
<b>Other</b>	
% who met their educational goals at OCCC	100%
% 1 <sup>st</sup> in family to earn a degree	42.9%
% who volunteer in their community	14.3%
Extent to which OCCC is open to diversity (scale of 1-10)	8.45
Overall satisfied with OCCC (scale of 1-10)	8.91
% Would recommend OCCC to another person	100%

## Aviation Maintenance Technician – CERT

	2016	2017
Number Surveyed	36	31
Number Responding	20	20
% Responding	55.6%	64.5%
<b>Continuing Education</b>		
# continuing their education	4	4
# with difficulties transferring credits	--	1
Prepared graduate for continued education (scale of 1-10)	--	--
<b>Employment</b>		
Employed full-time	84.2% (16)	78.9% (15)
Employed part-time	15.8% (3)	10.5% (2)
Unemployed but seeking	--	10.5% (2)
Not seeking	1	0
Other	0	0
% working in job related to education	84.2%	47.1%
Prepared graduate for performing job (scale of 1-10)	8.40	--
<b>General Education Skill Set Preparedness (scale of 1-10)</b>		
Critical thinking		8.16
Understanding culture and social structure		8.11
Mathematical methods		8.50
Public speaking		7.67
Writing		8.58
<b>Other</b>		
% who met their educational goals at OCCC	--	89.5%
% 1 <sup>st</sup> in family to earn a degree	36.8%	28.6%
% who volunteer in their community	--	21.4%
Extent to which OCCC is open to diversity (scale of 1-10)	8.79	8.59
Overall satisfied with OCCC (scale of 1-10)	8.80	8.63
% Would recommend OCCC to another person	100%	100%

## Biology - AS

	2016	2017
Number Surveyed	17	19
Number Responding	14	11
% Responding	82.4%	57.9%
<b>Continuing Education</b>		
# continuing their education	5	9
# with difficulties transferring credits	--	--
Prepared graduate for continued education (scale of 1-10)	--	--
<b>Employment</b>		
Employed full-time	18.2% (2)	22.2% (2)
Employed part-time	63.6% (7)	55.6% (5)
Unemployed but seeking	18.2% (2)	22.2% (2)
Not seeking	3	0
Other	0	2
% working in job related to education	--	--
Prepared graduate for performing job (scale of 1-10)	--	--
<b>General Education Skill Set Preparedness (scale of 1-10)</b>		
Critical thinking		8.18
Understanding culture and social structure		8.55
Mathematical methods		8.10
Public speaking		6.90
Writing		7.67
<b>Other</b>		
% who met their educational goals at OCCC	--	90.9%
% 1 <sup>st</sup> in family to earn a degree	61.5%	66.7%
% who volunteer in their community	--	50.0%
Extent to which OCCC is open to diversity (scale of 1-10)	9.00	9.18
Overall satisfied with OCCC (scale of 1-10)	8.69	9.18
% Would recommend OCCC to another person	100%	100%



## Business – AS

	2015	2016	2017
Number Surveyed	139	153	153
Number Responding	88	104	89
% Responding	63.3%	68.0%	58.2%
<b>Continuing Education</b>			
# continuing their education	66	79	61
# with difficulties transferring credits	5	3	2
Prepared graduate for continued education (1-10 scale)	8.67	8.81	9.14
<b>Employment</b>			
Employed full-time	58.1% (43)	56.4% (44)	57.1% (40)
Employed part-time	36.5% (27)	33.3% (26)	37.1% (26)
Unemployed but seeking	5.4% (4)	10.3% (8)	5.7% (4)
Not seeking	10	22	8
Other	4	3	10
% working in job related to education	43.4%	62.3%	51.6%
Prepared graduate for performing job (1-10 scale)	8.68	8.28	8.88
<b>General Education Skill Set Preparedness (scale of 1-10)</b>			
Critical thinking			8.79
Understanding culture and social structure			8.72
Mathematical methods			8.67
Public speaking			8.82
Writing			8.68
<b>Other</b>			
% who met their educational goals at OCCC	38.6%	100%	100%
% 1 <sup>st</sup> in family to earn a degree	38.6%	32.7%	50.0%
% who volunteer in their community	25.9%	20.7%	30.4%
Extent to which OCCC is open to diversity (scale of 1-10)	9.22	9.09	9.34
Overall satisfied with OCCC (1-10 scale)	8.82	8.90	9.21
% Would recommend OCCC to another person	100%	100%	100%

## Child Development – Cert

	2015	2016	2017
Number Surveyed	25	26	21
Number Responding	18	19	11
% Responding	72.0%	73.1%	52.4%
<b>Continuing Education</b>			
# continuing their education	7	10	5
# with difficulties transferring credits	1	--	1
Prepared graduate for continued education (scale of 1-10)	--	--	--
<b>Employment</b>			
Employed full-time	68.8% (11)	80.0% (12)	72.7% (8)
Employed part-time	25.0% (4)	13.3% (2)	18.2% (2)
Unemployed but seeking	6.3% (1)	6.7% (1)	9.1% (1)
Not seeking	2	2	0
Other	0	1	0
% working in job related to education	86.7%	92.9%	70.0%
Prepared graduate for performing job (scale of 1-10)	9.17	8.82	--
<b>General Education Skill Set Preparedness (scale of 1-10)</b>			
Critical thinking			9.20
Understanding culture and social structure			8.90
Mathematical methods			8.40
Public speaking			8.80
Writing			9.40
<b>Other</b>			
% who met their educational goals at OCCC	--	--	40.0%
% 1 <sup>st</sup> in family to earn a degree	66.7%	33.3%	22.2%
% who volunteer in their community	--	--	25.0%
Extent to which OCCC is open to diversity (scale of 1-10)	9.39	9.29	9.64
Overall satisfied with OCCC (scale of 1-10)	9.00	8.63	9.64
% Would recommend OCCC to another person	100%	100%	100%

## Computer Networking Support – CERT

	2015	2016	2017
Number Surveyed	25	28	29
Number Responding	14	19	13
% Responding	56.0%	67.9%	44.8%
<b>Continuing Education</b>			
# continuing their education	4	4	7
# with difficulties transferring credits	--	--	1
Prepared graduate for continued education (scale of 1-10)	--	--	--
<b>Employment</b>			
Employed full-time	91.7% (11)	82.4% (14)	66.7% (8)
Employed part-time	8.3% (1)	5.9% (1)	8.3% (1)
Unemployed but seeking	--	11.8% (2)	25.0% (3)
Not seeking	1	2	1
Other	1	0	0
% working in job related to education	69.2%	60.0%	--
Prepared graduate for performing job (scale of 1-10)	--		
<b>General Education Skill Set Preparedness (scale of 1-10)</b>			
Critical thinking			8.75
Understanding culture and social structure			8.58
Mathematical methods			8.58
Public speaking			8.42
Writing			8.73
<b>Other</b>			
% who met their educational goals at OCCC	--	--	69.2%
% 1 <sup>st</sup> in family to earn a degree	53.8%	42.1%	40.0%
% who volunteer in their community	--	--	33.3%
Extent to which OCCC is open to diversity (scale of 1-10)	8.92	9.42	8.92
Overall satisfied with OCCC (scale of 1-10)	8.31	9.32	9.00
% Would recommend OCCC to another person	100%	100%	100%

**Computer Science AAS**  
**(Computer Science, Computer Systems Support, Cyber Information, Web)**

	2015	2016	2017
Number Surveyed	30	28	30
Number Responding	18	17	16
% Responding	60.0%	60.7%	53.3%
<b>Continuing Education</b>			
# continuing their education	3	5	6
# with difficulties transferring credits	--	--	1
Prepared graduate for continued education (scale of 1-10)	--	--	--
<b>Employment</b>			
Employed full-time	85.7% (12)	100% (14)	46.2% (6)
Employed part-time	14.3% (2)	--	30.8% (4)
Unemployed but seeking	--	--	23.1% (3)
Not seeking	3	3	2
Other	1	0	1
% working in job related to education	60.0%	57.1%	60.0%
Prepared graduate for performing job (scale of 1-10)	--	--	--
<b>General Education Skill Set Preparedness (scale of 1-10)</b>			
Critical thinking			7.79
Understanding culture and social structure			7.64
Mathematical methods			7.57
Public speaking			7.29
Writing			7.69
<b>Other</b>			
% who met their educational goals at OCCC	--	--	100%
% 1 <sup>st</sup> in family to earn a degree	33.3%	29.4%	30.8%
% who volunteer in their community	--	--	36.4%
Extent to which OCCC is open to diversity (scale of 1-10)	9.44	9.31	8.60
Overall satisfied with OCCC (scale of 1-10)	9.39	8.94	7.81
% Would recommend OCCC to another person	100%	100%	93.3%

**Computer Science – AS**  
**(Computer Science-OU/UCO, Management Information Systems, Software Development)**

	2015	2016	2017
Number Surveyed	26	31	32
Number Responding	10	23	16
% Responding	38.5%	74.2%	50.0%
<b>Continuing Education</b>			
# continuing their education	7	18	13
# with difficulties transferring credits	--	1	--
Prepared graduate for continued education (scale of 1-10)	--	8.67	9.10
<b>Employment</b>			
Employed full-time	77.8% (7)	73.3% (11)	14.3% (2)
Employed part-time	11.1% (1)	20.0% (3)	64.3% (9)
Unemployed but seeking	11.1% (1)	6.7% (1)	21.4% (3)
Not seeking	1	6	2
Other	0	2	0
% working in job related to education	--	64.2%	30.0%
Prepared graduate for performing job (scale of 1-10)	--	--	
<b>General Education Skill Set Preparedness (scale of 1-10)</b>			
Critical thinking			8.60
Understanding culture and social structure			8.40
Mathematical methods			9.07
Public speaking			8.67
Writing			9.07
<b>Other</b>			
% who met their educational goals at OCCC	--	--	100%
% 1 <sup>st</sup> in family to earn a degree	40.0%	17.4%	30.0%
% who volunteer in their community	--	--	0%
Extent to which OCCC is open to diversity (scale of 1-10)	--	9.00	8.86
Overall satisfied with OCCC (scale of 1-10)	8.20	8.61	9.00
% Would recommend OCCC to another person	100%	95.7%	86.7%

## Computer Science Cyber Information Security – Cert

	2017
Number Surveyed	22
Number Responding	11
% Responding	50.0%
<b>Continuing Education</b>	
# continuing their education	5
# with difficulties transferring credits	--
Prepared graduate for continued education (scale of 1-10)	--
<b>Employment</b>	
Employed full-time	60.0% (6)
Employed part-time	20.0% (2)
Unemployed but seeking	20.0% (2)
Not seeking	0
Other	1
% working in job related to education	
Prepared graduate for performing job (scale of 1-10)	--
<b>General Education Skill Set Preparedness (scale of 1-10)</b>	
Critical thinking	--
Understanding culture and social structure	--
Mathematical methods	--
Public speaking	--
Writing	--
<b>Other</b>	
% who met their educational goals at OCCC	100%
% 1 <sup>st</sup> in family to earn a degree	33.3%
% who volunteer in their community	42.9%
Extent to which OCCC is open to diversity (scale of 1-10)	9.00
Overall satisfied with OCCC (scale of 1-10)	8.91
% Would recommend OCCC to another person	100%

## Computer Systems Support– CERT

	2015	2016	2017
Number Surveyed	38	36	49
Number Responding	20	28	26
% Responding	52.6%	77.8%	53.1%
<b>Continuing Education</b>			
# continuing their education	3	7	10
# with difficulties transferring credits	--	--	--
Prepared graduate for continued education (scale of 1-10)	--	--	--
<b>Employment</b>			
Employed full-time	77.8% (14)	76.0% (19)	60.0% (12)
Employed part-time	16.7% (3)	12.0% (3)	25.0% (5)
Unemployed but seeking	5.6% (1)	12.0% (3)	15.0% (3)
Not seeking	1	2	3
Other	2	1	1
% working in job related to education	64.7%	54.5%	41.1%
Prepared graduate for performing job (scale of 1-10)	8.40	8.70	--
<b>General Education Skill Set Preparedness (scale of 1-10)</b>			
Critical thinking			8.09
Understanding culture and social structure			8.00
Mathematical methods			8.19
Public speaking			7.60
Writing			8.00
<b>Other</b>			
% who met their educational goals at OCCC	--	--	53.8%
% 1 <sup>st</sup> in family to earn a degree	47.4%	32.1%	60.0%
% who volunteer in their community	--	--	23.1%
Extent to which OCCC is open to diversity (scale of 1-10)	9.11	9.04	9.00
Overall satisfied with OCCC (scale of 1-10)	8.74	8.92	8.88
% Would recommend OCCC to another person	100%	100%	100%

## Diversified Studies – AA

	2015	2016	2017
Number Surveyed	176	184	171
Number Responding	85	133	109
% Responding	48.3%	72.3%	63.7%
<b>Continuing Education</b>			
# continuing their education	61	92	72
# with difficulties transferring credits	2	3	1
Prepared graduate for continued education (1-10 scale)	8.86	8.35	8.59
<b>Employment</b>			
Employed full-time	55.1% (38)	55.2% (58)	51.1% (46)
Employed part-time	37.7% (26)	37.1% (39)	35.6% (32)
Unemployed but seeking	7.2% (5)	7.6% (8)	13.3% (12)
Not seeking	12	21	12
Other	4	6	5
% working in job related to education	27.0%	28.9%	22.3%
Prepared graduate for performing job (1-10 scale)	9.18	7.96	7.60
<b>General Education Skill Set Preparedness (scale of 1-10)</b>			
Critical thinking			8.49
Understanding culture and social structure			8.39
Mathematical methods			7.99
Public speaking			8.34
Writing			8.70
<b>Other</b>			
% who met their educational goals at OCCC	96.0%	97.5%	91.5%
% 1 <sup>st</sup> in family to earn a degree	29.4%	34.8%	43.8%
% who volunteer in their community	44.0%	41.0%	36.2%
Extent to which OCCC is open to diversity (scale of 1-10)	9.28	9.14	8.70
Overall satisfied with OCCC (1-10 scale)	9.07	8.79	8.76
% Would recommend OCCC to another person	100%	98.5%	98.1%



## Diversified Studies – AS

	2015	2016	2017
Number Surveyed	661	623	437
Number Responding	375	431	250
% Responding	56.7%	69.2%	57.2%
<b>Continuing Education</b>			
# continuing their education	231	258	150
# with difficulties transferring credits	6	7	5
Prepared graduate for continued education (1-10 scale)	8.61	8.75	8.82
<b>Employment</b>			
Employed full-time	63.1% (190)	65.5% (230)	61.8% (126)
Employed part-time	32.2% (97)	29.1% (102)	28.4% (58)
Unemployed but seeking	4.7% (14)	5.4% (19)	9.8% (20)
Not seeking	69	58	28
Other	4	18	13
% working in job related to education	41.8%	36.2%	33.7%
Prepared graduate for performing job (1-10 scale)	8.26	8.46	8.94
<b>General Education Skill Set Preparedness (scale of 1-10)</b>			
Critical thinking			8.52
Understanding culture and social structure			8.62
Mathematical methods			8.61
Public speaking			8.32
Writing			8.63
<b>Other</b>			
% who met their educational goals at OCCC	90.2%	91.2%	84.8%
% 1 <sup>st</sup> in family to earn a degree	32.0%	34.4%	46.7%
% who volunteer in their community	27.2%	30.6%	37.7%
Extent to which OCCC is open to diversity (scale of 1-10)	9.15	9.16	9.19
Overall satisfied with OCCC (1-10 scale)	8.78	8.76	9.00
% Would recommend OCCC to another person	98.4%	98.6%	99.6%

**Emergency Medical Science – Cert  
(Basic, Advanced, Paramedic)**

	2015	2016	2017
Number Surveyed	111	150	169
Number Responding	57	110	97
% Responding	51.4%	73.3%	57.4%
<b>Continuing Education</b>			
# continuing their education	21	20	50
# with difficulties transferring credits	--	--	1
Prepared graduate for continued education (1-10 scale)	7.95	7.81	9.32
<b>Employment</b>			
Employed full-time	76.6% (36)	76.5% (75)	68.8% (53)
Employed part-time	21.3% (10)	19.4% (19)	23.4% (18)
Unemployed but seeking	2.1% (1)	4.1% (4)	7.8% (6)
Not seeking	9	7	15
Other	1	5	3
% working in job related to education	74.5%	57.0%	50.7%
Prepared graduate for performing job (1-10 scale)	8.48	8.49	9.04
<b>General Education Skill Set Preparedness (scale of 1-10)</b>			
Critical thinking			8.92
Understanding culture and social structure			8.71
Mathematical methods			8.54
Public speaking			8.69
Writing			8.67
<b>Other</b>			
% who met their educational goals at OCCC	85.7%	100%	85.9%
% 1 <sup>st</sup> in family to earn a degree	17.5%	21.5%	48.0%
% who volunteer in their community	42.9%	25.0%	40.8%
Extent to which OCCC is open to diversity (scale of 1-10)	8.47	9.01	9.09
Overall satisfied with OCCC (1-10 scale)	8.04	8.74	9.03
% Would recommend OCCC to another person	94.7%	99.1%	100%

## Engineering – AS (Pre-Engineering)

	2015	2016	2017
Number Surveyed	52	41	40
Number Responding	29	33	36
% Responding	55.8%	80.5%	90.0%
<b>Continuing Education</b>			
# continuing their education	28	33	27
# with difficulties transferring credits	1	2	2
Prepared graduate for continued education (scale of 1-10)	8.60	9.21	9.05
<b>Employment</b>			
Employed full-time	44.0% (11)	30.0% (6)	33.3% (9)
Employed part-time	56.0% (14)	45.0% (9)	44.4% (12)
Unemployed but seeking	--	25.0% (5)	22.2% (6)
Not seeking	4	8	5
Other	--	5	2
% working in job related to education	48.0%	35.7%	36.9%
Prepared graduate for performing job (scale of 1-10)	8.30	--	--
<b>General Education Skill Set Preparedness (scale of 1-10)</b>			
Critical thinking			9.14
Understanding culture and social structure			8.52
Mathematical methods			9.18
Public speaking			8.64
Writing			8.80
<b>Other</b>			
% who met their educational goals at OCCC	--	100%	97.1%
% 1 <sup>st</sup> in family to earn a degree	37.9%	43.8%	22.7%
% who volunteer in their community	--	40.0%	38.1%
Extent to which OCCC is open to diversity (scale of 1-10)	8.72	9.24	9.04
Overall satisfied with OCCC (scale of 1-10)	8.90	9.33	9.00
% Would recommend OCCC to another person	100%	100%	100%

**Journalism and Broadcasting – AA  
(Journalism, Broadcasting, Public Relations)**

	2015	2016	2017
Number Surveyed	23	15	24
Number Responding	15	10	14
% Responding	65.2%	66.7%	58.3%
<b>Continuing Education</b>			
# continuing their education	10	8	12
# with difficulties transferring credits	1	--	2
Prepared graduate for continued education (Scale 1-10)	8.80	--	9.82
<b>Employment</b>			
Employed full-time	53.8% (7)	--	18.2% (2)
Employed part-time	38.5% (5)	--	81.8% (9)
Unemployed but seeking	7.7% (1)	--	--
Not seeking	2	--	1
Other	0	--	1
% working in job related to education	33.4%	--	36.4%
Prepared graduate for performing job (Scale is 1-10)	--	--	--
<b>General Education Skill Set Preparedness (scale of 1-10)</b>			
Critical thinking			8.93
Understanding culture and social structure			9.14
Mathematical methods			8.08
Public speaking			9.43
Writing			9.21
<b>Other</b>			
% who met their educational goals at OCCC	--	--	100%
% 1 <sup>st</sup> in family to earn a degree	40.0%	40.0%	55.6%
% who volunteer in their community	--	--	--
Extent to which OCCC is open to diversity (scale of 1-10)	9.00	9.00	9.29
Overall satisfied with OCCC (Scale is 1-10)	9.33	9.40	9.71
% Would recommend OCCC to another person	100%	100%	100%

## Liberal Studies - AA

	2017
Number Surveyed	16
Number Responding	10
% Responding	62.5%
<b>Continuing Education</b>	
# continuing their education	5
# with difficulties transferring credits	--
Prepared graduate for continued education (Scale 1-10)	--
<b>Employment</b>	
Employed full-time	50.0% (5)
Employed part-time	40.0% (4)
Unemployed but seeking	10.0% (1)
Not seeking	0
Other	0
% working in job related to education	--
Prepared graduate for performing job (Scale is 1-10)	--
<b>General Education Skill Set Preparedness (scale of 1-10)</b>	
Critical thinking	8.80
Understanding culture and social structure	9.20
Mathematical methods	9.10
Public speaking	9.00
Writing	8.40
<b>Other</b>	
% who met their educational goals at OCCC	90.0%
% 1 <sup>st</sup> in family to earn a degree	40.0%
% who volunteer in their community	25.0%
Extent to which OCCC is open to diversity (scale of 1-10)	--
Overall satisfied with OCCC (Scale is 1-10)	9.20
% Would recommend OCCC to another person	100%

## Mathematics - AS

	2017
Number Surveyed	17
Number Responding	11
% Responding	64.7%
<b>Continuing Education</b>	
# continuing their education	10
# with difficulties transferring credits	--
Prepared graduate for continued education (Scale 1-10)	8.80
<b>Employment</b>	
Employed full-time	14.3% (1)
Employed part-time	71.4% (5)
Unemployed but seeking	14.3% (1)
Not seeking	3
Other	1
% working in job related to education	--
Prepared graduate for performing job (Scale is 1-10)	--
<b>General Education Skill Set Preparedness (scale of 1-10)</b>	
Critical thinking	8.73
Understanding culture and social structure	8.55
Mathematical methods	8.73
Public speaking	8.64
Writing	8.64
<b>Other</b>	
% who met their educational goals at OCCC	90.9%
% 1 <sup>st</sup> in family to earn a degree	--
% who volunteer in their community	--
Extent to which OCCC is open to diversity (scale of 1-10)	9.36
Overall satisfied with OCCC (Scale is 1-10)	8.82
% Would recommend OCCC to another person	100%

## Nursing – AAS

	2015	2016	2017
Number Surveyed	181	210	211
Number Responding	122	160	128
% Responding	67.4%	76.2%	60.7%
<b>Continuing Education</b>			
# continuing their education	27	38	32
# with difficulties transferring credits	--	--	--
Prepared graduate for continued education (1-10 scale)	8.67	8.94	9.50
<b>Employment</b>			
Employed full-time	96.7% (116)	94.9% (150)	95.2% (119)
Employed part-time	2.5% (3)	3.8% (6)	2.4% (3)
Unemployed but seeking	0.8% (1)	1.3% (2)	2.4% (3)
Not seeking	1	0	0
Other	1	2	2
% working in job related to education	99.1%	98.1%	99.2%
Prepared graduate for performing job (1-10 scale)	8.77	9.12	9.22
<b>General Education Skill Set Preparedness (scale of 1-10)</b>			
Critical thinking			9.01
Understanding culture and social structure			8.92
Mathematical methods			9.05
Public speaking			8.47
Writing			8.57
<b>Other</b>			
% who met their educational goals at OCCC	100%	100%	98.3%
% 1 <sup>st</sup> in family to earn a degree	32.5%	31.4%	34.1%
% who volunteer in their community	20.0%	23.1%	35.0%
Extent to which OCCC is open to diversity (scale of 1-10)	9.07	8.94	9.30
Overall satisfied with OCCC (1-10 scale)	8.96	9.09	9.26
% Would recommend OCCC to another person	97.5%	100%	100%

## Occupational Therapist Assistant – AAS

	2015	2016	2017
Number Surveyed	20	21	16
Number Responding	15	14	14
% Responding	75.0%	66.7%	87.5%
<b>Continuing Education</b>			
# continuing their education	--	--	--
# with difficulties transferring credits	--	--	--
Prepared graduate for continued education (scale of 1-10)	--	--	--
<b>Employment</b>			
Employed full-time	73.3% (11)	72.7% (8)	63.6% (7)
Employed part-time	20.0% (3)	27.3% (3)	36.4% (4)
Unemployed but seeking	6.7% (1)	--	--
Not seeking	0	1	0
Other	0	2	3
% working in job related to education	85.7%	83.3%	83.3%
Prepared graduate for performing job (scale of 1-10)	9.10	8.90	8.18
<b>General Education Skill Set Preparedness (scale of 1-10)</b>			
Critical thinking			8.54
Understanding culture and social structure			8.85
Mathematical methods			7.42
Public speaking			7.62
Writing			7.69
<b>Other</b>			
% who met their educational goals at OCCC	--	--	100%
% 1 <sup>st</sup> in family to earn a degree	13.3%	21.4%	--
% who volunteer in their community	--	--	--
Extent to which OCCC is open to diversity (scale of 1-10)	9.33	8.86	9.21
Overall satisfied with OCCC (scale of 1-10)	9.07	8.93	8.71
% Would recommend OCCC to another person	100%	100%	100%



## Physical Therapist Assistant – AAS

	2015	2016	2017
Number Surveyed	21	19	18
Number Responding	17	11	12
% Responding	81.0%	57.9%	66.7%
<b>Continuing Education</b>			
# continuing their education	--	--	--
# with difficulties transferring credits	--	--	--
Prepared graduate for continued education (scale of 1-10)	--	--	--
<b>Employment</b>			
Employed full-time	94.1% (16)	90.0% (9)	100% (11)
Employed part-time	5.9% (1)	--	--
Unemployed but seeking	--	10.0% (1)	--
Not seeking	0	1	0
Other	0	0	1
% working in job related to education	100%	--	100%
Prepared graduate for performing job (scale of 1-10)	8.82	--	9.27
<b>General Education Skill Set Preparedness (scale of 1-10)</b>			
Critical thinking			8.67
Understanding culture and social structure			8.92
Mathematical methods			8.10
Public speaking			8.64
Writing			8.67
<b>Other</b>			
% who met their educational goals at OCCC	--	--	100%
% 1 <sup>st</sup> in family to earn a degree	35.3%	18.2%	--
% who volunteer in their community	--	--	--
Extent to which OCCC is open to diversity (scale of 1-10)	9.25	9.00	--
Overall satisfied with OCCC (scale of 1-10)	9.06	8.82	9.25
% Would recommend OCCC to another person	100%	100%	100%

## Pre Allied Health – AS

	2017
Number Surveyed	21
Number Responding	17
% Responding	81.0%
<b>Continuing Education</b>	
# continuing their education	14
# with difficulties transferring credits	--
Prepared graduate for continued education (scale of 1-10)	8.31
<b>Employment</b>	
Employed full-time	45.5% (5)
Employed part-time	45.5% (5)
Unemployed but seeking	9.1% (1)
Not seeking	4
Other	2
% working in job related to education	10.0%
Prepared graduate for performing job (scale of 1-10)	--
<b>General Education Skill Set Preparedness (scale of 1-10)</b>	
Critical thinking	7.94
Understanding culture and social structure	7.82
Mathematical methods	8.06
Public speaking	8.27
Writing	8.13
<b>Other</b>	
% who met their educational goals at OCCC	94.1%
% 1 <sup>st</sup> in family to earn a degree	45.5%
% who volunteer in their community	0.0%
Extent to which OCCC is open to diversity (scale of 1-10)	8.88
Overall satisfied with OCCC (scale of 1-10)	9.00
% Would recommend OCCC to another person	100%

## Pre-Education - AS

	2016	2017
Number Surveyed	32	26
Number Responding	19	16
% Responding	59.4%	61.5%
<b>Continuing Education</b>		
# continuing their education	17	13
# with difficulties transferring credits	--	--
Prepared graduate for continued education (Scale 1-10)	8.65	9.25
<b>Employment</b>		
Employed full-time	46.2% (6)	58.3% (7)
Employed part-time	46.2% (6)	16.7% (2)
Unemployed but seeking	7.7% (1)	25.0% (3)
Not seeking	4	3
Other	2	1
% working in job related to education	33.3%	--
Prepared graduate for performing job (Scale is 1-10)	--	--
<b>General Education Skill Set Preparedness (scale of 1-10)</b>		
Critical thinking		8.64
Understanding culture and social structure		8.50
Mathematical methods		8.71
Public speaking		8.79
Writing		8.86
<b>Other</b>		
% who met their educational goals at OCCC	--	100%
% 1 <sup>st</sup> in family to earn a degree	47.4%	--
% who volunteer in their community	--	--
Extent to which OCCC is open to diversity (scale of 1-10)	9.26	9.14
Overall satisfied with OCCC (Scale is 1-10)	9.21	9.40
% Would recommend OCCC to another person	100%	100%

## Pre-Pharmacy - AS

	2017
Number Surveyed	13
Number Responding	10
% Responding	76.9%
<b>Continuing Education</b>	
# continuing their education	10
# with difficulties transferring credits	--
Prepared graduate for continued education (Scale 1-10)	--
<b>Employment</b>	
Employed full-time	14.3% (1)
Employed part-time	57.1% (4)
Unemployed but seeking	28.6% (2)
Not seeking	2
Other	1
% working in job related to education	--
Prepared graduate for performing job (Scale is 1-10)	--
<b>General Education Skill Set Preparedness (scale of 1-10)</b>	
Critical thinking	--
Understanding culture and social structure	--
Mathematical methods	--
Public speaking	--
Writing	--
<b>Other</b>	
% who met their educational goals at OCCC	100%
% 1 <sup>st</sup> in family to earn a degree	--
% who volunteer in their community	--
Extent to which OCCC is open to diversity (scale of 1-10)	9.10
Overall satisfied with OCCC (Scale is 1-10)	9.00
% Would recommend OCCC to another person	100%

## Psychology – AA

	2015	2016	2017
Number Surveyed	84	99	86
Number Responding	46	61	44
% Responding	54.8%	61.6%	51.2%
<b>Continuing Education</b>			
# continuing their education	32	47	36
# with difficulties transferring credits	1	1	3
Prepared graduate for continued education (1-10 scale)	8.20	8.77	9.25
<b>Employment</b>			
Employed full-time	56.3% (18)	54.9% (28)	56.8% (21)
Employed part-time	43.8% (14)	39.2% (20)	35.1% (13)
Unemployed but seeking	--	5.9% (3)	8.1% (3)
Not seeking	12	9	3
Other	1	1	4
% working in job related to education	12.5%	32.6%	12.6%
Prepared graduate for performing job (1-10 scale)	9.33	7.69	--
<b>General Education Skill Set Preparedness (scale of 1-10)</b>			
Critical thinking			8.72
Understanding culture and social structure			8.88
Mathematical methods			8.24
Public speaking			8.05
Writing			8.71
<b>Other</b>			
% who met their educational goals at OCCC	100%	92.9%	100%
% 1 <sup>st</sup> in family to earn a degree	33.3%	39.0%	60.9%
% who volunteer in their community	21.1%	21.4%	26.1%
Extent to which OCCC is open to diversity (scale of 1-10)	9.09	9.45	9.21
Overall satisfied with OCCC (1-10 scale)	8.73	9.14	9.37
% Would recommend OCCC to another person	97.8%	94.9%	100%

## Respiratory Care Therapy - AAS

	2017
Number Surveyed	23
Number Responding	15
% Responding	65.2%
<b>Continuing Education</b>	
# continuing their education	2
# with difficulties transferring credits	--
Prepared graduate for continued education (1-10 scale)	--
<b>Employment</b>	
Employed full-time	86.7% (13)
Employed part-time	13.3% (2)
Unemployed but seeking	--
Not seeking	0
Other	0
% working in job related to education	100%
Prepared graduate for performing job (1-10 scale)	--
<b>General Education Skill Set Preparedness (scale of 1-10)</b>	
Critical thinking	8.91
Understanding culture and social structure	9.18
Mathematical methods	9.44
Public speaking	9.00
Writing	8.73
<b>Other</b>	
% who met their educational goals at OCCC	100%
% 1 <sup>st</sup> in family to earn a degree	
% who volunteer in their community	
Extent to which OCCC is open to diversity (scale of 1-10)	9.25
Overall satisfied with OCCC (1-10 scale)	9.00
% Would recommend OCCC to another person	100%

## Sociology – AA

	2015	2016	2017
Number Surveyed	40	39	34
Number Responding	27	28	21
% Responding	67.5%	71.8%	61.8%
<b>Continuing Education</b>			
# continuing their education	21	19	15
# with difficulties transferring credits	1	1	--
Prepared graduate for continued education (scale of 1-10)	8.75	8.71	9.33
<b>Employment</b>			
Employed full-time	55.6% (10)	45.0% (9)	56.3% (9)
Employed part-time	38.9% (7)	50.0% (10)	37.5% (6)
Unemployed but seeking	5.6% (1)	5.0% (1)	6.3% (1)
Not seeking	8	7	3
Other	1	1	1
% working in job related to education	35.3%	26.4%	14.2%
Prepared graduate for performing job (scale of 1-10)	--	--	--
<b>General Education Skill Set Preparedness (scale of 1-10)</b>			
Critical thinking			9.00
Understanding culture and social structure			9.35
Mathematical methods			8.58
Public speaking			8.63
Writing			9.00
<b>Other</b>			
% who met their educational goals at OCCC	100%	--	100%
% 1 <sup>st</sup> in family to earn a degree	40.7%	46.4%	58.3%
% who volunteer in their community	20.0%	--	41.7%
Extent to which OCCC is open to diversity (scale of 1-10)	9.22	9.52	9.47
Overall satisfied with OCCC (scale of 1-10)	9.26	9.18	9.58
% Would recommend OCCC to another person	100%	100%	100%

## Speech Language Pathology Assistant - AAS

	2015	2016	2017
Number Surveyed	15	14	13
Number Responding	12	14	10
% Responding	80.0%	100%	76.9%
<b>Continuing Education</b>			
# continuing their education	3	--	2
# with difficulties transferring credits	--	--	--
Prepared graduate for continued education (scale of 1-10)	--	--	--
<b>Employment</b>			
Employed full-time	90.0% (9)	85.7% (12)	90.0% (9)
Employed part-time	10.0% (1)	14.3% (2)	10.0% (1)
Unemployed but seeking	--	--	--
Not seeking	2	0	0
Other	0	0	0
% working in job related to education	70.0%	78.5%	
Prepared graduate for performing job (scale of 1-10)	--	9.64	--
<b>General Education Skill Set Preparedness (scale of 1-10)</b>			
Critical thinking			9.60
Understanding culture and social structure			9.50
Mathematical methods			--
Public speaking			--
Writing			9.40
<b>Other</b>			
% who met their educational goals at OCCC	--	--	100%
% 1 <sup>st</sup> in family to earn a degree	41.7%	38.5%	--
% who volunteer in their community	--	--	--
Extent to which OCCC is open to diversity (scale of 1-10)	9.50	9.33	9.60
Overall satisfied with OCCC (scale of 1-10)	9.25	9.15	9.70
% Would recommend OCCC to another person	100%	100%	100%



## Appendix C

### Jobs and Company Names by Program

Jobs are listed for graduates who indicated their job was directly or somewhat directly related to their major. If a graduate received an AAS and one or more certificates in the same field, their employment was reported solely within their AAS program. If a nurse had a double major of diversified studies and nursing, this individual's employment was recorded within the nursing program. Please keep in mind that some graduates may have been employed prior to enrolling and/or graduating from OCCC. Also, some graduates may hold a reverse degree in which they were attending a 4-year educational institution and OCCC contacted them to transfer their credits back to OCCC to obtain a degree. The numbers in parentheses after the job titles are the number of graduates who were hired in this position.

#### Accounting - AAS

Job Title	Company
Accountant	Credit Union 1 OK
Accounts Payable	
Administrative Assistant	Solid Tech Animal Health
Sales	Kona Ice of Moore

#### Art - AA

Job Title	Company
Artist and Art Instructor	Christy, Phelps Art, LLC
Manager/Decorator	Eileen's Cookies

#### Automotive Technology – AAS

Job Title	Company
Delivery Specialist	Bob Moore Infiniti
Used Car Technician	Ferguson & GMC Motors

#### Aviation Maintenance Technology – AAS

Job Title	Company
Aircraft Mechanic	Tinker Air Force Base (3 graduates)
Instrument Mechanic	Tinker Air Force Base
Jet Engine Mechanic	Tinker Air Force Base

#### Aviation Maintenance Technology – Certificate

Job Title	Company
Aircraft Mechanic	Tinker Air Force Base (4 graduates)
Instrument Mechanic	Tinker Air Force Base
Mechanic	Tinker Air Force Base

#### Biology – AS

Job Title	Company
Biology Lab Assistant	OCCC
Biology Lab Assistant	Charleston

**Business – AS**

<b>Job Title</b>	<b>Company</b>
Account Manager	Steve Meter and Associates
Accountant	Love Beal & Nixon P.C.
Accounting Clerk	Bob Mills
Accounts Payable	Hyatt Hotels
Administrative Clerk	City of Moore
Area Manager	
Assistant Manager	Sonic
Bank Teller	Bank of America
Banker	Bank First
Billing Specialist	
Business Legal Services for Small business and individuals	Oficinas del Pueblo
Carpenter	Hawkins Construction
Cashier	Charleston Restaurant
Commercial Security Tech	Cox Communications
Division Order Tech	Devon
Key Manger & Bartender	Chili's
Logistics Operation	Champions on Display
Marketing Assistant	Markus Smith Real Estate Team
Mortgage Intern	Bank2
Project Manager	Dive Energy
Retail Associate	T-Mobile
Sales Person	Wet Pet
Sales Representative	T-Mobile
Sales Representative	Precision Medical
Senior Manager	Belmont BlueShield
Sever	Latino Community Development Agency
Shift Leader	Walgreens
Supervisor	Hall & Ludlam
System development	
Team Leader	Paycom
Teller	Home Savings & Loan

**Business and Finance – AAS**

<b>Job Title</b>	<b>Company</b>
Assistant Banking Center Manager	Bank SNB

**Chemistry - AS**

<b>Job Title</b>	<b>Company</b>
Teaching Assistant	Pacific University

**Child Development – AA**

<b>Job Title</b>	<b>Company</b>
Staff Program Director	Life Church

**Child Development – AAS**

<b>Job Title</b>	<b>Company</b>
Teacher Assistant	

**Child Development – Certificate**

<b>Job Title</b>	<b>Company</b>
Assistant Director of Child Care	Learning Care Group
Assistant Director	Aunties Child Care
Assistant Teacher	McTarin Daycare
Director	Childcare
Lead Teacher	Crossroads Family Services
Teacher	Le Petite Academy
Teacher Assistant	Community Action Agency Oak Grove

**Computer Aided Technology – AAS**

<b>Job Title</b>	<b>Company</b>
Computer Aided Draftsman	Energy Meter Systems

**Computer Aided Technology – Certificate**

<b>Job Title</b>	<b>Company</b>
Drafter	Trinity Group Architects
CAD Tech	Wallace Engineer

**Computer Science UCO – AS**

<b>Job Title</b>	<b>Company</b>
Database Developer	Hobby Lobby Distributer
Legal Courier	Kate Eldridge PC

**Computer Science Computer Programing – AAS**

<b>Job Title</b>	<b>Company</b>
IT Consultant	

**Computer Science Cyber Information – AAS**

<b>Job Title</b>	<b>Company</b>
Electronic Technician	City of Oklahoma City
IT Specialist	Santa Fe Schools
Product Manager	Amshot
Security Analysis	John Rose Group
Support Technician	Dell

**Computer Science Cyber Information – Certificate**

<b>Job Title</b>	<b>Company</b>
Budget Analyst	DOD
Computer Tech	Blanchard Public Schools
Project Manager	Farmers Insurance

**Computer Systems Support - Certificate**

<b>Job Title</b>	<b>Company</b>
OR Supply Technician	OU Children's Hospital
Technical Analyst	OU Medical
Technical Support Analysis	Apex System

**Diagnostic Medical Sonography - AAS**

<b>Job Title</b>	<b>Company</b>
Sonographer	Mercy
Sonographer	South West Medical Center

**Digital Media Design - AAS**

<b>Job Title</b>	<b>Company</b>
Bookkeeping & Communications	Alameda Church of Christ
Graphic Designer	Oklahoma Gazette
Graphic Designer	
Multi-Media Coordinator	Westminster Presbyterian Church

**Diversified Studies – AA**

<b>Job Title</b>	<b>Company</b>
Administrative Technician	ODBA
Advocate Supervisor	Canadian County CASA
Assistant Buyer	Brand Strategy
Author	Faith Press
Child Watch	YMCA
Credit Manager	Rent-A-Center
Marketing Coordinator	OCCC
Officer Manager	CCFI
Para Professional	Moore Public Schools
Pastor	Baptist Church
Production Assistant	Self
Property Manager	Merritt Property
Teacher Assistant	OKC Public Schools
Tutor	Kumon Math & Reading Center

**Diversified Studies – AS**

<b>Job Title</b>	<b>Company</b>
Administration Assistant to the Chief Of Staff	OCCC
Admission Service Coordinator	Integris
AUTU	Oklahoma Heart
CAN	Arbor House
CAN	Enlivant
Certified Clinical Medical Assistant	Oklahoma Heart Hospital
Client Care Referral Coordinator	Blue Pearl Veterinary Partners
Clinic Manager	OU Physician
Corporate Trainer	Caliber Homeland

**Diversified Studies – AS (continued)**

Dental Assistant	Craig & Streight
Dental Assistant	Dental Depot
Direct Care-staff	Able
Guest Service Associate	Ronald McDonald House Charities
Instructor	Canadian Valley Technology Center
Lab Animal Tech.	University of Oklahoma HSC
Landscape Designer	Modern Environment OKC
Leasing Consultant	NPMA Inc.
LPN	Children's Center
LPN	Deacon Regional Hospital
Medical Assistant	Oklahoma Team Management
Narcotic Technician/Physical Therapist Aide	Midwest Physical Therapy
Nurse Aid	McBride
Nurse Expert	Mercy Hospital
Nurse Tech	St Anthony Hospital
Nursing Assistant	Integris
Patient Coordinator	OU College of Business
Patient Service Representative	OU Medicine
Pharmacist	Walgreens
Pharmacy Technician	Integris
Physical Therapy Technician	Cutting Edge Physical Therapy
Physical Therapy Technician	Therapy in Motion (2 graduates)
Property Program Manager	OMAG
Purchasing	Federal Aviation Administration
Record Counter Assistant	OCCC
Red Estate Closer	Oklahoma Employee Credit Union
Rehabilitation Outpatient Therapy Technician	The Children's Center Rehabilitation Hospital
RN	Integris
RN	Normal Regional Hospital
Sales	Lids
Scribe	Quest Care
Student Coordinator	The Spero Project
System Administrator	DNI
X-ray Tech	Integris

**Electronics Technician – AAS**

<b>Job Title</b>	<b>Company</b>
Electronic Technician	Halliburton

**Emergency Medical Science – AAS**

<b>Job Title</b>	<b>Company</b>
EMS Adjunct Instructor	OCCC
Paramedic	EMSA-OKC
Paramedic	EMSTAT

**Emergency Medical Science – AAS (continued)**

Paramedic	Midwest City Ambulance
Paramedic	REACT Emergency Medical Services

**Emergency Medical Science Advanced– Certificate**

Job Title	Company
EMS	Alliance Health Midwest
EMS	Integrus
EMT	EMSTAT

**Emergency Medical Science Basic – Certificate**

Job Title	Company
	Oklahoma City Fire Department
EMS	Allied Universal
EMS	East Medical center
EMS	EMSA (2 graduates)
EMS	Samaritan Ambulance, Yukon
EMT	EMSA (4 graduates)
EMT	EMSTAT
EMT	Integrus
EMT	KDM
EMT	Mercy Hospital
EMT	OKC Zoo
EMT	Sooner Medical EMS
EMT Basic	EMSA (2 graduates)
Firefighter	OKC Fire Department (3 graduates)
Medic	Army
Medical Technician	React Ambulance Services
Nursing Aide	Nursing Home

**Emergency Medical Science Paramedic – Certificate**

Job Title	Company
EMT	EMSTAT
Firefighter	Edmond Fire Department
Fireman/Paramedic	Edmond Fire Department
Paramedic	Edmond Fire Department

**Engineering – AS**

Job Title	Company
Engineer	
Mechanical Engineering Intern	Spiers New Technologies Inc.
Network Engineer	OU
Passenger Assistant	Huntleigh
Product Designer	Thermacline
Senior Engineering Technician	Mahnomen County Minnesota

**Enterprise Communication Systems - AAS**

Job Title	Company
Network Manager	Dell company

**History - AA**

Job Title	Company
Staffing Coordinator	
Visitor Services	National Cowboy Museum

**Journalism and Broadcasting – AA**

Job Title	Company
Account Assistant	Koch Communications
Staff Writer	OCU Student Media
Team Reporter	OU
Video Producer	Nayt

**Liberal Studies – AA**

Job Title	Company
Endoscopy Technician	St. Francis GI Endoscopy

**Mathematics – AS**

Job Title	Company
Default technician	

**Management – AAS**

Job Title	Company
Business Manager	Freelance Anesthesia

**Medical Assistant – AAS**

Job Title	Company
Instructor	Moore Norman Technology Center
Medical Assistant	Integris
Medical Assistant	Sonoran Orthopedic Trauma
Medical Assistant	St. Anthony Hospital

**Network Technology – AAS**

Job Title	Company
Technical Support Engineer	Solesa

**Nursing – AAS**

Job Title	Company
LPN	Total Medical Personnel Staffing
Nurse Resident	Baptist Integris
Pact Registered Nurse	North Care
Pediatric Nurse	OU Children's Hospital
Registered Nurse	Alliance Health (2 graduates)
Registered Nurse	Alliance Health Deaconess (3 graduates)

### Nursing – AAS (continued)

Registered Nurse	Alliance Health Midwest (6 graduates)
Registered Nurse	Cataract Institute Of Oklahoma
Registered Nurse	Children's Hospital (3 graduates)
Registered Nurse	Community Health System
Registered Nurse	Community Hospital
Registered Nurse	Duke Children's Hospital
Registered Nurse	Hometown Homehealth
Registered Nurse	Integris (14 graduates)
Registered Nurse	Mercy (9 graduates)
Registered Nurse	Norman Regional (7 graduates)
Registered Nurse	NW Pediatrics
Registered Nurse	Oklahoma Heart (3 graduates)
Registered Nurse	OU Children's Hospital (12 graduates)
Registered Nurse	OU Medical Center (12 graduates)
Registered Nurse	Parkway
Registered Nurse	Physician's Hospital
Registered Nurse	Preferred Pediatric Home Health
Registered Nurse	Rehab Facility
Registered Nurse	Reynolds Army Community Hospital
Registered Nurse	Select Specialty Hospital
Registered Nurse	Southwest Medical
Registered Nurse	St Anthony Hospital (19 graduates)
Registered Nurse	St. John Medical Center (2 graduates)
Registered Nurse	The Children's Rehabilitation Center (2 graduates)
Registered Nurse	VA
Registered Nurse Case Manager	Ross Health Care
Registered Nurse and AAS	Norman Regional Hospital
Registered Nurse/Case Manager	Lifeline Home Health & Hospice
Registered Nurse-ICU	St Anthony's Hospital

### Occupational Therapy Assistant – AAS

Job Title	Company
Certified Occupational Therapy Assistant	
Certified Occupational Therapy Assistant	Integris BASS
Certified Occupational Therapy Assistant	Putnam City PS
Certified Occupational Therapy Assistant	Rehab Source
Occupational Therapy Assistant	ES Speech
Occupational Therapy Assistant	Mercy
Occupational Therapy Assistant	Norman Regional
Occupational Therapy Assistant	Rehab
Occupational Therapy Assistant	Rehab Care
Occupational Therapy Assistant	Rehab Pro



**Pre-Allied Health – AS**

<b>Job Title</b>	<b>Company</b>
Nurse Tech	South West Medical

**Pre-Bachelor's of Nursing – AS**

<b>Job Title</b>	<b>Company</b>
Nurse Aide	

**Pre-Education – AS**

<b>Job Title</b>	<b>Company</b>
Assistant Teacher	
Child Caregiver	Bright Beginnings
Principal's secretary	Horace Mann Elementary School

**Pre-Medicine – AS**

<b>Job Title</b>	<b>Company</b>
Surgical Technologist	Alliance Health Deaconess

**Pre-Pharmacy – AS**

<b>Job Title</b>	<b>Company</b>
Pharmacy	CVS
Pharmacy Technician	CVS
Pharmacy Technician	Homeland
Pharmacy Technician	Chris' Express Drug

**Physical Therapist Assistant– AAS**

<b>Job Title</b>	<b>Company</b>
Physical Therapist Assistant	1960 Family Practice
Physical Therapist Assistant	Action Physical Therapy (2 graduates)
Physical Therapist Assistant	Advanced Physical Therapy Solutions
Physical Therapist Assistant	Building Block
Physical Therapist Assistant	Green Country Rehabilitation
Physical Therapist Assistant	Oklahoma Health and Science
Physical Therapist Assistant	Optimal Rehab Physical Therapy
Physical Therapist Assistant	Rehab Source
Physical Therapist Assistant	Therapy Link

**Psychology– AA**

<b>Job Title</b>	<b>Company</b>
Childcare Provider	Ambe's In-home childcare
Coordinator	St Anthony Hospital
Dance Teacher	UCO

**Respiratory Care Therapist– AAS**

<b>Job Title</b>	<b>Company</b>
Registered Respiratory Therapy	The Children's Center Rehab Hospital
Respiratory Care Therapist	Bethany Children's Center

**Respiratory Care Therapist– AAS (continued)**

Respiratory Care Therapist	Integris (3 graduates)
Respiratory Care Therapist	Mercy (2 graduates)
Respiratory Care Therapist	OU Children's Hospital (2 graduates)
Respiratory Care Therapist	OU Medical Center (3 graduates)

**Sociology– AA**

<b>Job Title</b>	<b>Company</b>
Registrar	Shepherdson Middle School

**Speech/Language Pathology Assistant– AAS**

<b>Job Title</b>	<b>Company</b>
Speech Language Pathology Assistant	Lawton PS
Speech Language Pathology Assistant	Moore Public School
Speech Language Pathology Assistant	MPS
Speech Language Pathology Assistant	Mustang Public
Speech Language Pathology Assistant	Putnam City

**Spanish– AA**

<b>Job Title</b>	<b>Company</b>
Medical Center Assistant	Oklahoma City Public Schools

**Surgical Technology– AAS**

<b>Job Title</b>	<b>Company</b>
Surgical Technologist	Surgery Central Of Oklahoma

**Technology - AAS**

<b>Job Title</b>	<b>Company</b>
Creative Director	Refresh Creative

**Theatre Arts – AA**

<b>Job Title</b>	<b>Company</b>
Worked on commercials	

## Appendix D OCCC Graduate Survey Instrument

### SECTION A: EDUCATIONAL INFORMATION

Please complete this section if you continued your education. If not, please skip to question 5.

1. What is the name of the college/university you transferred to after graduating from OCCC and your major?

College/University: \_\_\_\_\_

Major: \_\_\_\_\_

2. Are you attending

- Part time (less than 12 credit hours)  
 Full time (12 hours or more)

3. To what extent are you satisfied with the preparation you received at OCCC in relation to its usefulness in continuing your education? (circle a number)

Very Satisfied		Not Satisfied							
10	9	8	7	6	5	4	3	2	1

4. Did you have problems transferring to the college/university indicated above?

- 1 Yes; why? \_\_\_\_\_  
     \_\_\_ Credit hours not accepted  
 2 No

### SECTION B: EMPLOYMENT INFORMATION

5. What best describes your *present* employment status?

**Please check only one.**

- 1 Employed full-time  
 2 Employed part-time  
 3 Unemployed and seeking work (skip to #9)  
 4 Unemployed and not seeking work (skip to #9)  
 5 Other – describe: \_\_\_\_\_  
     (skip to #9)

6. Is your *present* occupation related to the degree/certificate you completed at OCCC?

- 1 Yes, directly related  
 2 Yes, somewhat related  
 3 No (skip to question 9)

7. To what extent are you satisfied with the preparation you received at OCCC in relation to its usefulness in performing your job? (circle a number)

Very Satisfied		Not Satisfied							
10	9	8	7	6	5	4	3	2	1

8. What is your job title? \_\_\_\_\_

Name of company: \_\_\_\_\_

May we contact your supervisor? If yes, please complete.

Name of supervisor \_\_\_\_\_

Department \_\_\_\_\_

Telephone number \_\_\_\_\_

Business address: \_\_\_\_\_  
 \_\_\_\_\_

### SECTION C: SUMMARY INFORMATION

9. Did you meet your intended OCCC educational goal?

- 1 Yes  
 2 No - please explain: \_\_\_\_\_

10. Please rate how prepared you felt in using the OCCC general educational skills for achieving your personal and academic goals. (Please fill in the number.)

Very Prepared										Very Unprepared
10	9	8	7	6	5	4	3	2	1	

- \_\_\_\_\_ Critical thinking  
 \_\_\_\_\_ Understanding culture and social institutions  
 \_\_\_\_\_ Mathematical methods  
 \_\_\_\_\_ Public Speaking  
 \_\_\_\_\_ Writing

11. Are you the first one in your family to graduate with an associate degree or a certificate?

- 1 Yes     2 No     3 Don't know

12. Do you currently volunteer in the community?

- 1 Yes; How many hours a month? \_\_\_\_\_  
 2 No

13. To what extent is OCCC open to diversity? (circle a #)

To a Great Extent										To No Extent
10	9	8	7	6	5	4	3	2	1	0

14. Are you interested in taking more courses at OCCC?

- 1 Yes; what courses? \_\_\_\_\_  
 2 No  
 3. Maybe/Not sure/Don't know

15. What is your overall level of satisfaction with your OCCC educational experience? (circle a number)

Very Satisfied										Not Satisfied
10	9	8	7	6	5	4	3	2	1	

16. Would you recommend OCCC to a friend?

- 1 Yes     2 No

17. Please comment on the degree/certificate you completed and/or services you received.

