



OKLAHOMA CITY COMMUNITY COLLEGE

Report on the FY 2016 Graduate Survey 6-Months After Graduation

This report provides graduate survey information for AAS/Certification, AS/AA Majors
Students graduated in the Summer, Fall, and Spring Semesters

**Prepared by
Office of Institutional Effectiveness
July 2017**

Table of Contents

Introduction	5
Methodology	5
Limitations	5
Response Rate	6
Results	6
Continuing Education	6
Employment Information	7
Additional Information	8
Comments	8
Conclusions	9

APPENDICES

Appendix A: Question Details by Total, AAS/Certificate, and AA/AS	13
Appendix B: Details for Programs/Certificates with 10 or More Completed Surveys	19
Appendix C: Jobs and Company Names by Program	51
Appendix D: Survey Instrument	65

Graduate Survey Results

INTRODUCTION

Each year OCCC graduates are surveyed to determine if they are working in a field related to their education or continued their education. The survey also asks questions about their satisfaction with their educational experience as well as other information. The summary of data is reported below with the details provided in Appendix A. Program information for programs with ten or more respondents are reported in Appendix B. Thirty-one programs had 10 or more completed surveys. Appendix C lists the job titles and company names of those graduates working in a job related to their education. All survey comments were sent to the Deans of each division and the Vice President of Academic Affairs.

METHODOLOGY

In early summer of FY2016, the previous Summer and Fall graduates (2015) were mailed a cover letter, a survey instrument, and a return envelope requesting them to complete the graduate survey and return it in the postage paid envelope. Non-respondents were sent an email with a link to the survey located on the College's homepage. A follow-up postcard was mailed to each graduate asking them to complete the survey on the web page. Several weeks later, student telephone callers begin telephoning each graduate who had not responded to the survey. After completing at least eight attempts at contacting the graduate, the information of graduates who had not responded was sent to a local company to complete additional telephoning.

In December of 2016, a mailing was sent to Spring 2016 graduates. This mailing included a Christmas card signed by the faculty of the graduate's program, a cover letter, the survey instrument, and a postage paid return envelope. After this mailing, the same process was used as was completed with the Summer/Fall graduates. Through this extended effort, there was 69.5% response rate which was 10.1% higher than the previous year.

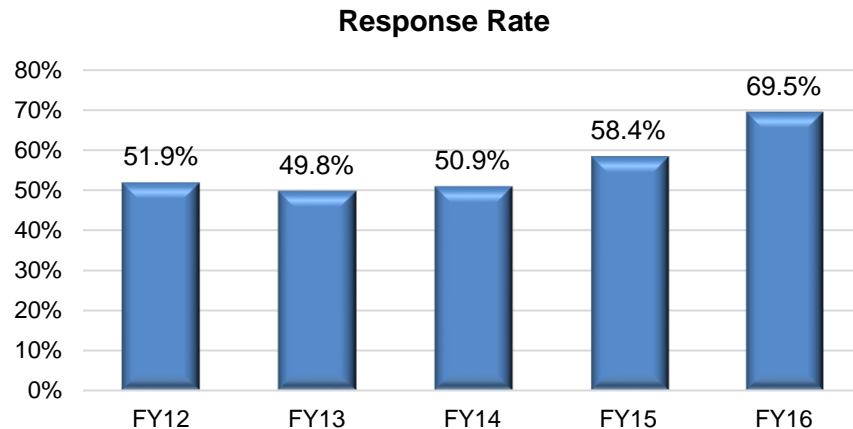
LIMITATIONS

One limitation of the survey could be that graduates who are unhappy with their current situation such as not finding employment or transferring to the university of their choice, may be more prone to not answering the survey.

Another limitation is that graduates change their phone numbers, emails, and addresses which makes it difficult to contact them.

RESPONSE RATES

The results of this document are based on the number of surveys completed. Therefore, there is some duplication as some students completed more than one degree or certificate. The duplicate response rate was 69.5% of the 2,267 degrees and certificates awarded or 1,576 surveys completed. It is important to note that in FY2012 there were 1,541 survey forms sent to the graduates with 800 completed. So the response rate increased but so did the number of surveys.

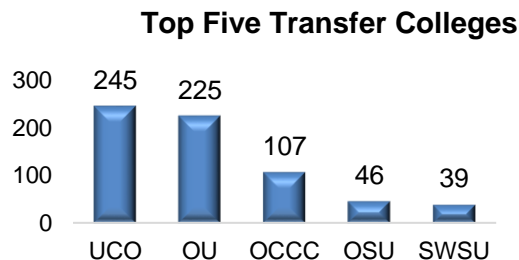


RESULTS

A summary of the results of the survey are identified within the next few pages. As can be seen by this data the level of satisfaction with the College experience was above an 8.50 on a ten-point scale. The detailed responses for each question with three years of data by Totals, AAS/Certificate and AA/AS are in Appendix A. Degrees and certificates with 10 or more responses are detailed in Appendix B. Another important characteristic of the survey was asking the graduates if they had a job related to their educational training they received at the college. All of the job titles, company names, and program/certificate of those graduates working in a job related to their OCCC education are in Appendix C. The survey instrument is in Appendix D.

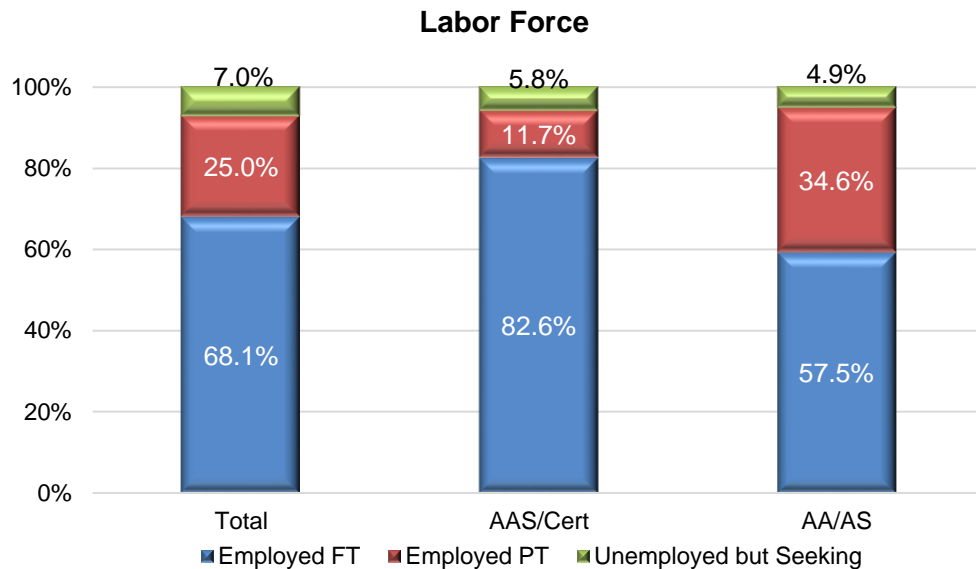
Continuing Education

Seven hundred and eighty-nine of the survey forms indicated that graduates continued their education. The top unduplicated majors of graduates enrolled in education after receiving their degree or certificate from OCCC included nursing, business, engineering, computers, science, and psychology. Those attending college were primarily full-time (73.6%). (See Q2) On a ten-point scale with 1 being not satisfied and 10 being very satisfied the overall level of satisfaction of graduates who indicated OCCC prepared them for their continuing education was 8.70. (See Q3) Twenty-seven (3.4%) of the 789 graduates who attended college had difficulty transferring their credits. (See Q4) The top five transfer colleges remains relatively consistent with previous years. (See Q1)

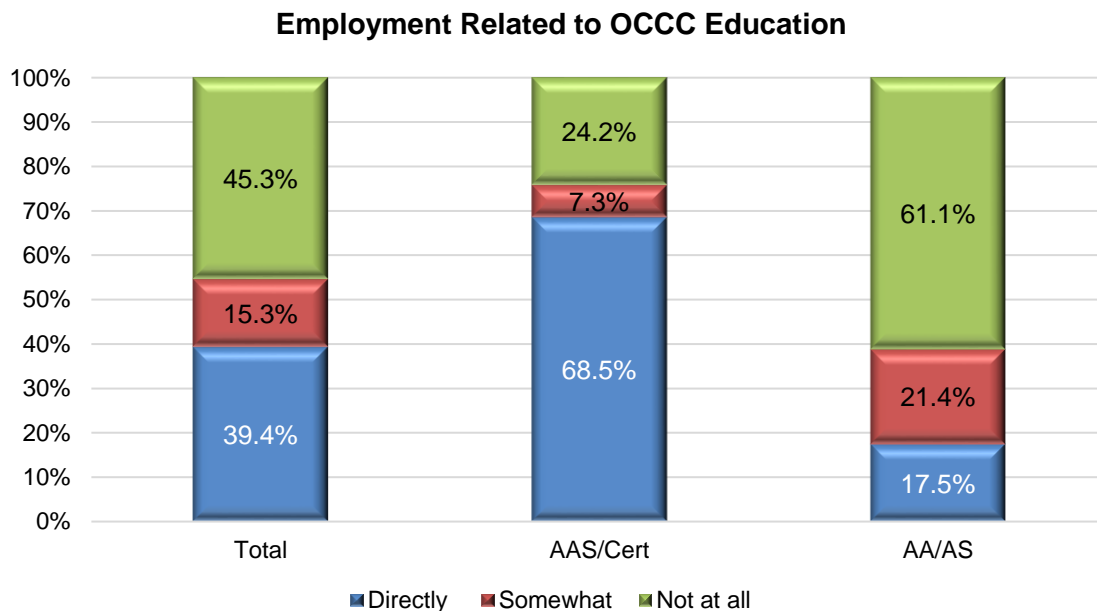


Employment Information

Employment is measured by analyzing those that are in the work force. Ninety-three percent of the respondents were employed. (See Q5) As expected, there were more graduates with the AA/AS degree that are working part-time because many of these graduates are attending a university/college full-time while the AAS graduates have a “terminal” degree and are interested in obtaining employment.



On a ten-point scale with 10 = very satisfied and 1 = not satisfied, the overall level of satisfaction of graduates who indicated OCCC prepared them for their job was 8.61. (See Q7) More than half of the graduates’ jobs (54.7%) were related to the education they received at OCCC. (See Q6) As anticipated AAS/Certificate graduates had a higher percentage employed in a related field compared to the AA/AS graduates.



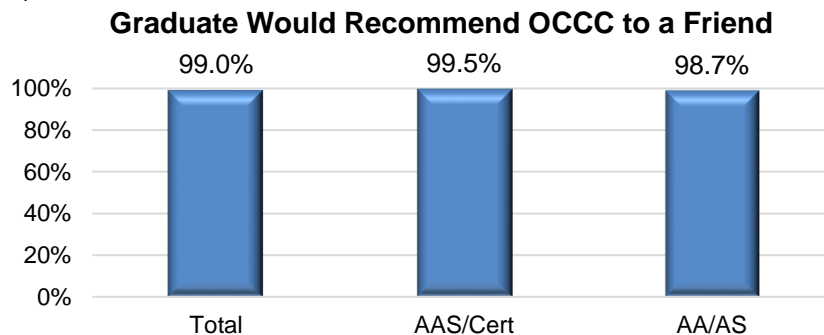
Additional Information

Almost all (95.7%) of the graduates met their intended goal at OCCC. (See Q9) Thirty-three percent of the graduates were the first in their family to graduate (See Q10), and 29% volunteered in the community. (See Q11)

When asked “To what extent is OCCC open to diversity?” students rated this 9.12 on a ten-point scale. (See Q12)

Thirty-two percent of the surveys indicated that the graduates were interested in taking additional courses at OCCC with an additional seven percent unsure. (See Q13) The top unduplicated courses were nursing, science, foreign language, emergency medical technician, computers, and business.

The graduates’ overall satisfaction with their educational experience at OCCC was 8.88 on a 10-point scale with 10 being very satisfied and 1 being not satisfied. (See Q14) A significant portion of the graduates would recommend OCCC to a friend as can be seen in the graph below. (See Q15)



Comments

Students also had an opportunity to comment on their education. The survey stated “Please comment on the OCCC degree/certificate you completed and/or services you received.” There were 386 comments. Ninety percent of the comments were positive. Below is a small sample of these comments.

- I am very proud and happy with my accomplishments. Thank you guys!
- All kinds of labs - communications lab, accounting lab, math lab, and business lab helped me tremendously. All services were great.
- Great community, affordable, wonderful teachers, great preparation for a university.
- Great experience. Now I am doing what I love.
- I am impressed with the facilities, the discipline of the professors, and the degree of autonomy provided by the online registration and Data Banks.
- I am very satisfied with the level of service and classes I have taken at OCCC. I plan to continue my education further in the future.
- I greatly enjoyed my time at OCCC. The teachers and staff had a great impact on the student I have become. They are all people I greatly admire.
- I had great professors while at OCCC, and I also like the small class size. It allowed for inter-personal relations compared to a class of 100 students which makes that difficult.
- I really enjoyed my instructors. Also, OCCC made it easier for people working and those with kids to be able to study.

- My professors were really helpful and they care so much about the students. This is one of the reasons I recommend OCCC to people. The professors are among the best I have ever had.
- OCCC did a good job. I am glad I went there, and I got a good job afterwards.
- OCCC helped me to be more responsible and prepared for the work force.
- OCCC is a great institution. My combined experience from working as a student worker/work study, and my courses have opened many doors for my future. I am grateful for all the courses and services I received from OCCC.
- OCCC is a great school and a good stepping stone to a four-year university.
- OCCC is by far the best school.
- OCCC is convenient, affordable, and a great way to prepare for attending a 4-year school.
- OCCC is good because they care about students, and they have good advisors who take their time to help the students.
- OCCC was the best choice that I have ever made. OCCC has a good community like a family. The professors were really helpful, and the transfer tours helped a lot.
- OCCC worked for me, and I was able to get what I was looking for.
- The learning environment was very geared toward student success.
- The professors are the best. They really want to help you succeed even after you leave the college.
- This degree is far above my initial expectation. OCCC offered very quality courses and prepared me well for future education.

CONCLUSIONS

This year was a stellar year for a response rate. The multi-pronged approach to obtain responses was rewarded with 69.5% which was very impressive since the number of graduates increased. The Associate of Science and Associate of Arts results continue to be significantly different than the Associate of Applied Science and Certificates. These differences were to be expected as the AS and AA graduates generally continue their education while the AAS and certificate graduates join the workforce. As the AS and AA graduates continue their education their employment is generally part-time and unrelated to their degree which is just the opposite of the AAS and certificate graduates.

All of the surveys reflected positive responses to the overall educational experience at OCCC. Ninety-eight percent of the surveys indicated that the respondent would recommend OCCC to a friend. Finally, the comments were overwhelmingly positive with graduates recognizing the impact the College had on their success. Clearly, the graduates were pleased with their education.

APPENDICES

Appendix A
Question Details by Total, AAS/Certificate, and AA/AS

SURVEYS COMPLETED

	Year	Total	AAS & Certificates	AA/AS
Total Number of Surveys	2014	2,055	782	1273
Total Number Completed	2014	1,047	408	639
Response Rate	2014	50.9%	52.2%	50.2%
Total Number of Surveys	2015	2184	773	1411
Total Number Completed	2015	1277	481	796
Response Rate	2015	58.4%	62.2%	56.4%
Total Number of Surveys	2016	2267	863	1404
Total Number Completed	2016	1576	614	962
Response Rate	2016	69.5%	71.1%	68.5%

SECTION A: EDUCATIONAL INFORMATION

1. Did you continue your education?

Year	# Responding	# Enrolled
2014	936	582
2015	1277	702
2016	1576	789

Top Transfer Institutions

Name of Institution	Number		
	2014	2015	2016
University of Central Oklahoma	188	215	245
University of Oklahoma	158	258	225
Oklahoma City Community College	23	25	107
Oklahoma State University	42	35	46
Southwest Oklahoma State University	22	22	39

Top Majors in advanced degrees

Program	Number		
	2014	2015	2016
Nursing	11	81	123
Business	54	86	119
Engineering		59	65
Computers	--	53	51
Science	--	74	48
Psychology	26	41	44

2. Are you attending?

	Year	Total % (#)	AAS/Cert % (#)	AA/AS % (#)
Part time (less than 12 credit hours)	2014	25.6% (130)	28.6% (22)	25.1% (108)
	2015	33.8% (222)	39.8% (43)	32.6% (179)
	2016	26.4% (208)	43.2% (60)	22.8% (148)
Full time (12 hours or more)	2014	74.4% (377)	71.4% (55)	74.9% (322)
	2015	66.2% (435)	60.2% (65)	67.4% (370)
	2016	73.6% (581)	56.8% (79)	77.2% (502)

3. To what extent are you satisfied with the preparation you received at OCCC in relation to its usefulness in continuing your education?

	Year	Total	AAS/Cert	AA/AS
Average	2014	8.79	8.65	8.81
Average	2015	8.62	8.29	8.69
Average	2016	8.70	8.56	8.73

Scale of 1-10 with 1 = Not Satisfied and 10 = Very Satisfied

4. Did you have problems transferring to the college/university indicated above?

	Year	Total % (#)	AAS/Cert % (#)	AA/AS % (#)
No	2014	95.7% (536)	95.5% (85)	95.8% (451)
	2015	93.5% (638)	95.5% (107)	93.2% (531)
	2016	93.5% (746)	96.5% (137)	92.8% (609)
Yes	2014	4.3% (24)	4.5% (4)	4.2% (20)
	2015	6.5% (44)	4.5% (5)	6.8% (39)
	2016	6.5% (52)	3.5% (5)	7.2% (47)

SECTION B: EMPLOYMENT INFORMATION

5. What best describes your *present* employment status? **Please check only one.**

	Year	Total		AAS/Cert		AA/AS	
		%	#	%	#	%	#
Employed full-time	2014	70.2%	626	84.9%	327	59.0%	299
	2015	69.3%	740	85.4%	368	58.4%	372
	2016	68.1%	897	82.6%	4459	57.5%	438
Employed part-time	2014	23.5%	210	9.4%	36	34.3%	174
	2015	26.7%	285	11.8%	51	36.7%	234
	2016	25.0%	329	11.7%	65	34.6%	264
Unemployed and seeking work	2014	6.3%	56	5.7%	22	6.7%	34
	2015	4.0%	43	2.8%	12	4.9%	31
	2016	7.0%	92	5.8%	32	7.9%	60

	Year	Total	AAS Cert	AA AS
Unemployed and not seeking work	2014	124	18	106
	2015	175	38	137
	2016	183	33	150
Other	2014	27	5	22
	2015	32	12	20
	2016	65	22	43

6. Is your **present** occupation related to the degree/certificate you completed at OCCC?

	Year	Total	AAS/Cert	AA/AS
		% (#)	% (#)	% (#)
Yes, directly related	2014	47.6% (396)	82.5% (298)	20.8% (98)
	2015	46.1% (473)	79.1% (334)	23.0% (139)
	2016	39.4% (481)	68.5% (359)	17.5% (122)
Yes, somewhat related	2014	10.5% (87)	3.9% (14)	15.5% (73)
	2015	9.1% (93)	2.1% (9)	13.9% (84)
	2016	15.3% (187)	7.3% (38)	21.4% (149)
No	2014	41.9% (349)	13.6% (49)	63.7% (300)
	2015	44.8% (461)	18.7% (79)	63.1% (382)
	2016	45.3% (553)	24.2% (127)	61.1% (426)

7. To what extent are you satisfied with the preparation you received at OCCC in relation to its usefulness in performing your job?

	Year	Total	AAS/Cert	AA/AS
Average	2014	8.78	8.85	8.66
Average	2015	8.68	8.76	8.56
Average	2016	8.61	8.85	8.29

Scale of 1-10 with 1 = Not Satisfied and 10 = Very Satisfied

8. What are your Job Title and Place of Work? Please see Appendix C for this information.

SECTION C: SUMMARY INFORMATION

9. Did you meet your intended goal at OCCC?

	Year	Total	AAS/Cert	AA/AS
		% (#)	% (#)	% (#)
Yes	2014	96.3% (343)	96.5% (136)	96.3% (207)
	2015	95.4% (370)	96.2% (150)	94.8% (220)
	2016	95.7% (444)	97.8% (179)	94.3% (265)
No	2014	3.7% (13)	3.5% (5)	3.7% (8)
	2015	4.6% (18)	3.8% (6)	5.2% (12)
	2016	4.3% (20)	2.2% (4)	5.7% (16)

10. Are you the first one in your family to graduate with a degree?

	Year	Total	AAS/Cert	AA/AS
		#	#	#
Yes	2014	394	154	240
	2015	427	154	273
	2016	506	171	335
No	2014	640	249	391
	2015	824	315	509
	2016	977	403	574
Don't know	2014	7	2	5
	2015	15	8	7
	2016	59	22	37

11. Do you currently volunteer in the community?

	Year	Total	AAS/Cert	AA/AS
		% (#)	% (#)	% (#)
Yes	2014	29.1% (103)	29.8% (42)	28.6% (61)
	2015	27.7% (107)	25.3% (39)	29.3% (68)
	2016	28.8% (130)	25.3% (45)	31.1% (85)
No	2014	70.9% (251)	70.2% (99)	71.4% (152)
	2015	72.3% (279)	74.7% (115)	70.7% (164)
	2016	71.2% (321)	74.7% (133)	68.9% (188)

12. To what extent is OCCC open to diversity?

	Year	Total	AAS/Cert	AA/AS
Average	2015	9.12	9.07	9.16
	2016	9.12	9.04	9.17

Scale of 1-10 with 10 = To a great extent and 1 = To no extent

13. Are you interested in taking more courses at OCCC?

	Year	Total	AAS/Cert	AA/AS
		% (#)	% (#)	% (#)
Yes	2014	41.9% (147)	41.0% (57)	42.5% (90)
	2015	41.7% (158)	40.0% (60)	42.8% (98)
	2016	32.1% (301)	32.3% (124)	32.0% (177)
No	2014	58.1% (204)	59.0% (82)	57.5% (122)
	2015	58.3% (221)	60.0% (90)	57.2% (131)
	2016	61.4% (575)	61.5% (236)	61.3% (339)
Not sure	2016	6.5% (61)	6.3% (24)	6.7% (37)

Top courses

Courses	#
Nursing	30
Science	19
Foreign Language (5), Spanish (7), French (1),	13
EMT/Paramedic	13
Computers	13
Business	13
Calculus, Analytic Geometry I, Mathematics	9

14. What is your overall level of satisfaction with your OCCC educational experience?

	Year	Total	AAS/Cert	AA/AS
Average	2014	8.97	8.90	9.02
Average	2015	8.86	8.79	8.90
Average	2016	8.88	8.90	8.87

Scale of 1-10 with 1 = Not Satisfied and 10 = Very Satisfied

15. Would you recommend OCCC to a friend?

	Year	Total	AAS/Cert	AA/AS
		% (#)	% (#)	% (#)
Yes	2014	98.1% (1,015)	98.0% (396)	98.1% (619)
	2015	98.7% (1247)	98.1% (467)	99.1% (780)
	2016	99.0% (1524)	99.5% (592)	98.7% (932)
No	2014	1.9% (20)	2.0% (8)	1.9% (12)
	2015	1.3% (16)	1.9% (9)	0.9% (7)
	2016	1.0% (15)	0.5% (3)	1.3% (12)

Appendix B

Details for Programs/Certificates with 10 or More Completed Surveys

This portion of the document provides graduate survey information by degrees/certificates. Fiscal years are defined as the Summer, Fall, and Spring semesters. In addition:

1. Each program includes responses from at least 10 graduates.
2. All questions asking students to rate their satisfaction must have 10 responses.
3. The number located within parentheses is the number of graduates responding to the question.
4. There is duplication within some of the certificates since some students earned both.

List of Programs Found in the Following Tables

	Total	#	%		Total	#	%
		Resp.	Resp.			Resp.	Resp.
Administrative Office Technician - AAS	15	14	93.3%	Diversified Studies – AS	623	431	69.2%
Administrative Office Technician - Cert	17	15	88.2%	Electronics Technician - AAS	11	10	90.9%
Art – AA	15	13	86.7%	Emergency Medical Sciences – Cert	150	110	73.3%
Automotive Technology - AAS	15	12	80.0%	Engineering - AS	41	33	80.5%
Aviation Maintenance Technician - Cert	36	20	55.6%	Film and Video Production - AA	15	10	66.7%
Biology – AS	17	14	82.4%	Humanities - AA	16	11	68.8%
Business – AS	153	104	68.0%	Journalism and Broadcasting - AA	15	10	66.7%
Business – Cert	15	12	80.0%	Nursing – AAS	210	160	76.2%
Child Development - AA	17	10	58.8%	Occupational Therapist Assistant – AAS	21	14	66.7%
Child Development - Cert	26	19	73.1%	Physical Therapist Assistant – AAS	19	11	57.9%
Computer Aided Technology - Cert	26	15	57.7%	Pre-Education - AS	32	19	59.4%
Computer Networking Support – Cert	28	19	67.9%	Psychology – AA	99	61	61.6%
Computer Science - AAS	28	17	60.7%	Science - AS	30	21	70.0%
Computer Science - AS	31	23	74.2%	Sociology – AA	39	28	71.8%
Computer Systems Support – Cert	36	28	77.8%	Speech Language Pathology Assistant - AAS	14	14	100%
Diversified Studies – AA	184	133	72.3%				

AAS = Associate in Applied Science, Cert = Certificate, AA = Associate in Arts, AS = Associate in Science

Administrative Office Technician - AAS

	2015	2016
Number Surveyed	13	15
Number Responding	10	14
% Responding	76.9%	93.3%
Continuing Education		
# continuing their education	10	1
# with difficulties transferring credits	--	--
Prepared graduate for continued education (scale of 1-10)	--	--
Employment		
Employed full-time	75.0% (6)	71.4% (10)
Employed part-time	25.0% (2)	14.3% (2)
Unemployed but seeking	--	14.3% (2)
Not seeking	1	--
Other	1	--
% working in job related to education	--	72.8%
Prepared graduate for performing job (scale of 1-10)	--	--
Other		
% who met their educational goals at OCCC	--	--
% 1 st in family to earn a degree	30.0%	23.1%
% who volunteer in their community	--	--
Extent to which OCCC is open to diversity (scale of 1-10)	9.50	9.54
Overall satisfied with OCCC (scale of 1-10)	9.50	9.23
% Would recommend OCCC to another person	90.0%	100%

Administrative Office Technician – CERT

	2016
Number Surveyed	17
Number Responding	15
% Responding	88.2%
Continuing Education	
# continuing their education	1
# with difficulties transferring credits	--
Prepared graduate for continued education (scale of 1-10)	--
Employment	
Employed full-time	71.4% (10)
Employed part-time	14.3% (2)
Unemployed but seeking	14.3% (2)
Not seeking	1
Other	--
% working in job related to education	81.9%
Prepared graduate for performing job (scale of 1-10)	--
Other	
% who met their educational goals at OCCC	--
% 1 st in family to earn a degree	35.7%
% who volunteer in their community	--
Extent to which OCCC is open to diversity (scale of 1-10)	9.79
Overall satisfied with OCCC (scale of 1-10)	9.50
% Would recommend OCCC to another person	100%

Art - AA

	2016
Number Surveyed	15
Number Responding	13
% Responding	86.7%
Continuing Education	
# continuing their education	7
# with difficulties transferring credits	--
Prepared graduate for continued education (scale of 1-10)	--
Employment	
Employed full-time	33.3% (4)
Employed part-time	41.7% (5)
Unemployed but seeking	25.0% (3)
Not seeking	1
Other	--
% working in job related to education	--
Prepared graduate for performing job (scale of 1-10)	--
Other	
% who met their educational goals at OCCC	
% 1 st in family to earn a degree	15.4%
% who volunteer in their community	--
Extent to which OCCC is open to diversity (scale of 1-10)	8.77
Overall satisfied with OCCC (scale of 1-10)	9.33
% Would recommend OCCC to another person	100%

Automotive Technology – AAS

	2016
Number Surveyed	15
Number Responding	12
% Responding	80.0%
Continuing Education	
# continuing their education	7
# with difficulties transferring credits	--
Prepared graduate for continued education (scale of 1-10)	--
Employment	
Employed full-time	70.0% (7)
Employed part-time	10.0% (1)
Unemployed but seeking	20.0% (2)
Not seeking	--
Other	2
% working in job related to education	--
Prepared graduate for performing job (scale of 1-10)	--
Other	
% who met their educational goals at OCCC	--
% 1 st in family to earn a degree	30.0%
% who volunteer in their community	--
Extent to which OCCC is open to diversity (scale of 1-10)	--
Overall satisfied with OCCC (scale of 1-10)	8.90
% Would recommend OCCC to another person	100%

Aviation Maintenance Technician – CERT

	2016
Number Surveyed	36
Number Responding	20
% Responding	55.6%
Continuing Education	
# continuing their education	4
# with difficulties transferring credits	--
Prepared graduate for continued education (scale of 1-10)	--
Employment	
Employed full-time	84.2% (16)
Employed part-time	15.8% (3)
Unemployed but seeking	--
Not seeking	1
Other	--
% working in job related to education	84.2%
Prepared graduate for performing job (scale of 1-10)	8.40
Other	
% who met their educational goals at OCCC	--
% 1 st in family to earn a degree	36.8%
% who volunteer in their community	--
Extent to which OCCC is open to diversity (scale of 1-10)	8.79
Overall satisfied with OCCC (scale of 1-10)	8.80
% Would recommend OCCC to another person	100%

Biology - AS

	2016
Number Surveyed	17
Number Responding	14
% Responding	82.4%
Continuing Education	
# continuing their education	5
# with difficulties transferring credits	--
Prepared graduate for continued education (scale of 1-10)	--
Employment	
Employed full-time	18.2% (2)
Employed part-time	63.6% (7)
Unemployed but seeking	18.2% (2)
Not seeking	3
Other	--
% working in job related to education	--
Prepared graduate for performing job (scale of 1-10)	--
Other	
% who met their educational goals at OCCC	--
% 1 st in family to earn a degree	61.5%
% who volunteer in their community	--
Extent to which OCCC is open to diversity (scale of 1-10)	9.00
Overall satisfied with OCCC (scale of 1-10)	8.69
% Would recommend OCCC to another person	100%

Business – AS

	2014	2015	2016
Number Surveyed	140	139	153
Number Responding	70	88	104
% Responding	50.0%	63.3%	68.0%
Continuing Education			
# continuing their education	51	66	79
# with difficulties transferring credits	---	5	3
Prepared graduate for continued education (1-10 scale)	9.09	8.67	8.81
Employment			
Employed full-time	61.0% (36)	58.1% (43)	56.4% (44)
Employed part-time	30.5% (18)	36.5% (27)	33.3% (26)
Unemployed but seeking	8.5% (5)	5.4% (4)	10.3% (8)
Not seeking	9	10	22
Other	2	4	3
% working in job related to education	51.8%	43.4%	62.3%
Prepared graduate for performing job (1-10 scale)	---	8.68	8.28
Other			
% who met their educational goals at OCCC	100%	38.6%	100%
% 1 st in family to earn a degree	41.4%	38.6%	32.7%
% who volunteer in their community	29.4%	25.9%	20.7%
Extent to which OCCC is open to diversity (scale of 1-10)	--	9.22	9.09
Overall satisfied with OCCC (1-10 scale)	9.27	8.82	8.90
% Would recommend OCCC to another person	100%	100%	100%

Business – CERT

	2016
Number Surveyed	15
Number Responding	12
% Responding	80.0%
Continuing Education	
# continuing their education	2
# with difficulties transferring credits	--
Prepared graduate for continued education (scale of 1-10)	--
Employment	
Employed full-time	80.0% (8)
Employed part-time	10.0% (1)
Unemployed but seeking	10.0% (1)
Not seeking	1
Other	1
% working in job related to education	--
Prepared graduate for performing job (scale of 1-10)	--
Other	
% who met their educational goals at OCCC	--
% 1 st in family to earn a degree	33.3%
% who volunteer in their community	--
Extent to which OCCC is open to diversity (scale of 1-10)	8.75
Overall satisfied with OCCC (scale of 1-10)	8.83
% Would recommend OCCC to another person	100%

Child Development – AA

	2016
Number Surveyed	17
Number Responding	10
% Responding	58.8%
Continuing Education	
# continuing their education	6
# with difficulties transferring credits	--
Prepared graduate for continued education (scale of 1-10)	--
Employment	
Employed full-time	--
Employed part-time	--
Unemployed but seeking	--
Not seeking	--
Other	--
% working in job related to education	--
Prepared graduate for performing job (scale of 1-10)	--
Other	
% who met their educational goals at OCCC	--
% 1 st in family to earn a degree	20.0%
% who volunteer in their community	--
Extent to which OCCC is open to diversity (scale of 1-10)	8.40
Overall satisfied with OCCC (scale of 1-10)	8.70
% Would recommend OCCC to another person	100%

Child Development – Cert

	2015	2016
Number Surveyed	25	26
Number Responding	18	19
% Responding	72.0%	73.1%
Continuing Education		
# continuing their education	7	10
# with difficulties transferring credits	1	0
Prepared graduate for continued education (scale of 1-10)	--	--
Employment		
Employed full-time	68.8% (11)	80.0% (12)
Employed part-time	25.0% (4)	13.3% (2)
Unemployed but seeking	6.3% (1)	6.7% (1)
Not seeking	2	2
Other	--	1
% working in job related to education	86.7%	92.9%
Prepared graduate for performing job (scale of 1-10)	9.17	8.82
Other		
% who met their educational goals at OCCC	--	--
% 1 st in family to earn a degree	66.7%	33.3%
% who volunteer in their community	--	--
Extent to which OCCC is open to diversity (scale of 1-10)	9.39	9.29
Overall satisfied with OCCC (scale of 1-10)	9.00	8.63
% Would recommend OCCC to another person	100%	100%

Computer Aided Technology - Cert

	2015	2016
Number Surveyed	29	26
Number Responding	19	15
% Responding	65.5%	57.7%
Continuing Education		
# continuing their education	7	7
# with difficulties transferring credits	--	--
Prepared graduate for continued education (scale of 1-10)	--	--
Employment		
Employed full-time	50.0% (6)	50.0% (7)
Employed part-time	16.7% (2)	42.9% (6)
Unemployed but seeking	33.3% (4)	7.1% (1)
Not seeking	5	1
Other	2	0
% working in job related to education	--	38.5%
Prepared graduate for performing job (scale of 1-10)	--	--
Other		
% who met their educational goals at OCCC	--	--
% 1 st in family to earn a degree	31.6%	50.0%
% who volunteer in their community	--	--
Extent to which OCCC is open to diversity (scale of 1-10)	9.16	9.14
Overall satisfied with OCCC (scale of 1-10)	8.47	8.57
% Would recommend OCCC to another person	100%	100%

Computer Networking Support – CERT

	2014	2015	2016
Number Surveyed	20	25	28
Number Responding	11	14	19
% Responding	55.0%	56.0%	67.9%
Continuing Education			
# continuing their education	2	4	4
# with difficulties transferring credits	---	--	--
Prepared graduate for continued education (scale of 1-10)	---	--	--
Employment			
Employed full-time	90.0% (9)	91.7% (11)	82.4% (14)
Employed part-time	10.0% (1)	8.3% (1)	5.9% (1)
Unemployed but seeking	---	--	11.8% (2)
Not seeking	1	1	2
Other	---	1	--
% working in job related to education	70.0%	69.2%	60.0%
Prepared graduate for performing job (scale of 1-10)	---	--	
Other			
% who met their educational goals at OCCC	100%	--	--
% 1 st in family to earn a degree	27.3%	53.8%	42.1%
% who volunteer in their community	---	--	--
Extent to which OCCC is open to diversity (scale of 1-10)	--	8.92	9.42
Overall satisfied with OCCC (scale of 1-10)	8.36	8.31	9.32
% Would recommend OCCC to another person	90.9%	100%	100%

Computer Science AAS

	2015	2016
Number Surveyed	30	28
Number Responding	18	17
% Responding	60.0%	60.7%
Continuing Education		
# continuing their education	3	5
# with difficulties transferring credits	--	--
Prepared graduate for continued education (scale of 1-10)	--	--
Employment		
Employed full-time	85.7% (12)	100% (14)
Employed part-time	14.3% (2)	--
Unemployed but seeking	--	--
Not seeking	3	3
Other	1	--
% working in job related to education	60.0%	57.1%
Prepared graduate for performing job (scale of 1-10)	--	--
Other		
% who met their educational goals at OCCC	--	--
% 1 st in family to earn a degree	33.3%	29.4%
% who volunteer in their community	--	--
Extent to which OCCC is open to diversity (scale of 1-10)	9.44	9.31
Overall satisfied with OCCC (scale of 1-10)	9.39	8.94
% Would recommend OCCC to another person	100%	100%

Computer Science – AS

	2015	2016
Number Surveyed	26	31
Number Responding	10	23
% Responding	38.5%	74.2%
Continuing Education		
# continuing their education	7	18
# with difficulties transferring credits	--	1
Prepared graduate for continued education (scale of 1-10)	--	8.67
Employment		
Employed full-time	77.8% (7)	73.3% (11)
Employed part-time	11.1% (1)	20.0% (3)
Unemployed but seeking	11.1% (1)	6.7% (1)
Not seeking	1	6
Other	--	2
% working in job related to education	--	64.2%
Prepared graduate for performing job (scale of 1-10)	--	--
Other		
% who met their educational goals at OCCC	--	--
% 1 st in family to earn a degree	40.0%	17.4%
% who volunteer in their community	--	--
Extent to which OCCC is open to diversity (scale of 1-10)	--	9.00
Overall satisfied with OCCC (scale of 1-10)	8.20	8.61
% Would recommend OCCC to another person	100%	95.7%

Computer Systems Support– CERT

	2014	2015	2016
Number Surveyed	18	38	36
Number Responding	10	20	28
% Responding	55.6%	52.6%	77.8%
Continuing Education			
# continuing their education	2	3	7
# with difficulties transferring credits	---	--	--
Prepared graduate for continued education (scale of 1-10)	---	--	--
Employment			
Employed full-time	50.0%(4)	77.8% (14)	76.0% (19)
Employed part-time	25.0%(2)	16.7% (3)	12.0% (3)
Unemployed but seeking	25.0%(2)	5.6% (1)	12.0% (3)
Not seeking	2	1	2
Other	--	2	1
% working in job related to education	88.3%	64.7%	54.5%
Prepared graduate for performing job (scale of 1-10)	---	8.40	8.70
Other			
% who met their educational goals at OCCC	75.0%	--	--
% 1 st in family to earn a degree	40.0%	47.4%	32.1%
% who volunteer in their community	50.0%	--	--
Extent to which OCCC is open to diversity (scale of 1-10)	--	9.11	9.04
Overall satisfied with OCCC (scale of 1-10)	7.80	8.74	8.92
% Would recommend OCCC to another person	80.0%	100%	100%

Diversified Studies – AA

	2014	2015	2016
Number Surveyed	167	176	184
Number Responding	83	85	133
% Responding	49.7%	48.3%	72.3%
Continuing Education			
# continuing their education	53	61	92
# with difficulties transferring credits	1	2	3
Prepared graduate for continued education (1-10 scale)	7.95	8.86	8.35
Employment			
Employed full-time	55.2% (37)	55.1% (38)	55.2% (58)
Employed part-time	41.8% (28)	37.7% (26)	37.1% (39)
Unemployed but seeking	3.0% (2)	7.2% (5)	7.6% (8)
Not seeking	22	12	21
Other	5	4	6
% working in job related to education	26.1%	27.0%	28.9%
Prepared graduate for performing job (1-10 scale)	---	9.18	7.96
Other			
% who met their educational goals at OCCC	89.3%	96.0%	97.5%
% 1 st in family to earn a degree	30.1%	29.4%	34.8%
% who volunteer in their community	25.9%	44.0%	41.0%
Extent to which OCCC is open to diversity (scale of 1-10)	--	9.28	9.14
Overall satisfied with OCCC (1-10 scale)	8.64	9.07	8.79
% Would recommend OCCC to another person	95.1%	100%	98.5%

Diversified Studies – AS

	2014	2015	2016
Number Surveyed	537	661	623
Number Responding	236	375	431
% Responding	43.9%	56.7%	69.2%
Continuing Education			
# continuing their education	159	231	258
# with difficulties transferring credits	3	6	7
Prepared graduate for continued education (1-10 scale)	8.93	8.61	8.75
Employment			
Employed full-time	60.0%(129)	63.1% (190)	65.5% (230)
Employed part-time	30.7%(66)	32.2% (97)	29.1% (102)
Unemployed but seeking	9.3%(20)	4.7% (14)	5.4% (19)
Not seeking	41	69	58
Other	6	4	18
% working in job related to education	41.2%	41.8%	36.2%
Prepared graduate for performing job (1-10 scale)	8.78	8.26	8.46
Other			
% who met their educational goals at OCCC	94.0%	90.2%	91.2%
% 1 st in family to earn a degree	36.0%	32.0%	34.4%
% who volunteer in their community	31.7%	27.2%	30.6%
Extent to which OCCC is open to diversity (scale of 1-10)	--	9.15	9.16
Overall satisfied with OCCC (1-10 scale)	9.00	8.78	8.76
% Would recommend OCCC to another person	99.2%	98.4%	98.6%

Electronics Technician - AAS

	2016
Number Surveyed	11
Number Responding	10
% Responding	90.9%
Continuing Education	
# continuing their education	2
# with difficulties transferring credits	--
Prepared graduate for continued education (1-10 scale)	--
Employment	
Employed full-time	90.0% (9)
Employed part-time	10.0% (1)
Unemployed but seeking	--
Not seeking	--
Other	--
% working in job related to education	70.0%
Prepared graduate for performing job (1-10 scale)	--
Other	
% who met their educational goals at OCCC	--
% 1 st in family to earn a degree	30.0%
% who volunteer in their community	--
Extent to which OCCC is open to diversity (scale of 1-10)	9.00
Overall satisfied with OCCC (1-10 scale)	8.60
% Would recommend OCCC to another person	100%

Emergency Medical Science - Cert

	2014	2015	2016
Number Surveyed	109	111	150
Number Responding	50	57	110
% Responding	45.9%	51.4%	73.3%
Continuing Education			
# continuing their education	12	21	20
# with difficulties transferring credits	---	--	--
Prepared graduate for continued education (1-10 scale)	8.53	7.95	7.81
Employment			
Employed full-time	78.7% (37)	76.6% (36)	76.5% (75)
Employed part-time	14.9% (7)	21.3% (10)	19.4% (19)
Unemployed but seeking	6.4% (3)	2.1% (1)	4.1% (4)
Not seeking	3	9	7
Other	---	1	5
% working in job related to education	70.5%	74.5%	57.0%
Prepared graduate for performing job (1-10 scale)	9.30	8.48	8.49
Other			
% who met their educational goals at OCCC	80.0%	85.7%	100%
% 1 st in family to earn a degree	26.0%	17.5%	21.5%
% who volunteer in their community	40.0%	42.9%	25.0%
Extent to which OCCC is open to diversity (scale of 1-10)	---	8.47	9.01
Overall satisfied with OCCC (1-10 scale)	---	8.04	8.74
% Would recommend OCCC to another person	100%	94.7%	99.1%

Engineering – AS

	2015	2016
Number Surveyed	52	41
Number Responding	29	33
% Responding	55.8%	80.5%
Continuing Education		
# continuing their education	28	33
# with difficulties transferring credits	1	2
Prepared graduate for continued education (scale of 1-10)	8.60	9.21
Employment		
Employed full-time	44.0% (11)	30.0% (6)
Employed part-time	56.0% (14)	45.0% (9)
Unemployed but seeking	--	25.0% (5)
Not seeking	4	8
Other	--	5
% working in job related to education	48.0%	35.7%
Prepared graduate for performing job (scale of 1-10)	8.30	--
Other		
% who met their educational goals at OCCC	--	100%
% 1 st in family to earn a degree	37.9%	43.8%
% who volunteer in their community	--	40.0%
Extent to which OCCC is open to diversity (scale of 1-10)	8.72	9.24
Overall satisfied with OCCC (scale of 1-10)	8.90	9.33
% Would recommend OCCC to another person	100%	100%

Film and Video Production - AA

	2016
Number Surveyed	15
Number Responding	10
% Responding	66.7%
Continuing Education	
# continuing their education	3
# with difficulties transferring credits	--
Prepared graduate for continued education (Scale 1-10)	--
Employment	
Employed full-time	--
Employed part-time	--
Unemployed but seeking	--
Not seeking	--
Other	--
% working in job related to education	--
Prepared graduate for performing job (Scale is 1-10)	--
Other	
% who met their educational goals at OCCC	--
% 1 st in family to earn a degree	30.0%
% who volunteer in their community	--
Extent to which OCCC is open to diversity (scale of 1-10)	9.40
Overall satisfied with OCCC (Scale is 1-10)	9.20
% Would recommend OCCC to another person	100%

Humanities - AA

	2016
Number Surveyed	16
Number Responding	11
% Responding	68.8%
Continuing Education	
# continuing their education	7
# with difficulties transferring credits	--
Prepared graduate for continued education (Scale 1-10)	--
Employment	
Employed full-time	50.0% (5)
Employed part-time	40.0% (4)
Unemployed but seeking	10.0% (1)
Not seeking	1
Other	0
% working in job related to education	--
Prepared graduate for performing job (Scale is 1-10)	--
Other	
% who met their educational goals at OCCC	--
% 1 st in family to earn a degree	9.1%
% who volunteer in their community	--
Extent to which OCCC is open to diversity (scale of 1-10)	9.45
Overall satisfied with OCCC (Scale is 1-10)	9.00
% Would recommend OCCC to another person	100%

Journalism and Broadcasting – AA

	2015	2016
Number Surveyed	23	15
Number Responding	15	10
% Responding	65.2%	66.7%
Continuing Education		
# continuing their education	10	8
# with difficulties transferring credits	1	--
Prepared graduate for continued education (Scale 1-10)	8.80	--
Employment		
Employed full-time	53.8% (7)	--
Employed part-time	38.5% (5)	--
Unemployed but seeking	7.7% (1)	--
Not seeking	2	--
Other	--	--
% working in job related to education	33.4%	--
Prepared graduate for performing job (Scale is 1-10)	--	--
Other		
% who met their educational goals at OCCC	--	--
% 1 st in family to earn a degree	40.0%	40.0%
% who volunteer in their community	--	--
Extent to which OCCC is open to diversity (scale of 1-10)	9.00	9.00
Overall satisfied with OCCC (Scale is 1-10)	9.33	9.40
% Would recommend OCCC to another person	100%	100%

Nursing – AAS

	2014	2015	2016
Number Surveyed	213	181	210
Number Responding	120	122	160
% Responding	56.3%	67.4%	76.2%
Continuing Education			
# continuing their education	30	27	38
# with difficulties transferring credits	---	0	0
Prepared graduate for continued education (1-10 scale)	9.06	8.67	8.94
Employment			
Employed full-time	95.8% (114)	96.7% (116)	94.9% (150)
Employed part-time	2.5% (3)	2.5% (3)	3.8% (6)
Unemployed but seeking	1.7% (2)	0.8% (1)	1.3% (2)
Not seeking	1	1	0
Other	---	1	2
% working in job related to education	99.1%	99.1%	98.1%
Prepared graduate for performing job (1-10 scale)	8.92	8.77	9.12
Other			
% who met their educational goals at OCCC	100%	100%	100%
% 1 st in family to earn a degree	33.3%	32.5%	31.4%
% who volunteer in their community	22.6%	20.0%	23.1%
Extent to which OCCC is open to diversity (scale of 1-10)	--	9.07	8.94
Overall satisfied with OCCC (1-10 scale)	9.17	8.96	9.09
% Would recommend OCCC to another person	99.2%	97.5%	100%

Occupational Therapist Assistant – AAS

	2014	2015	2016
Number Surveyed	19	20	21
Number Responding	15	15	14
% Responding	78.9%	75.0%	66.7%
Continuing Education			
# continuing their education	1	0	0
# with difficulties transferring credits	---	--	--
Prepared graduate for continued education (scale of 1-10)	---	--	--
Employment			
Employed full-time	53.3%(8)	73.3% (11)	72.7% (8)
Employed part-time	40.0%(6)	20.0% (3)	27.3% (3)
Unemployed but seeking	6.7%(1)	6.7% (1)	--
Not seeking	---	--	1
Other	---	--	2
% working in job related to education	100%	85.7%	83.3%
Prepared graduate for performing job (scale of 1-10)	8.31	9.10	8.90
Other			
% who met their educational goals at OCCC	100%	--	--
% 1 st in family to earn a degree	53.3%	13.3%	21.4%
% who volunteer in their community	33.3%	--	--
Extent to which OCCC is open to diversity (scale of 1-10)	--	9.33	8.86
Overall satisfied with OCCC (scale of 1-10)	8.53	9.07	8.93
% Would recommend OCCC to another person	100%	100%	100%

Physical Therapist Assistant – AAS

	2014	2015	2016
Number Surveyed	18	21	19
Number Responding	11	17	11
% Responding	61.1%	81.0%	57.9%
Continuing Education			
# continuing their education	0	0	0
# with difficulties transferring credits	---	--	--
Prepared graduate for continued education (scale of 1-10)	---	--	--
Employment			
Employed full-time	81.8%(9)	94.1% (16)	90.0% (9)
Employed part-time	9.1%(1)	5.9% (1)	--
Unemployed but seeking	9.1%(1)	--	10.0% (1)
Not seeking	---	--	1
Other	---	--	0
% working in job related to education	100%	100%	--
Prepared graduate for performing job (scale of 1-10)	8.70	8.82	--
Other			
% who met their educational goals at OCCC	87.5%	--	--
% 1 st in family to earn a degree	45.5%	35.3%	18.2%
% who volunteer in their community	25.0%	--	--
Extent to which OCCC is open to diversity (scale of 1-10)	--	9.25	9.00
Overall satisfied with OCCC (scale of 1-10)	9.09	9.06	8.82
% Would recommend OCCC to another person	100%	100%	100%

Pre-Education - AS

	2016
Number Surveyed	32
Number Responding	19
% Responding	59.4%
Continuing Education	
# continuing their education	17
# with difficulties transferring credits	0
Prepared graduate for continued education (Scale 1-10)	8.65
Employment	
Employed full-time	46.2% (6)
Employed part-time	46.2% (6)
Unemployed but seeking	7.7% (1)
Not seeking	4
Other	2
% working in job related to education	33.3%
Prepared graduate for performing job (Scale is 1-10)	--
Other	
% who met their educational goals at OCCC	--
% 1 st in family to earn a degree	47.4%
% who volunteer in their community	--
Extent to which OCCC is open to diversity (scale of 1-10)	9.26
Overall satisfied with OCCC (Scale is 1-10)	9.21
% Would recommend OCCC to another person	100%

Psychology – AA

	2014	2015	2016
Number Surveyed	108	84	99
Number Responding	51	46	61
% Responding	47.2%	54.8%	61.6%
Continuing Education			
# continuing their education	36	32	47
# with difficulties transferring credits	1	1	1
Prepared graduate for continued education (1-10 scale)	8.60	8.20	8.77
Employment			
Employed full-time	67.6%(25)	56.3% (18)	54.9% (28)
Employed part-time	32.4%(12)	43.8% (14)	39.2% (20)
Unemployed but seeking	---	--	5.9% (3)
Not seeking	8	12	9
Other	4	1	1
% working in job related to education	15.8%	12.5%	32.6%
Prepared graduate for performing job (1-10 scale)	8.40	9.33	7.69
Other			
% who met their educational goals at OCCC	100%	100%	92.9%
% 1 st in family to earn a degree	51.0%	33.3%	39.0%
% who volunteer in their community	21.1%	21.1%	21.4%
Extent to which OCCC is open to diversity (scale of 1-10)	--	9.09	9.45
Overall satisfied with OCCC (1-10 scale)	9.06	8.73	9.14
% Would recommend OCCC to another person	98.0%	97.8%	94.9%

Science -- AS

	2015	2016
Number Surveyed	67	30
Number Responding	43	21
% Responding	64.2%	70.0%
Continuing Education		
# continuing their education	35	14
# with difficulties transferring credits	1	1
Prepared graduate for continued education (scale 1-10)	8.97	9.20
Employment		
Employed full-time	50.0% (17)	27.8% (5)
Employed part-time	38.2% (13)	55.6% (10)
Unemployed but seeking	11.8% (4)	16.7% (3)
Not seeking	7	2
Other	2	1
% working in job related to education	30.0%	73.3%
Prepared graduate for performing job (scale 1-10)	9.56	8.33
Other		
% who met their educational goals at OCCC	100%	--
% 1 st in family to earn a degree	34.9%	42.9%
% who volunteer in their community	16.7%	--
Extent to which OCCC is open to diversity (scale 1-10)	9.35	9.22
Overall satisfied with OCCC (scale 1-10)	9.23	8.81
% Would recommend OCCC to another person	100%	100%

Sociology – AA

	2014	2015	2016
Number Surveyed	40	40	39
Number Responding	23	27	28
% Responding	27.5%	67.5%	71.8%
Continuing Education			
# continuing their education	19	21	19
# with difficulties transferring credits	---	1	1
Prepared graduate for continued education (scale of 1-10)	8.80	8.75	8.71
Employment			
Employed full-time	62.5%(10)	55.6% (10)	45.0% (9)
Employed part-time	31.3%(5)	38.9% (7)	50.0% (10)
Unemployed but seeking	6.3%(1)	5.6% (1)	5.0% (1)
Not seeking	---	8	7
Other	---	1	1
% working in job related to education	26.7%	35.3%	26.4%
Prepared graduate for performing job (scale of 1-10)	---	--	--
Other			
% who met their educational goals at OCCC	100%	100%	--
% 1 st in family to earn a degree	47.8%	40.7%	46.4%
% who volunteer in their community	25.0%	20.0%	--
Extent to which OCCC is open to diversity (scale of 1-10)	--	9.22	9.52
Overall satisfied with OCCC (scale of 1-10)	9.00	9.26	9.18
% Would recommend OCCC to another person	95.7%	100%	100%

Speech Language Pathology Assistant - AAS

	2015	2016
Number Surveyed	15	14
Number Responding	12	14
% Responding	80.0%	100%
Continuing Education		
# continuing their education	3	0
# with difficulties transferring credits	0	--
Prepared graduate for continued education (scale of 1-10)	--	--
Employment		
Employed full-time	90.0% (9)	85.7% (12)
Employed part-time	10.0% (1)	14.3% (2)
Unemployed but seeking	--	--
Not seeking	2	--
Other	--	--
% working in job related to education	70.0%	78.5%
Prepared graduate for performing job (scale of 1-10)	--	9.64
Other		
% who met their educational goals at OCCC	--	--
% 1 st in family to earn a degree	41.7%	38.5%
% who volunteer in their community	--	--
Extent to which OCCC is open to diversity (scale of 1-10)	9.50	9.33
Overall satisfied with OCCC (scale of 1-10)	9.25	9.15
% Would recommend OCCC to another person	100%	100%

Appendix C

Jobs and Company Names by Program

Jobs are listed for graduates who indicated their job was directly or somewhat directly related to their major. If a graduate received an AAS and one or more certificates in the same field, their employment was reported solely within their AAS program. If a nurse had a double major of diversified studies and nursing, this individual's employment was recorded within the nursing program. Please keep in mind that some graduates may have been employed prior to enrolling and/or graduating from OCCC. Also, some graduates may hold a reverse degree in which they were attending a 4-year educational institution and OCCC contacted them to transfer their credits back to OCCC to obtain a degree. The numbers in parentheses after the job titles are the number of graduates who were hired in this position.

Art - AA

Job Title	Company
Associate	Michael's Craft Store
DT6 Specialist	Lettering Express
Tutor	OCCC

Accounting - AAS

Job Title	Company
Administrative Assistant	Allegiance Cleaning, L.L.C.
Book keeper	Raychem
Bookkeeper	Dawn Management

Aviation Maintenance Technology – AAS

Job Title	Company
Aircraft Electrician (2)	Tinker Air force Base
Aircraft Mechanic	Tinker Air force Base
Aviation Contractor	L-3 Communications
Aviation Maintenance Technician	AAR OKC
Electrical Equipment Repair Technician	Dept. Of Defense
Mechanic	
Mechanic	Tinker Air force Base

Aviation Maintenance Technology – Certificate

Job Title	Company
A&P Certified Aircraft Mechanic	Tinker Air force Base
Aircraft Mechanic (5)	Tinker Air force Base
Aircraft Mechanic & Electrician	Tinker Air force Base
Aircraft Technician	Hydraulics
Aviation Technician III	Field Aerospace Company

Administrative Office Technology – AAS

Job Title	Company
	Ross Seed Company
Administrative Assistant 1	Oklahoma State Dept. of Health

Admissions Specialist	Northcare
Assistant	OCCC
Financial Service Representative	Arvest Bank
Insurance Producer	State Farm
Teller	Allegiance Credit Union

Administrative Office Technology – Certificate

Job Title	Company
Administrative Assistant 1	Oklahoma State Department of Health
Administrative Assistant	Blake Production Company, Inc.
Tax Preparer	H & R Block

Automotive Technology – AAS

Job Title	Company
Auto Repair Shop Owner	P & Q Auto Services
Auto Technician	Christians Brothers Auto
Automotive Technician	Badmore Satellite
Automotive Technician (2)	
General Motor Technician	Wade Higgins Chevrolet Buick GMC
Technician/Instructor	CNG Specialist LLC / OCCC PDI

Business – AAS

Job Title	Company
Architectural Drafter	Dubbe-Moulder Architects
Accounting Asst.	Healthcare Partners

Business – AS

Job Title	Company
Account Payable Clerk	Sonic
Account Receivable	Bob Moore
Accountant I	Chickasaw Nation
Accounting Assistant	EARC Inc.
Accounting Technician	Oklahoma State Department of Health
Admin. Assistant	Ad Valorem-OTC
Admin. Assistant	Vawter Real Estate
Administrative Assistant	Rose Hill Funeral Home and Memorial Park
Administrative Director	State of Oklahoma
Administrative Programs Officer II	Oklahoma Department of Transportation
Assistant Manager	Forever 21
Assistant Manager	Retail Coy
Bookkeeper	Computer Source Business Services Corporation
Budget & Finance Analyst	Oklahoma Office of Management & Enterprise Services (OMES)
Building & Construction Manager	Big Bills
Cashier	Account Management Resources
Dental Assistant	Dental Depot
General Manager	Raising Crane's

Human Resources Asst.	SES Energy
Indirect Lending Manager	USE Federal Credit Union
Inspector III	Schlumberger
Intern Accountant	TC Burgin CPA
Manager	Action Auto Insurance
Manager	SSM Healthcare
Manager	Ted's Café Escondido
Marketing & Entertainment Assistant	Newcastle Casino
Office Assistant	SR Concrete Inc.
Organization Manager	Dering Safety
Production Planner	Hitachi
Receptionist	Long Term Care Company
Receptionist	Patterson UTI Drilling
Recruiter	US Marine Corps
Risk Management Clerk	Mathis Brothers
Safe Leader (Manager)	Earlf Palace
Sales	Game stop
Secretary	Bulldog Motors
Software Developer	American Fidelity Assurance
Staff Accountant	DWD
Supervisor	Tinker Air force Base
Teller	Mid-First Bank
VP of Employment	CNM Bank

Business – Certificate

Job Title	Company
Admission Specialist	Northcare
Graduation, Employment & Transfer Assistant	OCCC
Medical Coder	McBride Hospital
Medical Coder/Biller (3)	OSC-Orthopedic & Sports Medicine Center

Chemistry - AS

Job Title	Company
Pharmacy Intern	Walmart Pharmacy

Child Development – AA

Job Title	Company
Business Manager	Chesapeake Child Development Center
Childcare Provider	Francis Tuttle CDC
Nanny	Private
Teacher	All About Kids
Teacher	Crossroad Youth & Family Services
Teacher	Educare
Teacher	Primrose Private School

Child Development – AAS

Job Title	Company
Preschool Teacher	Creative Kids Learning Center

Child Development – Certificate

Job Title	Company
Childcare Director	Camelot Child Development Center
Lead Infant Teacher	The Goddard School
Lead Teacher	La Petite Academy
Lead Teacher	Middle Earth Child Development Center
Nursery Teacher	A Step Above Learning Center
Pre-Kindergarten Teacher	Bits of Stardust
Student Worker	OCCC Child Development Center
Teacher	Bella Rose Academy
Teacher	CrossRoads Youth & Family Services
Teacher	Little Broncos Kids Club

Computer Aided Technology – AAS

Job Title	Company
GIS Data Analyst	OG & E

Computer Aided Technology – Certificate

Job Title	Company
Drafting	CP&Y Inc.
Production Manager	Custom Identification Product
Welder	

Computer Network Support – Certificate

Job Title	Company
Desktop Support Specialist	
IT Technician	Santa Fe South Charter Schools
Network Specialist	Oklahoma Farm Bureau
PC Analyst	St Anthony Hospital
Professional Service Manager	Hamshot
Technical Analyst	Dell
Technology Support Specialist	Francis Tuttle Technology Center

Computer Science – AAS

Job Title	Company
Business Assistant Specialist	Tinker Federal Credit Union
Customer Service	Dell EMC
IT Specialist	Works & Land
Samsung Experience Expert	Best Buy
Software Developer	Roundcore Technologies
System Analyst	Integrus Health

Computer Science – AS

Job Title	Company
	Tick Tock
Computer Specialist	Tinker Air force Base
I.T Intern	ACG Materials
I.T Specialist	Univex Corporation

Linux Engineer	
Project Manager	OU IT
Software Engineer	
System Support Technician	City of Norman Municipal Buildings
Tech Support	Chickasaw Nation

Computer Systems Support

Job Title	Company
Business Analyst	PCI
Desktop Support Specialist	Apex Systems
Enterprise Helpdesk Technician	APEX
Help Desk Support Specialist	Dell
I.T Specialist	Santa Fe South High School
Network Specialist	Oklahoma Farm Grants
Repair Agent	Best Buy
System Support Specialist	Dell

Diagnostic Medical Sonography - AAS

Job Title	Company
Ultrasound technologist	Integris
Ultra-sound Tech	VA Hospital
Ultrasound Technologist	Peace Health Hospital
Diagnostic Medical Sonographer	Mercy Hospital

Digital Media Design - AAS

Job Title	Company
Graphic Designer/Photographer	ML Furs

Diversified Studies – AA

Job Title	Company
Accountant	Main Coy Patient Link
Administrative Assistant	OCCC
Assistant of Curator's Asst.	Oklahoma City Memorial Museum
Baby Sitting	Private
Broadcast Communication	News Channel 6 Kauz
Cash Control Specialist	Calibre Home Loans
Cost SVC Header	Hertz
Customer Service Representative	
Digital Video Animation	Nexdot Studio
Disability Examiner	Oklahoma Department of Rehabilitation Services
Graphic Design Specialist	
Intern	OU Athletic Department
Investment Advisor Rep.	
Management Trainee	Enterprise
Manager	
Managerial Associate	OU
Office Assistant/Social Media Manager	Mountainhome Healthcare
Pharmacy Technician	CVS Pharmacy

Research Assistant	Radiant Research
Router	Cox Communications
Substitute Teacher	Moore Public Schools
Supply chain manager	OG & E
Teacher	Big Five Headstart
Teaching Assistant	Gymboree Play & Music
Teller	First Fidelity Bank

Diversified Studies – AS

Job Title	Company
Account Manager	Thunderbird
Accounting	Enterprise
Accounts Payable	Trupay Credit Union
Administrative Assistant	Sooner Hospice
Aquatic & Wellness Coordinator	YMCA
Assistant Technology Director	Chickasha Public Schools
Bank Teller	Arvest Bank
Bank Teller	Credit Union
Business Analyst	State of Oklahoma
Business Consultant	Maywood Apartment
Buyer	CMI Roadbuilding Inc.
Care Giver	Golden Senior Care
Certified Nurse Aid	Glenhaven Assisted Living
Certified Nurse Aide	Featherstone Assisted Living
Certified Nursing Assistant	Autumn Leaves Nursing Home
Certified Occupational Therapist Assistant	Therapitas
Chiropractic Assistant	Doyle Chiropractic
Clerical Assistant	Hertz
Clinical Research Specialist	St Anthony Hospital
Construction	EMT Fire Department
Co-ordination Specialist	Department of Defense
Department Manager	Walmart
Director of HR	Diagnoses Group
EMT Basic	EMSSTAT
Engineer In Training	Grossman & Keith
Estimator/APC	Modular Services Co.
Financial Specialist	Federal Aviation Administration
Graduate Nurse Resident	Integris Baptist Medical Center
Health Supervisor	Paccar Parts Division
Help Desk Representative	OCCC
Human Resources Specialist	Riverwind
Insurance Specialist	Department of Defense
Intern	
Lead Coordinator	Acres Clinical Research
Licensed Practical Nurse	
Licensed Practical Nurse	Associate & Family Practice
Licensed Practical Nurse	Classen Urgent Care Clinic
Licensed Practical Nurse	Lifeline Home Health

Licensed Practical Nurse	Noble Health Care Center
Manager	Golden Phoenix
Manager	La Luna, Newcastle
Manufacturing Engineer Co-op	Terex Corporation
Medical Assistant	Neurogenics
Municipal Accountant II	City of Oklahoma City
Night Auditor	Residence Inn Marriott
Nurse	Children's Rehab, Bethany
Nurse	Mercy Hospital
Nurse Apprentice I	St Anthony's Hospital
Nurse Assistant	Integris Hospital
Nurse Technician (2)	Mercy Hospital
Office Manager	G & S Automotive
Office Manager	Your Care Clinic
On Call Hospice Nurse	Hospice By Loving Care
On the Job Trainer	Caliber Home Loans
Paramedic	
Paramedic Technician	
Pharmacy Technician	OU Children's Hospital
Phlebotomist	Oklahoma Blood Institute
Physical Therapy Tech	Therapy in Motion
Process Consultant	INTEGRIS
Program Coordinator	Hope Community Services Inc.
Program Officer II	Department of Rehab
Receptionist	Brewskey's Bar
Records	Summit Health
Rehabilitation Technician	Integris Hospital
Research Assistant	OSU Department of Botany
Research Assistant	OU Health Sciences
RN	Digestive Disease Specialists Inc.
RN	Integris Medical Center
RN	Kindred Hospital Oklahoma City
RN (3)	Mercy Hospital
RN	Norman Regional Hospital
RN	Nursing Company
RN	Oklahoma City VA Health Care System
RN	OU Children's Hospital
RN	OU Medical Center
RN	Smile Galaxy Pediatric Dentistry
RN	St Anthony Hospital
RN Clinical Education Consultant	Integris Health
RN-Charge Nurse	Parcway Post-Acute Recovery Center
Senior Business Analyst	Tech Mahindra
Senior Customer Service Representative	Farmer's Insurance
Special Education Paraprofessional	Barnard Elementary School
Student Engineer	Oklahoma Department Of Transportation
Surgical Technician	Norman Regional Hospital
Surgical Technologist	Mercy Hospital

System Support Specialist	State of Oklahoma
Teacher L. Dickson High School	
Technical Sales Engineer	Biocide International
Technical Specialist	Oklahoma City County Health Dept.
Top Seller	Bath & Body Works
Urodynamic Specialist	Brighter Health Network (BHN)
Vice President, Operations	BSK Ventures, Inc.
Web Designer	Francis Tuttle Technology Center

Electronics Technician – AAS

Job Title	Company
Electronics Technician	Convergent Integrated Systems (CISCOR)
Electronics Technician	Halliburton
Instrumentation Technician	United States Gypsum Co.
Lab Technician	The Boeing Company
Maintenance Engineer	21c Museum Hotel
Satellite TV Technician	Dish Network
Technician	OG&E

Emergency Medical Science – AAS

Job Title	Company
Firefighter/Paramedic (2)	Edmond Fire Department
Paramedic	Emsstat
Paramedic (2)	Jackson County EMS
Paramedic	Moore County EMS

Emergency Medical Science – Certificate

Job Title	Company
Advanced EMT	EMSA
Advanced Unlicensed Assistant	OU Medical Center
Airman	Tinker Air force Base
Deputy US Marshal	US Marshals Service
EMT (2)	
EMT	Comanche County Memorial Hospital, Lawton
EMT (6)	EMSA
EMT (3)	EMSSTAT
EMT	Fire Medic Group
EMT	Mercy Hospital EMS
EMT	Miller
EMT	Norman Regional Hospital
EMT (2)	Oklahoma City Zoo
EMT (2)	Oklahoma Critical Care Transport
EMT	OU Medical Science
EMT	React EMS
EMT	Remington Park
EMT	Sooner Medical
EMT Basic (2)	EMSA
EMT Basic	Sonia Medical
EMT/Vehicle Service Technician	EMSA

ER Tech	Integris
Firefighter	
Firefighter	Norman Fire Department
Firefighter	Oklahoma State Fire Dept.
Firefighter	Purcell Fire Department
Firefighter/EMT	Turtle Fire Dept.
Lab Instructor	OCCC
Medical Assistant	Moore Primary Care
Mental Health Tech	St Anthony Hospital
Paramedic	EMSSTAT
Paramedic	Mercy Regional EMS
Paramedic	React EMS
Teacher	Mid-Del Schools

Engineering – AS

Job Title	Company
Internship	Tinker Air force Base
Lab Assistant/Tutor	OCCC
Material Handler	International Environmental Corp.
Structural Drafter	Wallace

Enterprise Communication Systems - AAS

Job Title	Company
Premise Technician	AT & T
Senior Analyst	Dell

Film and Video Production – AA

Job Title	Company
Contract Screenwriter	Life Church
Notes PA	Pilgrim Studios
Production Assistant	Channel 9 News
Video Media Technician	Moore Norman Technology Center
Videographer	Repreza Media

Graphic Communications – AAS

Job Title	Company
Communications Specialist II	Oklahoma State Regents for Higher Education
Graphic Artist	Sugar Creek Casino
Graphic Designer	
Prepress Technician	Teleflora

History - AA

Job Title	Company
Learning & Engagement Asst.	Oklahoma City Museum of Art

Humanities - AA

Job Title	Company
Circulation Clerk	Moore Public Library
Teacher	Roosevelt Middle School

Journalism and Broadcasting – AA

Job Title	Company
County Commissioner	Oklahoma County
Financial Aid Counselor I	Oklahoma City University
Personal Assistant	Farmer's Insurance
Production Assistant	OU

Liberal Studies – AA

Job Title	Company
PRN	Norman Regional Hospital

Mathematics – AS

Job Title	Company
Engineering Lab Assistant	OCCC

Management – AAS

Job Title	Company
Account Manager	Construction Company
Administrative Assistant	United Engines

Medical Assistant – AAS

Job Title	Company
Certified Medical Assistant	Mercy Clinic Primary Care-Edmond Memorial
Medical Assistant	Just Kids Pediatrics
Medical Assistant	OU Physician

Network Technology – AAS

Job Title	Company
Network Engineer	Dell
Senior Enterprise Engineer	Dell

Nursing – AAS

Job Title	Company
Acute Care RN	McBride Orthopedic Hospital
Adult Surgical Oncology	OU Medical Center
Case Manager	
Charge Nurse	Davita Yukon Dialysis Center
Clinical Supervisor	Mays Home Health

Director of Nursing	
ER Nurse	Southwest Integris Medical Center
ER RN	OU Medical Center
Nurse	Integris Southwest Medical Center
Nurse Liaison	Faith Hospice
Nurse Navigator	OU Medical Center
Oncology Nurse	Norman Regional Hospital
RN (10)	
RN (4)	Alliance Health Midwest City
RN	Ambulatory Surgery Hospital
RN	Children's Hospital
RN	Children's Rehabilitation Hospital in Bethany
RN	Crystal Hospital
RN	Epworth Villa
RN	German Center
RN	Grady Memorial Hospital
RN	Grady Memorial Hospital
RN	Heart Surgery Hospital
RN	Hillcrest Medical Center
RN (11)	Integris Baptist Medical Center
RN (6)	Integris Southwest Medical Center
RN (5)	McBride Orthopedic Hospital
RN (6)	Mercy Hospital
RN (2)	Methodist Hospital, Dallas
RN (18)	Norman Regional Hospital
RN	Norman Specialty Hospital
RN (7)	Oklahoma Heart Hospital
RN (7)	OU Children
RN (15)	OU Medical Center
RN	OU Medical Center/HCA
RN	Pauls Valley General Hospital
RN	Preferred Pediatric
RN	Red River Youth Academy
RN	Sacred Heart
RN	Select Specialty Hospital
RN (14)	St Anthony Hospital
RN	Sunnyview Hospital
RN	The Children's Center rehabilitation
RN (3)	The Children's Hospital
RN	The Fountains at Canterbury Health Center
RN (3)	VA Hospital
RN	VA Medical Center
RN Consultant	Epworth Villa
RN Floor Nurse	Hillcrest Nursing Center
RN II	Desert Springs Hospital
RN Resident	OU Medical Center

Staff RN	Supplemental Health Agency
Wound Ostomy Nurse	OU Medical Center

Occupational Therapy Assistant – AAS

Job Title	Company
Certified Occupational Therapist Assistant	Grace Living Center
Certified Occupational Therapy Assistant	Human Performance Center
Certified Occupational Therapy Assistant	Moore Public Schools
COTA/L	Sensational Kids
COTA/L & PRN	Norman Regional Hospital
Coupon Manager	EPIC
Occupational Therapy Assistant	Kindred Rehab Care
Occupational Therapy Assistant	Rehab Care
Pediatric Occupational Therapy Assistant	Pediatric Therapy Institute

Pre-Education – AS

Job Title	Company
Bilingual Assistant Teacher	Prairie Queen Elementary School
Day Care Teacher	All About Kids
Nanny	Private
Pre-care Asst.	Hawthorne Elementary Schools

Political Science - AA

Job Title	Company
Admin Assistant	VA Healthcare System

Psychology– AA

Job Title	Company
Assistant Teacher	Educare
Billing Coordinator	Southeastern Oklahoma Family Services
Community Health Worker	Oklahoma City-County Health Department
Hearing Officer	Oklahoma Department of Public Safety
Medical Assistant	Diagnostic Laboratory & Radiology
Mental Health Technician	
Parent Liaison	Oklahoma City Public Schools
Secretary	Moore Public Schools
Special Ed Teacher's Assistant	Coronado Heights Elementary School
Student Enrollment & Testing Assistant	OCCC

Physical Therapist Assistant– AAS

Job Title	Company
Physical Therapist Assistant	HCR ManorCare
Physical Therapist Assistant	McBride Orthopedic Clinic
Physical Therapist Assistant	OU Medical Center
Physical Therapist Assistant (2)	Valir Health
Physical Therapy Assistant	
Physical Therapy Assistant	Physical Therapy Central

Physical Therapy Assistant	Rehab Pro
Physical Therapy Assistant	Rehab Source (Grace Living Center)

Respiratory Care– AAS

Job Title	Company
Respiratory Care Therapist	St Anthony's Hospital
Respiratory Therapist	Children's Hospital
Respiratory Therapist	Integris
Respiratory Therapist	The Children's Hospital

Science– AAS

Job Title	Company
Clinical Research Specialist	Integris
Health Professions Lab Assistant	OCCC
Undergraduate Research Assistant	OU

Science– AS

Job Title	Company
CAN	
EMT Technician	CSL Plasma
Foreman & Extractor	Andrews Honeybess's Ilc.
Lab Technician	Performance Laboratory
Licensed Practical Nurse	The Lakes Health Care Center
Pharmacy Intern	Pharmatica
Pharmacy Tech	Pharmacorr
Pharmacy Technician	CVS Pharmacy
Pharmacy Technician	Walmart Pharmacy
Physical Therapist Assistant	Therapy Emotion

Speech/Language Pathology Assistant– AAS

Job Title	Company
Early Childhood Education Teacher	Edmond Public Schools
Instructional Asst./ Paraprofessional	Bentonville Public Schools
Speech Language Pathology Assistant	Lawton Public Schools
Speech Language Pathology Assistant	McCloud
Speech Language Pathology Assistant	Moore Public Schools
Speech Language Pathology Assistant	Moore Public Schools
Speech Language Pathology Assistant	MPS
Speech Language Pathology Assistant	Norman Public Schools
Speech-Language Pathology Assistant	Anadarko Public School
Speech-Language Pathology Assistant	Calera Public Schools
Speech-Language Pathology Assistant	Mustang Public Schools

Sociology– AA

Job Title	Company
Breast Feeding Peer Counselor	Cleveland County Health Department
Full time Teller	BancFirst
Office Manager	Allegiance Electric & Owner

Spanish– AA

Job Title	Company
Administrative Assistant	OCCC, Capitol Hill Center
Bilingual Teaching Assistant	
Mental Health Technician	Bethany Behavioral Health
Program Assistant	Faithworks of the Inner City

Surgical Technology– AAS

Job Title	Company
Scrub Tech	Oklahoma Heart Hospital South
Surgical Scrub Tech	Integrus Baptist Medical Center
Surgical Technologist	Baptist Medical Center
Surgical Technologist	ICON Hospital
Surgical Technologist	Norman Regional Hospital

Appendix D Survey Instrument

OCCC GRADUATE SURVEY

SECTION A: EDUCATIONAL INFORMATION

Please complete this section if you continued your education. If not, please skip to question 5.

1. What is the name of the college/university you transferred to after graduating from OCCC and your major?

College/University: _____

Major: _____

2. Are you attending

1. Part time (less than 12 credit hours)
 2. Full time (12 hours or more)

3. To what extent are you satisfied with the preparation you received at OCCC in relation to its usefulness in continuing your education? (circle a number)

Very Satisfied										Not Satisfied	
	10	9	8	7	6	5	4	3	2	1	

4. Did you have problems transferring to the college/university indicated above?

- 1 Yes; why? _____
 ___ Credit hours not accepted
 2 No

SECTION B: EMPLOYMENT INFORMATION

5. What best describes your **present** employment status? Please check only one.

- 1 Employed full-time
 2 Employed part-time
 3 Unemployed and seeking work (skip to #10)
 4 Unemployed and not seeking work (skip to #10)
 5 Other – describe: _____
 (skip to #10)

6. Is your **present** occupation related to the degree/certificate you completed at OCCC?

- 1 Yes, directly related
 2 Yes, somewhat related
 3 No (skip to question 9)

7. To what extent are you satisfied with the preparation you received at OCCC in relation to its usefulness in performing your job? (circle a number)

Very Satisfied										Not Satisfied	
	10	9	8	7	6	5	4	3	2	1	

8. What is your job title? _____

Name of company: _____
 May we contact your supervisor? If yes, please complete.

Name of supervisor _____

Telephone number _____

Business address: _____

SECTION C: SUMMARY INFORMATION

9. Did you meet your intended OCCC educational goal?

- 1 Yes
 2 No - please explain: _____

10. Are you the first one in your family to attend and complete college?

- 1 Yes 2 No 3 Don't know

11. Do you currently volunteer in the community?

- 1 Yes; How many hours a month? _____
 2 No

12. To what extent is OCCC open to diversity? (circle a #)

To a Great Extent										To No Extent	
	10	9	8	7	6	5	4	3	2	1	

13. Are you interested in taking more courses at OCCC?

- 1 Yes; what courses? _____
 2 No
 3. Not sure

14. What is your overall level of satisfaction with your OCCC educational experience? (circle a number)

Very Satisfied										Not Satisfied	
	10	9	8	7	6	5	4	3	2	1	

15. Would you recommend OCCC to a friend?

- 1 Yes 2 No

16. Please comment on the OCCC degree/certificate you completed and/or services you received.

FY2016 Graduate Survey

