



OKLAHOMA CITY COMMUNITY COLLEGE

Report on the FY 2015 Graduate Survey 6-Months After Graduation

This report provides graduate survey information for AAS/Certification, AS/AA Majors
Students graduated in the Summer, Fall, and Spring Semesters

**Prepared by
Office of Institutional Effectiveness
July 2016**

Table of Contents

Introduction	5
Methodology	5
Limitations	5
Response Rate	6
Results	6
Continuing Education	6
Additional Information	7
Employment Information	8
Conclusions	9

APPENDICES

Appendix A: Question Details by Total, AAS/Certificate, and AA/AS	13
Appendix B: Program Details for Programs with 10 or More Completed Surveys	21
Appendix C: Jobs and Company Names by Program	49
Appendix D: Survey Instrument	63

Graduate Survey Results

INTRODUCTION

Each year OCCC graduates are surveyed to determine if they are working in the field or transferred to another educational institution. The survey also asks questions about their satisfaction with their educational experience as well as other information. The summary of data is reported below with the details provided in Appendix A. Programs with ten or more respondents are reported in Appendix B. Twenty-six programs had 10 or more completed surveys. Appendix C lists the job titles and company names of those graduates working in a job related to their education. All survey comments were sent to the Deans of each division and the Acting Vice President of Academic Affairs.

METHODOLOGY

In early summer of FY2015, the previous Summer and Fall graduates (2014) were mailed a cover letter, a survey instrument, and a return envelope requesting them to complete the graduate survey. Non-respondents were sent an email with a link to the survey located on the College's homepage. A follow-up postcard was mailed to each graduate asking them to complete the survey on the web page. Two weeks later, student telephone callers begin telephoning each graduate who had not responded to the survey. After completing at least eight attempts at contacting the graduate, the information of those graduates who had not responded was sent to a local company to complete additional telephoning.

In December of 2015, a mailing was sent to Spring 2015 graduates. This mailing included a Christmas card signed by the faculty of the graduate's program, a cover letter, the survey instrument, and a return envelope. After this mailing, the same process was used as was completed with the Summer/Fall graduates. Through this extended effort, there was 58.4% of the surveys completed.

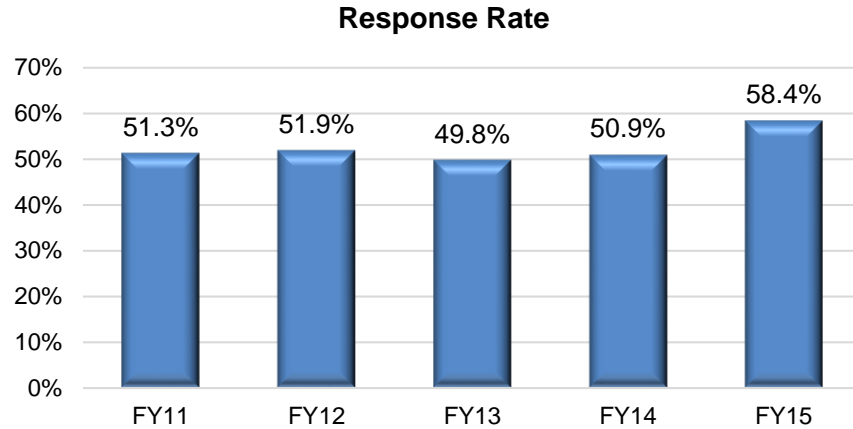
LIMITATIONS

One limitation of the survey could be that graduates who are unhappy with their current situation. They may not have found a job or an unexpected life experience interrupted their educational or work goal, and therefore the graduate would choose to not answer the survey.

Another limitation is that many people change their phone numbers, emails, and addresses which makes it difficult to track them.

RESPONSE RATES

The results of this document are based on the number of surveys completed. Therefore, there is some duplication as some students completed more than one degree or certificate. The duplicate response rate was 58.4% of the 2,184 degrees and certificates awarded or 1,277 surveys completed.



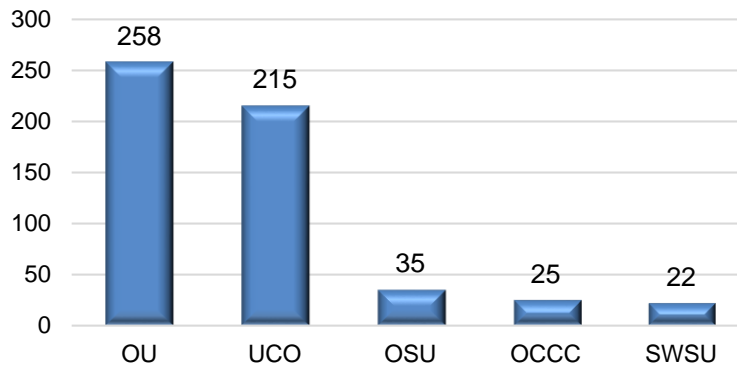
RESULTS

A summary of the results of the survey are identified within the next few pages. As can be seen by this data the level of satisfaction with the College experience was above an 8.50 on a ten-point scale. The detailed responses for each question with two years of data by Totals, AAS/Certificate and AA/AS are in Appendix A. Some of the degree results provided a sufficient amount of data to be included in this report which is included in Appendix B. Another important characteristic of the survey was asking the graduates if they had a job related to their educational training they received at the college. All of the job titles and company names of those graduates working in a job related to their education are in Appendix C. The information in Appendix C is provided by degree or certificate.

Continuing Education

Fifty-five percent of the respondents continued their education. (See Q1) The top majors of graduates enrolled in education after receiving their degree or certificate from OCCC included nursing, business, science, engineering, computers, psychology and education. Those attending college were primarily full-time (78.6%). (See Q2) On a ten-point scale with 1 being not satisfied and 10 being very satisfied the overall level of satisfaction of graduates who indicated OCCC prepared them for their continuing education was 8.62. (See Q3) Twenty-four (3.4%) of the 702 graduates who attended college had difficulty transferring their credits. (See Q4) The top five transfer colleges remains consistent with previous years. (See Q1)

Top Five Transfer Colleges



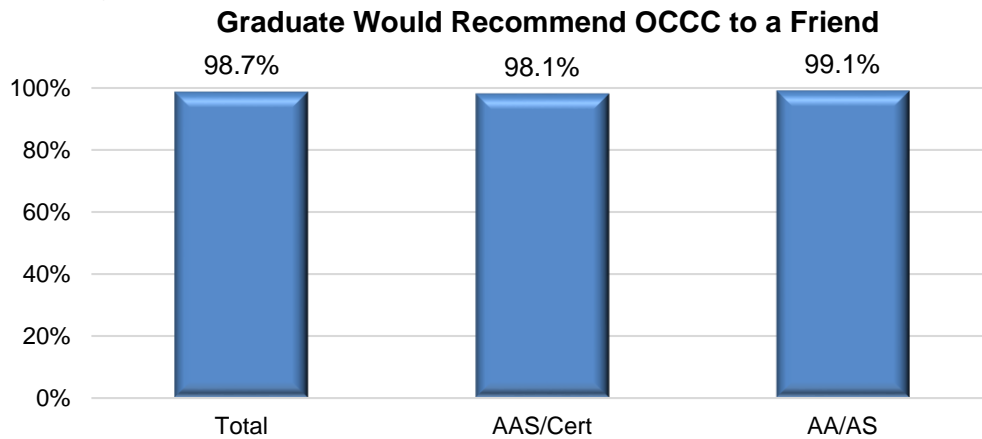
Additional Information

Almost all (95.4%) of the graduates met their intended goal at OCCC. (See Q10) Thirty-four percent of the graduates were the first in their family to graduate (See Q11), and 28% volunteered in the community. (See Q12)

Historically graduates were asked “to what extent did your OCCC educational experience improve your perspective of other cultures?” Unfortunately, graduates oftentimes did not respond to this question because they indicated they already had exposure to other cultures and therefore the College did not change their perspective. This question has since been changed for the FY2015 graduate survey to read “To what extent is OCCC open to diversity?” The results of this question indicated an average rating of 9.12 on a ten-point scale. (See Q13)

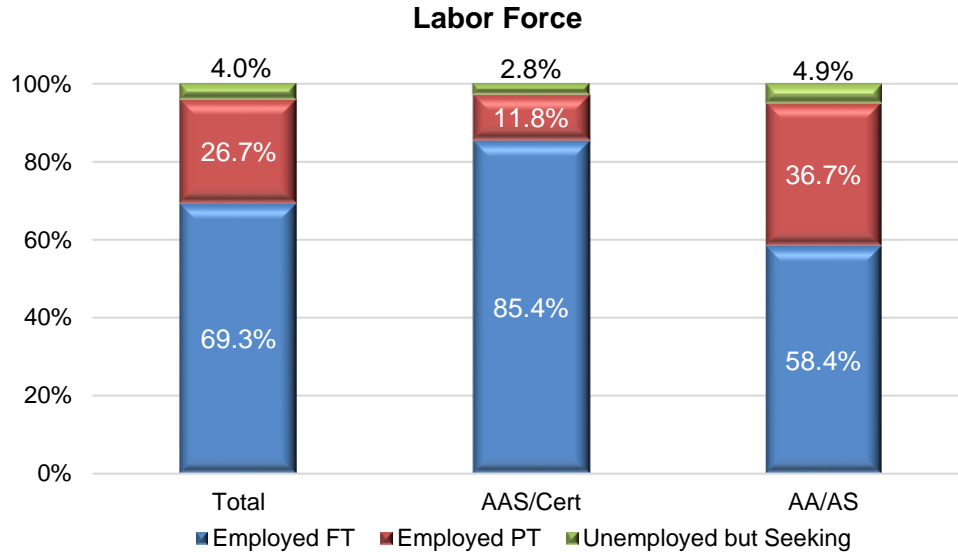
Forty-two percent of the respondents were interested in taking more courses from the College. Some examples of these courses identified by the graduates were foreign language, science, nursing, business, and physics. A summary list of these courses is provided on page 18.

The graduates' overall satisfaction with their educational experience at OCCC was 8.86 on a 10-point scale with 10 being very satisfied and 1 being not satisfied. (See Q15) The significant portion of the graduates would recommend OCCC to a friend as can be seen in the graph below. (See Q16)



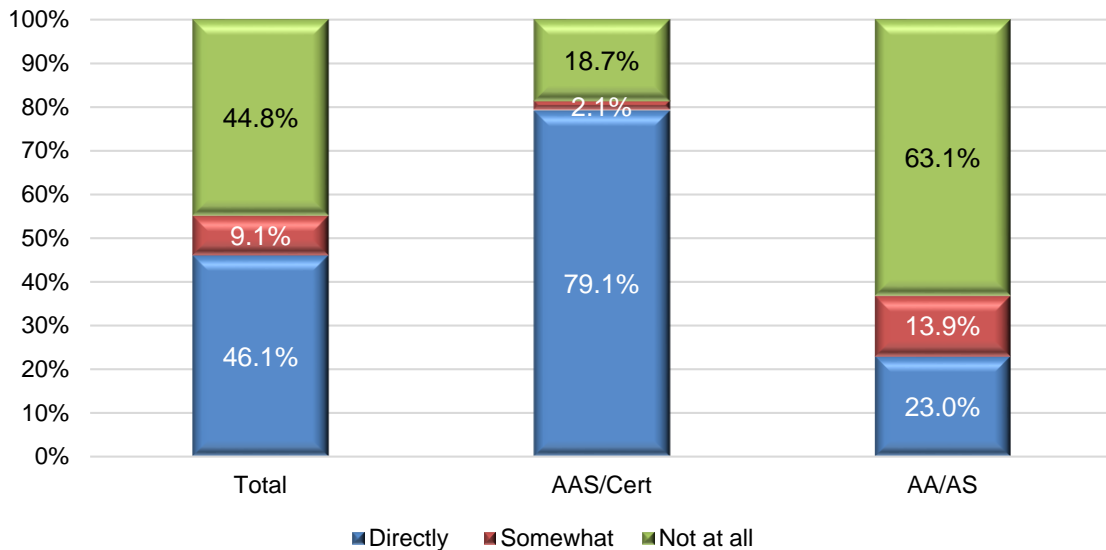
Employment Information

Employment is measured by analyzing those that are employed and those that are unemployed who are seeking employment. Ninety-six percent of the respondents were employed. (See Q8) As expected, there were more graduates with the AA/AS degree that are working part-time because many of these graduates are attending a university/college full-time while the AAS graduates have a “terminal” degree and are interested in obtaining a full-time position.



There were 175 surveys indicating unemployed and not seeking employment. Seventy-eight percent of these graduates were within the AA/AS degree categories. (See Q 5) On a ten-point scale with 10 = very satisfied and 1 = not satisfied, the overall level of satisfaction of graduates who indicated OCCC prepared them for their job was 8.68. (See Q7) More than half of the graduates' jobs (55.2%) were related to the education they received at OCCC. (See Q6)

Employment Related to OCCC Education



Comments

Students also had an opportunity to comment on their education. The vast majority of the comments were positive. Below is a small sample.

- All my instructors were available when I needed help. And, all departments were helpful anytime I asked for help.
- Good program for the vast diversity of skills required for the wide spectrum of career choices.
- I became the man I am because of people like [faculty and student services names mentioned] saw something in me and asked why I wasn't achieving already.
- I loved OCCC, wish I could do all four years there. I loved the staff, very helpful.
- I loved the professors in every class. I miss how personal the attention and lectures were compared to the university now.
- I thoroughly enjoyed my experience at OCCC, and the level of education I received. The professors were all great.
- I wish OCCC was a four-year Institution.
- It is a good place to start a degree.
- It was a good program. I got in and out quickly, and I was able to get a job.
- My professors were well educated in the field they taught and were all willing to go extra mile to ensure the students understood the curriculum.
- OCCC cares about their students more than the school I am currently attending.
- OCCC is a good place to study, and it is very helpful especially the small class sizes and their labs.
- OCCC provides a great foundation for students who wish to transfer to a four-year college.

- The degree has opened so many doors for me. I am so excited about my future.
- They really work with you at OCCC. Smaller class size is amazing. It's very individualized.

CONCLUSIONS

This year was a stellar year for a response rate of all of the surveys. The multi-pronged approach to obtain responses was rewarded. The Associate of Science and Associate of Arts results continue to be significantly different than the Associate of Applied Science and Certificates. These differences were to be expected as the AS and AA graduates generally continue their education while the AAS and certificate graduates join the workforce. As the AS and AA graduates continue their education their employment is generally part-time and unrelated to their degree which is just the opposite of the AAS and certificate graduates.

This was the first year we used the new terminology for diversity on campus. The question asks "to what extent is OCCC open to diversity?" This new question was much easier for the graduates to understand and the rating was a 9.12 on a 10-point scale.

All of the surveys reflected positive responses to the overall educational experience at OCCC and 98.1% of the surveys indicated that the respondent would recommend OCCC to a friend. Finally, the comments were overwhelmingly positive with graduates recognizing the impact College had on their success.

APPENDICES

Appendix A
Question Details by Total, AAS/Certificate, and AA/AS

SURVEYS COMPLETED

	Year	Total	AAS & Certificates	AA/AS
Total Number of Surveys	2014	2,055	782	1273
Total Number Completed	2014	1,047	408	639
Response Rate	2014	50.9%	52.2%	50.2%
Total Number of Surveys	2015	2184	773	1411
Total Number Completed	2015	1277	481	796
Response Rate	2015	58.4%	62.2%	56.4%

SECTION A: EDUCATIONAL INFORMATION

1. Did you continue your education?

Year	#	# Enrolled	% Enrolled
2014	936	582	62.2%
2015	1277	702	55.0%

Top Institutions

Name of Institution	Number	
	2014	2015
University of Oklahoma	158	258
University of Central Oklahoma	188	215
Oklahoma State University	42	35
Oklahoma City Community College	23	25
Southwest Oklahoma State University	22	22

Top Majors in advanced degrees

Program	Number	
	2014	2015
Business	54	86
Nursing	11	81
Science	--	74
Engineering		59
Computers	--	53
Psychology	26	41
Education	16	38

2. Are you attending:

	Year	Total % (#)	AAS/Cert % (#)	AA/AS % (#)
Part time (less than 12 credit hours)	2014	25.6% (130)	28.6% (22)	25.1% (108)
	2015	33.8% (222)	39.8% (43)	32.6% (179)
Full time (12 hours or more)	2014	74.4% (377)	71.4% (55)	74.9% (322)
	2015	66.2% (435)	60.2% (65)	67.4% (370)

3. To what extent are you satisfied with the preparation you received at OCCC in relation to its usefulness in continuing your education?

	Year	Total	AAS/Cert	AA/AS
Average	2014	8.79	8.65	8.81
Average	2015	8.62	8.29	8.69

Scale of 1-10 with 1 = Not Satisfied and 10 = Very Satisfied

4. Did you have problems transferring to the college/university indicated above?

	Year	Total % (#)	AAS/Cert % (#)	AA/AS % (#)
No	2014	95.7% (536)	95.5% (85)	95.8% (451)
	2015	93.5% (638)	95.5% (107)	93.2% (531)
Yes	2014	4.3% (24)	4.5% (4)	4.2% (20)
	2015	6.5% (44)	4.5% (5)	6.8% (39)

SECTION B: EMPLOYMENT INFORMATION

5. What best describes your *present* employment status? **Please check only one.**

	Year	Total		AAS/Cert		AA/AS	
		%	#	%	#	%	#
Employed full-time	2014	70.2%	626	84.9%	327	59.0%	299
	2015	69.3%	740	85.4%	368	58.4%	372
Employed part-time	2014	23.5%	210	9.4%	36	34.3%	174
	2015	26.7%	285	11.8%	51	36.7%	234
Unemployed and seeking work	2014	6.3%	56	5.7%	22	6.7%	34
	2015	4.0%	43	2.8%	12	4.9%	31

		Total	AAS Cert	AA AS
Unemployed and not seeking work	2014	124	18	106
	2015	175	38	137
Other	2014	27	5	22
	2015	32	12	20

6. Is your **present** occupation related to the degree/certificate you completed at OCCC?

	Year	Total	AAS/Cert	AA/AS
		% (#)	% (#)	% (#)
Yes, directly related	2014	47.6% (396)	82.5% (298)	20.8% (98)
	2015	46.1% (473)	79.1% (334)	23.0% (139)
Yes, somewhat related	2014	10.5% (87)	3.9% (14)	15.5% (73)
	2015	9.1% (93)	2.1% (9)	13.9% (84)
No	2014	41.9% (349)	13.6% (49)	63.7% (300)
	2015	44.8% (461)	18.7% (79)	63.1% (382)

7. To what extent are you satisfied with the preparation you received at OCCC in relation to its usefulness in performing your job?

	Year	Total	AAS/Cert	AA/AS
Average	2014	8.78	8.85	8.66
Average	2015	8.68	8.76	8.56

Scale of 1-10 with 1 = Not Satisfied and 10 = Very Satisfied

8. What are your Job Title and Place of Work? Please see Appendix C for this information.

9. If your current “primary field of employment” is not related to the degree/certificate you completed at our college, please check the one reason which applies.

	Year	Total	AAS/Cert	AA/AS
		#	#	#
Transferred to a four-year college	2014	67	0	67
	2015	47	2	45
Not sufficiently qualified for a job in my field	2014	18	4	14
	2015	19	1	18
Preferred to work in another field	2014	5	1	4
	2015	3	--	3
Found a better paying job in another field	2014	8	1	7
	2015	8	4	4
Could not find a job in my field	2014	6	3	3
	2015	11	4	7

	Year	Total	AAS/Cert	AA/AS
		#	#	#
Worked previously in field of preparation, but changed	2014	--	--	--
	2015	1	1	--
Other	2014	25	7	18
	2015	25	4	21

SECTION C: SUMMARY INFORMATION

10. Did you meet your intended goal at OCCC?

	Year	Total	AAS/Cert	AA/AS
		% (#)	% (#)	% (#)
Yes	2014	96.3% (343)	96.5% (136)	96.3% (207)
	2015	95.4% (370)	96.2% (150)	94.8% (220)
No	2014	3.7% (13)	3.5% (5)	3.7% (8)
	2015	4.6% (18)	3.8% (6)	5.2% (12)

11. Are you the first one in your family to graduate with a degree?

	Year	Total	AAS/Cert	AA/AS
		#	#	#
Yes	2014	394	154	240
	2015	427	154	273
No	2014	640	249	391
	2015	824	315	509
Don't know	2014	7	2	5
	2015	15	8	7

12. Do you currently volunteer in the community?

	Year	Total	AAS/Cert	AA/AS
		% (#)	% (#)	% (#)
Yes	2014	29.1% (103)	29.8% (42)	28.6% (61)
	2015	27.7% (107)	25.3% (39)	29.3% (68)
No	2014	70.9% (251)	70.2% (99)	71.4% (152)
	2015	72.3% (279)	74.7% (115)	70.7% (164)

13. To what extent is OCCC open to diversity?

	Year	Total	AAS/Cert	AA/AS
Average	2015	9.12	9.07	9.16

Scale of 1-10 with 10 = To a great extent and 1 = To no extent

14. Are you interested in taking more courses at OCCC?

	Year	Total	AAS/Cert	AA/AS
		% (#)	% (#)	% (#)
Yes	2014	41.9% (147)	41.0% (57)	42.5% (90)
	2015	41.7% (158)	40.0% (60)	42.8% (98)
No	2014	58.1% (204)	59.0% (82)	57.5% (122)
	2015	58.3% (221)	60.0% (90)	57.2% (131)

Courses identified by 3 or more

Courses	#	Courses	#
Foreign Language (5), Spanish (9), French (3), German (1)	18	Calculus and Analytic Geometry I	3
Science	14	Humanities	3
Nursing	9	Engineering	3
Business	9	Physiology	3
Physics	7	Programming	3
Computer	5	Sociology	3
EMT/Paramedic	5	Statistics	3
Education	4		

15. What is your overall level of satisfaction with your OCCC educational experience?

	Year	Total	AAS/Cert	AA/AS
Average	2014	8.97	8.90	9.02
Average	2015	8.86	8.79	8.90

Scale of 1-10 with 1 = Not Satisfied and 10 = Very Satisfied

16. Would you recommend OCCC to a friend?

	Year	Total	AAS/Cert	AA/AS
		% (#)	% (#)	% (#)
Yes	2014	98.1% (1,015)	98.0% (396)	98.1% (619)
	2015	98.7% (1247)	98.1% (467)	99.1% (780)
No	2014	1.9% (20)	2.0% (8)	1.9% (12)
	2015	1.3% (16)	1.9% (9)	0.9% (7)

Appendix B

Program Details for Programs with 10 or More Completed Surveys

This portion of the document provides graduate survey information by degrees/certificates. Fiscal years are defined as the Summer, Fall and Spring semesters, i.e., Summer semester of 2014, Fall semester of 2014 and Spring semester of 2015 is included in the FY2015. In addition:

1. Each program includes responses from at least 10 graduates.
2. All questions asking the students to rate their satisfaction must have 10 responses.
3. The number located within parentheses is the number of graduates responding to the question.

List of Programs Found in the Following Tables

	Total	#	%
		Resp.	Resp.
Administrative Office Technician	13	10	76.9%
Airframe and PowerPlant Mechanic - Cert	41	21	51.2%
Business – AS	139	88	63.3%
Child Development - Cert	25	18	72.0%
Computer Aided Technology - Cert	29	19	65.5%
Computer Networking Support – Cert	25	14	56.0%
Computer Science - AAS	30	18	60.0%
Computer Science - AS	26	10	38.5%
Computer Systems Support – Cert	38	20	52.6%
Cyber Information Security - Cert	20	12	60.0%
Diversified Studies – AA	176	85	48.3%
Diversified Studies – AS	661	375	56.7%
Emergency Medical Sciences – AAS	25	16	64.0%
Emergency Medical Sciences – Cert	111	57	51.4%
Engineering - AS	52	29	55.8%
Journalism and Broadcasting - AA	23	15	65.2%
Liberal Studies - AA	32	17	53.1%
Mathematics - AS	19	15	78.9%
Nursing – AAS	181	122	67.4%
Occupational Therapist Assistant – AAS	20	15	75.0%
Physical Therapist Assistant – AAS	21	17	81.0%
Psychology – AA	84	46	54.8%
Respiratory Care Therapist – AAS 13	21	14	66.7%
Science - AS	67	43	64.2%
Sociology – AA	40	27	67.5%
Speech Language Pathology Assistant - AAS	15	12	80.0%

AAS = Associate in Applied Science, Cert = Certificate, AA = Associate in Arts, AS = Associate in Science

Administrative Office Technician - AAS

	2015
Number Surveyed	13
Number Responding	10
% Responding	76.9%
Continuing Education	
Attending College	20.0%
# of Difficulties with Credit transfer	--
Prepared graduate for continued education (scale of 1-10)	--
Employment	
Employed full-time	75.0% (6)
Employed part-time	25.0% (2)
Unemployed but seeking	--
Not seeking	1
Other	1
% working in job related to education	--
Prepared graduate for performing job (scale of 1-10)	--
Other	
% who met their educational goals at OCCC	--
% 1 st in family to earn a degree	30.0%
% who volunteer in their community	--
Extent to which OCCC is open to diversity (scale of 1-10)	9.50
Overall satisfied with OCCC (scale of 1-10)	9.50
% Would recommend OCCC to another person	90.0%

Airframe and PowerPlant Mechanics – CERT

	2014	2015
Number Surveyed	60	41
Number Responding	24	21
% Responding	40.0%	51.2%
Continuing Education		
Attending College	8.3%	4.8%
# of Difficulties with Credit transfer	--	--
Prepared graduate for continued education (scale of 1-10)	--	--
Employment		
Employed full-time	95.7%(22)	100% (19)
Employed part-time	4.3% (1)	--
Unemployed but seeking	---	--
Not seeking	---	--
Other	1	2
% working in job related to education	95.7%	68.4%
Prepared graduate for performing job (scale of 1-10)	8.71	8.50
Other		
% who met their educational goals at OCCC	100%	--
% 1 st in family to earn a degree	33.3%	33.3%
% who volunteer in their community	20.0%	--
Extent to which OCCC is open to diversity (scale of 1-10)	--	9.25
Overall satisfied with OCCC (scale of 1-10)	9.08	8.62
% Would recommend OCCC to another person	100%	100%

Business – AS

	2014	2015
Number Surveyed	140	139
Number Responding	70	88
% Responding	50.0%	63.3%
Continuing Education		
Attending College	83.8%	79.5%
# of Difficulties with Credit transfer	---	5
Prepared graduate for continued education (1-10 scale)	9.09	8.67
Employment		
Employed full-time	61.0% (36)	58.1% (43)
Employed part-time	30.5% (18)	36.5% (27)
Unemployed but seeking	8.5% (5)	5.4% (4)
Not seeking	9	10
Other	2	4
% working in job related to education	51.8%	43.4%
Prepared graduate for performing job (1-10 scale)	---	8.68
Other		
% who met their educational goals at OCCC	100%	38.6%
% 1 st in family to earn a degree	41.4%	38.6%
% who volunteer in their community	29.4%	25.9%
Extent to which OCCC is open to diversity (scale of 1-10)	--	9.22
Overall satisfied with OCCC (1-10 scale)	9.27	8.82
% Would recommend OCCC to another person	100%	100%

Child Development – Cert

	2015
Number Surveyed	25
Number Responding	18
% Responding	72.0%
Continuing Education	
Attending College	44.4%
# of Difficulties with Credit transfer	1
Prepared graduate for continued education (scale of 1-10)	--
Employment	
Employed full-time	68.8% (11)
Employed part-time	25.0% (4)
Unemployed but seeking	6.3% (1)
Not seeking	2
Other	--
% working in job related to education	86.7%
Prepared graduate for performing job (scale of 1-10)	9.17
Other	
% who met their educational goals at OCCC	--
% 1 st in family to earn a degree	66.7%
% who volunteer in their community	--
Extent to which OCCC is open to diversity (scale of 1-10)	9.39
Overall satisfied with OCCC (scale of 1-10)	9.00
% Would recommend OCCC to another person	100%

Computer Aided Technology - Cert

	2015
Number Surveyed	29
Number Responding	19
% Responding	65.5%
Continuing Education	
Attending College	36.8%
# of Difficulties with Credit transfer	0
Prepared graduate for continued education (scale of 1-10)	--
Employment	
Employed full-time	50.0% (6)
Employed part-time	16.7% (2)
Unemployed but seeking	33.3% (4)
Not seeking	5
Other	2
% working in job related to education	--
Prepared graduate for performing job (scale of 1-10)	--
Other	
% who met their educational goals at OCCC	--
% 1 st in family to earn a degree	31.6%
% who volunteer in their community	--
Extent to which OCCC is open to diversity (scale of 1-10)	9.16
Overall satisfied with OCCC (scale of 1-10)	8.47
% Would recommend OCCC to another person	100%

Computer Networking Support – CERT

	2014	2015
Number Surveyed	20	25
Number Responding	11	14
% Responding	55.0%	56.0%
Continuing Education		
Attending College	18.2%	28.6%
# of Difficulties with Credit transfer	---	--
Prepared graduate for continued education (scale of 1-10)	---	--
Employment		
Employed full-time	90.0% (9)	91.7% (11)
Employed part-time	10.0% (1)	8.3% (1)
Unemployed but seeking	---	--
Not seeking	1	1
Other	---	1
% working in job related to education	70.0%	69.2%
Prepared graduate for performing job (scale of 1-10)	---	--
Other		
% who met their educational goals at OCCC	100%	--
% 1 st in family to earn a degree	27.3%	53.8%
% who volunteer in their community	---	--
Extent to which OCCC is open to diversity (scale of 1-10)	--	8.92
Overall satisfied with OCCC (scale of 1-10)	8.36	8.31
% Would recommend OCCC to another person	90.9%	100%

Computer Science AAS

	2015
Number Surveyed	30
Number Responding	18
% Responding	60.0%
Continuing Education	
Attending College	16.7%
# of Difficulties with Credit transfer	--
Prepared graduate for continued education (scale of 1-10)	--
Employment	
Employed full-time	85.7% (12)
Employed part-time	14.3% (2)
Unemployed but seeking	--
Not seeking	3
Other	1
% working in job related to education	60.0%
Prepared graduate for performing job (scale of 1-10)	--
Other	
% who met their educational goals at OCCC	--
% 1 st in family to earn a degree	33.3%
% who volunteer in their community	--
Extent to which OCCC is open to diversity (scale of 1-10)	9.44
Overall satisfied with OCCC (scale of 1-10)	9.39
% Would recommend OCCC to another person	100%

Computer Science – AS

	2015
Number Surveyed	26
Number Responding	10
% Responding	38.5%
Continuing Education	
Attending College	80.0%
# of Difficulties with Credit transfer	--
Prepared graduate for continued education (scale of 1-10)	--
Employment	
Employed full-time	77.8% (7)
Employed part-time	11.1% (1)
Unemployed but seeking	11.1% (1)
Not seeking	1
Other	--
% working in job related to education	--
Prepared graduate for performing job (scale of 1-10)	--
Other	
% who met their educational goals at OCCC	--
% 1 st in family to earn a degree	40.0%
% who volunteer in their community	--
Extent to which OCCC is open to diversity (scale of 1-10)	--
Overall satisfied with OCCC (scale of 1-10)	8.20
% Would recommend OCCC to another person	100%

Computer Systems Support– CERT

	2014	2015
Number Surveyed	18	38
Number Responding	10	20
% Responding	55.6%	52.6%
Continuing Education		
Attending College	20.0%	20.0%
# of Difficulties with Credit transfer	---	--
Prepared graduate for continued education (scale of 1-10)	---	--
Employment		
Employed full-time	50.0%(4)	77.8% (14)
Employed part-time	25.0%(2)	16.7% (3)
Unemployed but seeking	25.0%(2)	5.6% (1)
Not seeking	2	1
Other	--	2
% working in job related to education	88.3%	64.7%
Prepared graduate for performing job (scale of 1-10)	---	8.40
Other		
% who met their educational goals at OCCC	75.0%	--
% 1 st in family to earn a degree	40.0%	47.4%
% who volunteer in their community	50.0%	--
Extent to which OCCC is open to diversity (scale of 1-10)	--	9.11
Overall satisfied with OCCC (scale of 1-10)	7.80	8.74
% Would recommend OCCC to another person	80.0%	100%

Cyber Information Security – Cert

	2015
Number Surveyed	20
Number Responding	12
% Responding	60.0%
Continuing Education	
Attending College	25.0%
# of Difficulties with Credit transfer	--
Prepared graduate for continued education (scale of 1-10)	--
Employment	
Employed full-time	80.0% (8)
Employed part-time	20.0% (2)
Unemployed but seeking	--
Not seeking	1
Other	1
% working in job related to education	54.6%
Prepared graduate for performing job (scale of 1-10)	--
Other	
% who met their educational goals at OCCC	--
% 1 st in family to earn a degree	41.7%
% who volunteer in their community	--
Extent to which OCCC is open to diversity (scale of 1-10)	9.25
Overall satisfied with OCCC (scale of 1-10)	9.17
% Would recommend OCCC to another person	100%

Diversified Studies – AA

	2014	2015
Number Surveyed	167	176
Number Responding	83	85
% Responding	49.7%	48.3%
Continuing Education		
Attending College	76.3%	78.8%
# of Difficulties with Credit transfer	1	2
Prepared graduate for continued education (1-10 scale)	7.95	8.86
Employment		
Employed full-time	55.2% (37)	55.1% (38)
Employed part-time	41.8% (28)	37.7% (26)
Unemployed but seeking	3.0% (2)	7.2% (5)
Not seeking	22	12
Other	5	4
% working in job related to education	26.1%	27.0%
Prepared graduate for performing job (1-10 scale)	---	9.18
Other		
% who met their educational goals at OCCC	89.3%	96.0%
% 1 st in family to earn a degree	30.1%	29.4%
% who volunteer in their community	25.9%	44.0%
Extent to which OCCC is open to diversity (scale of 1-10)	--	9.28
Overall satisfied with OCCC (1-10 scale)	8.64	9.07
% Would recommend OCCC to another person	95.1%	100%

Diversified Studies – AS

	2014	2015
Number Surveyed	537	661
Number Responding	236	375
% Responding	43.9%	56.7%
Continuing Education		
Attending College	72.6%	66.9%
# of Difficulties with Credit transfer	3	6
Prepared graduate for continued education (1-10 scale)	8.93	8.61
Employment		
Employed full-time	60.0%(129)	63.1% (190)
Employed part-time	30.7%(66)	32.2% (97)
Unemployed but seeking	9.3%(20)	4.7% (14)
Not seeking	41	69
Other	6	4
% working in job related to education	41.2%	41.8%
Prepared graduate for performing job (1-10 scale)	8.78	8.26
Other		
% who met their educational goals at OCCC	94.0%	90.2%
% 1 st in family to earn a degree	36.0%	32.0%
% who volunteer in their community	31.7%	27.2%
Extent to which OCCC is open to diversity (scale of 1-10)	--	9.15
Overall satisfied with OCCC (1-10 scale)	9.00	8.78
% Would recommend OCCC to another person	99.2%	98.4%

Emergency Medical Science - AAS

	2014	2015
Number Surveyed	16	25
Number Responding	10	16
% Responding	62.5%	64.0%
Continuing Education		
Attending College	40.0%	31.3%
# of Difficulties with Credit transfer	---	0
Prepared graduate for continued education (1-10 scale)	---	--
Employment		
Employed full-time	90.0%(9)	85.7% (12)
Employed part-time	--	14.3% (2)
Unemployed but seeking	10.0%(1)	--
Not seeking	---	2
Other	---	--
% working in job related to education	100%	100%
Prepared graduate for performing job (1-10 scale)	---	8.31
Other		
% who met their educational goals at OCCC	100%	--
% 1 st in family to earn a degree	70.0%	25.0%
% who volunteer in their community	---	--
Extent to which OCCC is open to diversity (scale of 1-10)	--	7.88
Overall satisfied with OCCC (1-10 scale)	9.20	8.13
% Would recommend OCCC to another person	100%	93.8%

Emergency Medical Science – Basic - Cert

	2014	2015
Number Surveyed	109	111
Number Responding	50	57
% Responding	45.9%	51.4%
Continuing Education		
Attending College	40.5%	38.6%
# of Difficulties with Credit transfer	---	--
Prepared graduate for continued education (1-10 scale)	8.53	7.95
Employment		
Employed full-time	78.7% (37)	76.6% (36)
Employed part-time	14.9% (7)	21.3% (10)
Unemployed but seeking	6.4% (3)	2.1% (1)
Not seeking	3	9
Other	---	1
% working in job related to education	70.5%	74.5%
Prepared graduate for performing job (1-10 scale)	9.30	8.48
Other		
% who met their educational goals at OCCC	80.0%	85.7%
% 1 st in family to earn a degree	26.0%	17.5%
% who volunteer in their community	40.0%	42.9%
Extent to which OCCC is open to diversity (scale of 1-10)	---	8.47
Overall satisfied with OCCC (1-10 scale)	---	8.04
% Would recommend OCCC to another person	100%	94.7%

Engineering – AS

	2015
Number Surveyed	52
Number Responding	29
% Responding	55.8%
Continuing Education	
Attending College	96.6%
# of Difficulties with Credit transfer	1
Prepared graduate for continued education (scale of 1-10)	8.60
Employment	
Employed full-time	44.0% (11)
Employed part-time	56.0% (14)
Unemployed but seeking	--
Not seeking	4
Other	--
% working in job related to education	48.0%
Prepared graduate for performing job (scale of 1-10)	8.30
Other	
% who met their educational goals at OCCC	--
% 1 st in family to earn a degree	37.9%
% who volunteer in their community	--
Extent to which OCCC is open to diversity (scale of 1-10)	8.72
Overall satisfied with OCCC (scale of 1-10)	8.90
% Would recommend OCCC to another person	100%

Journalism and Broadcasting – AA

	2015
Number Surveyed	23
Number Responding	15
% Responding	65.2%
Continuing Education	
Attending College	66.7%
# of Difficulties with Credit transfer	1
Prepared graduate for continued education (Scale 1-10)	8.80
Employment	
Employed full-time	53.8% (7)
Employed part-time	38.5% (5)
Unemployed but seeking	7.7% (1)
Not seeking	2
Other	--
% working in job related to education	33.4%
Prepared graduate for performing job (Scale is 1-10)	--
Other	
% who met their educational goals at OCCC	--
% 1 st in family to earn a degree	40.0%
% who volunteer in their community	--
Extent to which OCCC is open to diversity (scale of 1-10)	9.00
Overall satisfied with OCCC (Scale is 1-10)	9.33
% Would recommend OCCC to another person	100%

Liberal Studies

	2014	2015
Number Surveyed	24	32
Number Responding	13	17
% Responding	54.2%	53.1%
Continuing Education		
Attending College	61.5%	76.5%
# of Difficulties with Credit transfer	1	0
Prepared graduate for continued education (Scale of 1-10)	8.50	8.54
Employment		
Employed full-time	80.0% (8)	57.1% (8)
Employed part-time	20.0% (2)	42.9% (6)
Unemployed but seeking	--	--
Not seeking	1	3
Other	2	--
% working in job related to education	--	7.1%
Prepared graduate for performing job (Scale of 1-10)	--	--
Other		
% who met their educational goals at OCCC	--	--
% 1 st in family to earn a degree	30.8%	35.3%
% who volunteer in their community	--	--
Extent to which OCCC is open to diversity (scale of 1-10)	--	8.88
Overall satisfied with OCCC (Scale of 1-10)	9.46	9.35
% Would recommend OCCC to another person	100%	100%

Mathematics – AS

	2015
Number Surveyed	19
Number Responding	15
% Responding	78.9%
Continuing Education	
Attending College	86.7%
# of Difficulties with Credit transfer	0
Prepared graduate for continued education (Scale of 1-10)	8.75
Employment	
Employed full-time	50.0% (6)
Employed part-time	50.0% (6)
Unemployed but seeking	--
Not seeking	3
Other	--
% working in job related to education	--
Prepared graduate for performing job (Scale of 1-10)	--
Other	
% who met their educational goals at OCCC	--
% 1 st in family to earn a degree	40.0%
% who volunteer in their community	--
Extent to which OCCC is open to diversity (scale of 1-10)	9.07
Overall satisfied with OCCC (Scale of 1 to 10)	9.13
% Would recommend OCCC to another person	100%

Nursing – AAS

	2014	2015
Number Surveyed	213	181
Number Responding	120	122
% Responding	56.3%	67.4%
Continuing Education		
Attending College	38.3%	24.6%
# of Difficulties with Credit transfer	---	0
Prepared graduate for continued education (1-10 scale)	9.06	8.67
Employment		
Employed full-time	95.8% (114)	96.7% (116)
Employed part-time	2.5% (3)	2.5% (3)
Unemployed but seeking	1.7% (2)	0.8% (1)
Not seeking	1	1
Other	---	1
% working in job related to education	99.1%	99.1%
Prepared graduate for performing job (1-10 scale)	8.92	8.77
Other		
% who met their educational goals at OCCC	100%	100%
% 1 st in family to earn a degree	33.3%	32.5%
% who volunteer in their community	22.6%	20.0%
Extent to which OCCC is open to diversity (scale of 1-10)	--	9.07
Overall satisfied with OCCC (1-10 scale)	9.17	8.96
% Would recommend OCCC to another person	99.2%	97.5%

Occupational Therapist Assistant – AAS

	2014	2015
Number Surveyed	19	20
Number Responding	15	15
% Responding	78.9%	75.0%
Continuing Education		
Attending College	13.3%	--
# of Difficulties with Credit transfer	---	--
Prepared graduate for continued education (scale of 1-10)	---	--
Employment		
Employed full-time	53.3%(8)	73.3% (11)
Employed part-time	40.0%(6)	20.0% (3)
Unemployed but seeking	6.7%(1)	6.7% (1)
Not seeking	---	--
Other	---	--
% working in job related to education	100%	85.7%
Prepared graduate for performing job (scale of 1-10)	8.31	9.10
Other		
% who met their educational goals at OCCC	100%	--
% 1 st in family to earn a degree	53.3%	13.3%
% who volunteer in their community	33.3%	--
Extent to which OCCC is open to diversity (scale of 1-10)	--	9.33
Overall satisfied with OCCC (scale of 1-10)	8.53	9.07
% Would recommend OCCC to another person	100%	100%

Physical Therapist Assistant – AAS

	2014	2015
Number Surveyed	18	21
Number Responding	11	17
% Responding	61.1%	81.0%
Continuing Education		
Attending College	---	--
# of Difficulties with Credit transfer	---	--
Prepared graduate for continued education (scale of 1-10)	---	--
Employment		
Employed full-time	81.8%(9)	94.1% (16)
Employed part-time	9.1%(1)	5.9% (1)
Unemployed but seeking	9.1%(1)	--
Not seeking	---	--
Other	---	--
% working in job related to education	100%	100%
Prepared graduate for performing job (scale of 1-10)	8.70	8.82
Other		
% who met their educational goals at OCCC	87.5%	--
% 1 st in family to earn a degree	45.5%	35.3%
% who volunteer in their community	25.0%	--
Extent to which OCCC is open to diversity (scale of 1-10)	--	9.25
Overall satisfied with OCCC (scale of 1-10)	9.09	9.06
% Would recommend OCCC to another person	100%	100%

Psychology – AA

	2014	2015
Number Surveyed	108	84
Number Responding	51	46
% Responding	47.2%	54.8%
Continuing Education		
Attending College	81.6%	71.7%
# of Difficulties with Credit transfer	1	1
Prepared graduate for continued education (1-10 scale)	8.60	8.20
Employment		
Employed full-time	67.6%(25)	56.3% (18)
Employed part-time	32.4%(12)	43.8% (14)
Unemployed but seeking	---	--
Not seeking	8	12
Other	4	1
% working in job related to education	15.8%	12.5%
Prepared graduate for performing job (1-10 scale)	8.40	9.33
Other		
% who met their educational goals at OCCC	100%	100%
% 1 st in family to earn a degree	51.0%	33.3%
% who volunteer in their community	21.1%	21.1%
Extent to which OCCC is open to diversity (scale of 1-10)	--	9.09
Overall satisfied with OCCC (1-10 scale)	9.06	8.73
% Would recommend OCCC to another person	98.0%	97.8%

Respiratory Care Therapist – AAS

	2014	2015
Number Surveyed	29	21
Number Responding	13	14
% Responding	44.8%	66.7%
Continuing Education		
Attending College	7.7%	14.3%
# of Difficulties with Credit transfer	---	0
Prepared graduate for continued education (scale of 1-10)	---	--
Employment		
Employed full-time	76.9%(10)	85.7% (12)
Employed part-time	15.4%(2)	14.3% (2)
Unemployed but seeking	7.7%(1)	--
Not seeking	--	--
Other	--	--
% working in job related to education	100%	100%
Prepared graduate for performing job (scale of 1-10)	9.30	9.15
Other		
% who met their educational goals at OCCC	100%	--
% 1 st in family to earn a degree	33.3%	35.7%
% who volunteer in their community	---	--
Extent to which OCCC is open to diversity (scale of 1-10)	--	9.29
Overall satisfied with OCCC (scale of 1-10)	8.50	9.14
% Would recommend OCCC to another person	91.7%	100%

Science - AS

	2015
Number Surveyed	67
Number Responding	43
% Responding	64.2%
Continuing Education	
Attending College	81.4%
# of Difficulties with Credit transfer	1
Prepared graduate for continued education (scale 1-10)	8.97
Employment	
Employed full-time	50.0% (17)
Employed part-time	38.2% (13)
Unemployed but seeking	11.8% (4)
Not seeking	7
Other	2
% working in job related to education	30.0%
Prepared graduate for performing job (scale 1-10)	9.56
Other	
% who met their educational goals at OCCC	100%
% 1 st in family to earn a degree	34.9%
% who volunteer in their community	16.7%
Extent to which OCCC is open to diversity (scale 1-10)	9.35
Overall satisfied with OCCC (scale 1-10)	9.23
% Would recommend OCCC to another person	100%

Sociology – AA

	2014	2015
Number Surveyed	40	40
Number Responding	23	27
% Responding	27.5%	67.5%
Continuing Education		
Attending College	87.0%	77.8%
# of Difficulties with Credit transfer	---	1
Prepared graduate for continued education (scale of 1-10)	8.80	8.75
Employment		
Employed full-time	62.5%(10)	55.6% (10)
Employed part-time	31.3%(5)	38.9% (7)
Unemployed but seeking	6.3%(1)	5.6% (1)
Not seeking	---	8
Other	---	1
% working in job related to education	26.7%	35.3%
Prepared graduate for performing job (scale of 1-10)	---	--
Other		
% who met their educational goals at OCCC	100%	100%
% 1 st in family to earn a degree	47.8%	40.7%
% who volunteer in their community	25.0%	20.0%
Extent to which OCCC is open to diversity (scale of 1-10)	--	9.22
Overall satisfied with OCCC (scale of 1-10)	9.00	9.26
% Would recommend OCCC to another person	95.7%	100%

Speech Language Pathology Assistant - AAS

	2015
Number Surveyed	15
Number Responding	12
% Responding	80.0%
Continuing Education	
Attending College	25.0%
# of Difficulties with Credit transfer	0
Prepared graduate for continued education (scale of 1-10)	--
Employment	
Employed full-time	90.0% (9)
Employed part-time	10.0% (1)
Unemployed but seeking	--
Not seeking	2
Other	--
% working in job related to education	70.0%
Prepared graduate for performing job (scale of 1-10)	--
Other	
% who met their educational goals at OCCC	--
% 1 st in family to earn a degree	41.7%
% who volunteer in their community	--
Extent to which OCCC is open to diversity (scale of 1-10)	9.50
Overall satisfied with OCCC (scale of 1-10)	9.25
% Would recommend OCCC to another person	100%

Appendix C

Jobs and Company Names by Program

Jobs are listed for graduates who indicated their job was directly or somewhat directly related to their major. If a graduate received an AAS and one or more certificates in the same field, their employment was reported solely within their AAS program. If a nurse had a double major of diversified studies and nursing, this individual's employment was recorded within the nursing program. Please keep in mind that some graduates may have been employed prior to enrolling and/or graduating from OCCC. Also, some graduates may hold a reverse degree in which they were attending a 4-year educational institution and OCCC contacted them to transfer their credits back to OCCC to obtain a degree.

Aviation Maintenance Technology – AAS

Job Title	Company
Aircraft Electrician	Department of Defense
Aircraft Engine Mechanic	Tinker Air Force Base
Aircraft Mechanic (2)	Tinker Air Force Base
Aircraft Mechanic	Airport
Certified Flight Instructor	Wayman Aviation
Jet Engine Mechanic	Tinker Air Force Base

Aviation Maintenance Technology – Certificate

Job Title	Company
A&P Mechanic	Cessna Aircraft Company
Aircraft Electrician	Tinker Air Force Base
Aircraft Engine Mechanic	Tinker Air Force Base
Aircraft Mechanic	Bombardier Air
Aircraft Mechanic (3)	Tinker Air Force Base
Aviation Technician	Tinker Air Force Base
Hydraulic Mechanic	Tinker Air Force Base
Jet Engine Mechanic	Tinker Air Force Base
Mechanic	Tinker Air Force Base

Administrative Office Technology – AAS

Job Title	Company
Administrative Assistant to Vice President	OU
Administrative Assistant	Noble Chamber of Commerce
Assistant to the CFO/Finance Administrative Assistant	Community Works, LLC
Bilingual Customer Assistant	Farmer's Insurance Bilingual Customer Service
Client Services	OU Medical
Financial Analyst Associate	Devon Energy
Office Assistant	Morris Roofing

Administrative Office Technology – Certificate

Job Title	Company
Office Assistant	Morris Roofing

Automotive Technology – AAS

Job Title	Company
Automotive Service Technician	Reliable Chevrolet
Automotive Technician	Frontier
Service Technician	Fowler Honda

Automotive Technology – Certificate

Job Title	Company
Automotive Technician	Bob More GMC
Automotive Technician	Firestone Tire & Rubber Company
Automotive Technician	Frontier
Automotive Technician	Hyde Automotive
Service Technician	Bob Howard Buick GMC

Business – AAS

Job Title	Company
Customer Service	Arvest Bank
Financial Consultant	Allegiance Credit Union

Business – AS

Job Title	Company
Account Specialist	Museum of the Bible
Accounting Associate	Sonic Industries
Accounts Payable	First Med Urgent Care
Accounts Payable	Harbor Homes
Admission Access Coordinator	Integriss
Analyst	Arvest Bank
Assistant	Dutton, Harris & Co.
Bank Teller	InterBank
Compliant Accounting	Insured Aircraft Title Service, Inc.
Cosmetologist Operator	ADI Cosmetics
Entrepreneur	Pinnacle Black
Field Marketing Manager	The Marketing Arm
HR Assistant	Nextep
Human Resources	Valir Health
Leasing Professional	Anatole on MacArthur
Manager	Runaway Chefs
Marketing Director	Greenbrier
Materials Management Clerk	Norman Regional Health

Business – AS (Cont.)

Job Title	Company
Office Assistant	Gutter Source, Inc.
Office Manager	Goddard Enterprises, Ltd.
Owner	Molin
Payroll Administrator	Hal Smith Restaurants
Product Manager	State of Oklahoma
Property Accounting Specialist	Moore Public Schools
Real Estate Agent	Crossland Real Estate
Rebate Specialist	David Stanley Auto Group
Scan Desk	HPI LLC
Supervisor (Management)	Hobby Lobby
Tax Preparation Assistant	Carpenter Bookkeeping
Technical Specialist	Hobby Lobby

Business and Finance – Certificate

Job Title	Company
Bank Manager	Credit Union One

Business – Certificate

Job Title	Company
Client Services	OU Medical Center

Biology – AS

Job Title	Company
Lab Assistant	Grady Memorial Hospital
Pharmacy Technician	CVS Pharmacy

Child Development – AA

Job Title	Company
Child Care Worker	Chesapeake Child Development Center
Teacher	All About Kids
Teacher	OCCC

Child Development – Certificate

Job Title	Company
Child Development Teacher	Oklahoma City Public Schools
Day Care Teacher	Hold Up Kids
Home Pre-School Teacher	Home Pre School
Infant/Toddler Teacher	Children's Place
Master Teacher	A Step Above Learning
Pre-School Teacher	Creative Kids Learning Center
Pre-K Teacher	Integris
Preschool Teacher	All About Kids

Child Development – Certificate (Cont.)

Job Title	Company
Teacher	Kidopolis
Teacher	St. Luke's Children's Center
Pre-School Teacher	Chesapeake Child Development Center

Computer Aided Design – Certificate

Job Title	Company
CAD Specialist	Oklahoma Department of Transportation
Detailer	Star
Engineer	NBG Engineering

Computer Aided Technology – AAS

Job Title	Company
CAD Technician	Poe & Associates, Inc.
Digital Specialist	VS Digital Design
Engineer	NBG Engineering

Computer Aided Technology – Certificate

Job Title	Company
Digital Specialist	VS Digital Design
Drafting Technician	Choctaw Nation of Oklahoma

Computer Science – AAS

Job Title	Company
Design and Development	ElectraDigital Design
Help Desk Technician	Oklahoma Department of Public Safety
Network Technician	Cox Communications
Programmer	Oklahoma Supreme Court
System Support Specialist	Cooper Automotive Group
Test Center Assistant	OCCC
Training Specialist	CACI Technologies, Inc.

Computer Science – AS

Job Title	Company
Client Support Analyst	Agio
Computer Support Specialist	F&M Bank
Desktop Specialist	Oklahoma Technology Institute
IS Application Assistant	OMEF
Network Technician	Cox Communications
Programmer	Driven Analytics
Systems Analyst	Devon Energy
Test Technician	Hitachi

Computer Science – Certificate

Job Title	Company
Computer Support	State of Oklahoma
Desktop Computer Technician	OCCC
Engineering Analyst	ECS Federal, Inc.
Help Desk Technician	Oklahoma Department of Public Safety
IT Specialist	Department of Defense
Network Technician	Cox Communications
Service Technician	Buzz Consulting Company
System Engineering	Tinker Air Force Base
System Support Specialist	Cooper Automotive Group
Web Developer	Freestyle Marketing

Database Management – AAS

Job Title	Company
Database Administrator	Power Costs, Inc.
Reports Developer	USAO

Diversified Studies – AA

Job Title	Company
Account Specialist	Museum of the Bible
Administrative Assistant to the President of OCCC	OCCC
Assistant Instructor	Kumon Tutoring Centers
Assistant Manager	Lowe's Grill and Bar
CEO, Lead Developer	Prismic Studios, LLC
Coordinator of Audio & Visual	OCCC
Free-lance Make-up Artist	StriVectin
General Assistant	Crossroads Family Dentistry
Graphic Designer	Evil Czech Brewery and Public House
Military	U.S. Military
Pre-School Teacher	First Christian Church
Project Assistant	UCO
Receptionist	Crawley Petroleum
Registered Nurse	Select Specialty Hospital
Pre-K Teacher	St. John's
Teacher Assistant	Wentworth School

Diversified Studies – AS

Job Title	Company
Accessioning Supervisor	Advanced Laboratory Services
Accountant Intern	Teek Collins
Administrative Assistant	Alutiq
Advanced Licensed Assistant	INTEGRIS Baptist
Analyst Intern II	Seagate Technology
Aviation	Tinker Air Force Base
Bank Teller	Credit Union

Diversified Studies – AS (Cont.)

Job Title	Company
Certified Message Therapist	Minska Massage (Edmond)
Certified Occupational Therapy Assistant (COTA)	Cornerstone Behavioral Health
Co. Commander	U.S. Coast Guard
Construction Inspector	Atkins North America
COTA/L. Reliant	St. Anthony Rehab
Customer Service	American Fidelity
Customer Service Associate	PPOK
Deputy Commission	Oklahoma County
Documentation Specialist	Mid-First Bank (Mid-Land Mortgage)
Drafter	NCRS
Elementary Teacher	Norman Public Schools
Engineer	Naviascar
Engineering Technician	Grubbs Consulting, LLC
ER Admissions	Purcell Hospital
Fire Fighter	Will Rodgers
General Assistant	Travis Turney, DDSS
Investigator	Chickasaw Foundation
Lab Attendant	OU
Lab Technician	Hospital
Legal Assistant	Brickell & Associates
Licensed Practical Nurse	Integris
Licensed Practical Nurse	Oklahoma Allergy & Asthma Clinic
Licensed Practical Nurse	Passport Health
Licensed Practical Nurse	Ross Healthcare
Licensed Practical Nurse	St Anthony Hospital
Licensed Practical Nurse /Nursing	Next Generation Pediatrics
Manager	The Jeweler's Box
Marketing Associate	The Oklahoma City Thunder
Massage Therapist	Physical Medicine of Oklahoma
Mechanical Designer	Boardman
Mechanical Designer	Brand Energy
Medical Assistant	Access Medical Center
Medical Assistant	Medical Staff Network (Travel Nursing)
Medical Assistant	St. Anthony Hospital
Medical Assistant	Variety Care
Medical Assistant	Women's Healthcare Norman
Monitor Technician	INTEGRIS Baptist
Network Specialist	Love's Travel Stops
Nurse	Life Spring In-Home Care
Nurse Extern	INTEGRIS
Nurse Technician	Community Hospital
Nurse Technician	OU Children's Hospital
Nursing Assistant	INTEGRIS Health
Occupational Therapy Assistant	Kindred Hospital

Diversified Studies – AS (Cont.)

Job Title	Company
Occupational Therapy Assistant	Triann Home
Office Staff	B&H Construction
OPS	Dr. Joel Holloway
Paramedic	EMSTAT
Parse Professional	Moore Schools
Parts Director	Bob Howard Chrysler Jeep Dodge
Personal Trainer	Fit for You Personal Training
Pharmacy Technician	CVS
Pharmacy Technician	OU Children's Pharmacy
Physical Therapist	Human Performance Center
Physical Therapist Technician	McCurtain Memorial Hospital
Physical Therapy Technician	Valir Health
Pre-K Teacher Assistant	OKCPS Fillmore
President and Owner	Gemmil Homes
Prevention Specialist	Northcare
Professor of EMS	OCCC
Program Assistant	Moore Public Schools
Program Manager	Community Afterschool Program
Quality Control	City of Oklahoma City
Receptionist	OCCC
Registered Nurse	Duncan Regional Hospital
Registered Nurse (3)	Integris Baptist
Registered Nurse	Legacy Hospital
Registered Nurse	Lindsay Municipal Hospital
Registered Nurse	Medical Center of Arlington
Registered Nurse	Norman Regional Hospital
Registered Nurse	Oklahoma Allergy and Asthma Clinic
Registered Nurse	Oklahoma Heart Hospital
Registered Nurse (5)	OU Medical Center
Registered Nurse	St. Anthony Hospital
Registered Nurse	St. Anthony Hospital
Registered Nurse	ST. John Medical Center
Registration	Integris Baptist
Registration Clerk	Norman Regional Hospital
Rehab Tech	Integris Baptist
Rehab Tech	Norman Regional Hospital
Research Assistant	UCO
Research Respiratory Specialist	OU
Reservoir Engineer	Chaparral Energy
Sales Representative	Stryker
Sales Technician	Southwest Electronics
Speech/Language Pathology Assistant	Crooked Oak Public Schools
Staff Assistant	OU
Supplemental Food Programs Manager	Regional Food Bank of Oklahoma

Diversified Studies – AS (Cont.)

Job Title	Company
Teacher	Oklahoma City Public Schools
Technician	BCP Mainstream
Technician	Rock Engineering
Therapy Support Specialist	Medtronic, Inc.
Transportation	Department of Defense
Trust Operations Center	Republic Bank & Trust
Tutor	Northeastern State University
Ultrasound Technician	East Jefferson General Hospital PRN Technology

Emergency Medical Science – AAS

Job Title	Company
Instructor	OCCC
Paramedic	Creek County Ambulance Services
Paramedic	EMS Plus
Paramedic (4)	EMSSTAT
Paramedic	LifeNet
Paramedic	Midwest Emergency
Paramedic	React Ambulance Emergency Medical Services
Paramedic	Reddit EMS
Paramedic	St. Anthony Hospital
Paramedic/Firefighter	EMSSTAT EMS/OKC Fire Department
Paramedic Firefighter	Seminole Fire Department

Emergency Medical Science – Certificate

Job Title	Company
Emergency Medical Technician	Alliance Midwest
Emergency Medical Technician	Government
Emergency Medical Technician	INTEGRIS
Emergency Medical Technician	Kanawha EMS
Emergency Medical Technician	Norman Regional Health System
Emergency Medical Technician	React EMS
Emergency Medical Technician	Tuttle Fire Department
ER Technician	Mercy Hospital – Logan County
Firefighter	Edmond City
Firefighter	Fire Department
Firefighter	Goldsby
Firefighter (5)	Oklahoma City Fire Department
Firefighter	Tonkawa Fire Department
Instructor	OCCC
Midwife Assistant	Hands of Grace
Orthopedic Technician	Oklahoma Sport Science & Orthopedic
Paramedic	Alliance Health Midwest

Emergency Medical Science – Certificate

Job Title	Company
Paramedic (3)	EMSSTAT
Paramedic	LifeNet
Paramedic	Midwest Emergency
Paramedic	React Ambulance Emergency Medical Services
Paramedic	St. Anthony Hospital
Paramedic/Firefighter	Seminole Fire Department
Paramedic/Firefighter	EMSSTAT EMS/OKC Fire Department
Pharmacy Technician	CVS

Engineering – AS

Job Title	Company
Airplane Mechanic Assistant	Tinker Air Force Base
Assistant Engineer	Oklahoma State Board of Professional Engineers
Assistant Engineer	Boeing: Defense & Space Systems
Chemical Lab Director Assistant	OCCC
Civil Intern	Frankfurt Short Bruza Company
Engineer	Aero Engineering
Material Lab Technician	Haliburton
Math Lab Assistant	OCCC
Mechanical Engineer	Boral
Resolution Engineering	Chaparral Energy, LLC
Student Intern	McAlister Construction
Undergraduate Research Assistant	OU

Electronics – AAS

Job Title	Company
Aircraft Mechanic	Tinker Air Force Base
INC Technician	Plow Technology
Instrumentation and Electrical Technician	LyondellBasell Industries
Owner	Cook's Service and Repair
Senior Customer Service Engineer	Xerox

Film and Video Production – AA

Job Title	Company
CEO and Lead Developer	Prismic Studios, LLC

Graphic Communications – AAS

Job Title	Company
Graphic Designer	OU Printing, Mailing, & Document Services
Graphic Designer	Mardel
Graphic Designer/Prepress	Copy Fast Printing

Journalism and Broadcasting – AA

Job Title	Company
Administrator Coordinator	Foundation Medical
Associate Producer/Sales Assistant	Cumulus Media
Freelance Writer	Self-employed
Production Assistant	Freelance work

Liberal Studies – AA

Job Title	Company
Emergency Medical Technician	EMSA

Medical Assistant – AAS

Job Title	Company
Medical Assistant	Community Health Center, Inc.
Medical Assistant	INTEGRIS
Medical Assistant	OU Children's Hospital
Medical Assistant	Variety Care Medical Clinic
Surgery Nurse	Kim Surgery Center of Oklahoma

Mathematics – AS

Job Title	Company
Graduate Teaching Assistant	UCO Mathematics & Statistics Division
Math Lab Tutor	OCCC
Student Intern	McAlister Construction

Manufacturing Technology – AAS

Job Title	Company
CNC Programmer	B&C Machine Company

Management – AAS

Job Title	Company
Accountants' Assistant	Gardner Tanenbaum Holdings

Network Technology – AAS

Job Title	Company
Operations Support Associate	Tinker Federal Credit Union

Nursing – AAS

Job Title	Company
Assistant Nurse	Medical Clinic
Circulating Registered Nurse	The Children's Hospital
Circulatory Nurse	Norman Regional Hospital
Doctor's Office Assistant	Arthritis Clinic of Central Texas
ER Registered Nurse	IBMC
ER Registered Nurse	Mercy Hospital
Nurse (2)	Integris Southwest Medical Center

Nursing – AAS (Cont.)

Job Title	Company
Nurse	OU Children's Hospital
OR Circulator	OCOM
Registered Nurse- Nurse Injector	Advanced Aesthetics
Registered Nurse - Or Circulator	Alliance Health - Midwest
Registered Nurse	Alliance Health Midwest
Registered Nurse	Baptist Hospital
Registered Nurse	Baptist INTEGRIS
Registered Nurse	Children's Center
Registered Nurse (2)	Children's Hospital
Registered Nurse	Comanche County Memorial Hospital CVCU
Registered Nurse	community hospital
Registered Nurse	Duncan Regional Hospital
Registered Nurse	HCA OU Medical Center
Registered Nurse	Health Care Innovations
Registered Nurse (13)	Integris Baptist
Registered Nurse	Integris Baptist Medical Center (Orthopedic, Neurology, and ENT Unit)
Registered Nurse (4)	Integris Southwest Medical Center
Registered Nurse	Kindred Hospital
Registered Nurse	Loving Care Home Health
Registered Nurse	Medical Center in Lewisville
Registered Nurse (5)	Mercy Hospital
Registered Nurse ICU	Mercy Hospital OKC
Registered Nurse	Mercy Rehabilitation Hospital
Registered Nurse	Norman Regional Health System
Registered Nurse (12)	Norman Regional Hospital
Registered Nurse	OCOM
Registered Nurse (Surgery)	OCOM
Registered Nurse	OK Allergy & Asthma Clinic
Registered Nurse (4)	Oklahoma Heart Hospital
Registered Nurse	OSUMC
Registered Nurse (2)	OU
Registered Nurse (4)	OU Children's Hospital
Registered Nurse	OU EMC
Registered Nurse (18)	OU Medical Center
Registered Nurse	SAMET Health
Registered Nurse (9)	St. Anthony Hospital
Registered Nurse	St. Francis Hospital
Registered Nurse	St. John Medical Center (Dept. 9 East)
Registered Nurse(3)	The Children's Hospital
Staff Registered Nurse Herpetology & Intestinal Rehabilitation	OU Children's Physicians Pediatric Gastroenterology

Occupational Therapy Assistant – AAS

Job Title	Company
Certified Occupational Therapist Assistant	Rehab Source
Certified Occupational Therapist Assistant	RehabCare
Certified Occupational Therapist Assistant	Sensational Kids, Inc.
Certified Occupational Therapist Assistant	TMC Management Corporation
Occupational Therapy Assistant	Dr. Young (Oncology)
Occupational Therapist Assistant	Duncan Regional Hospital
Occupational Therapy Assistant	Grace Living Center/Brookwood Assisted Living Faculty
Occupational Therapist Assistant	Latimer County General Hospital
Occupational Therapist Assistant	Rehab Source
Occupational Therapy Assistant	Stein Ancillary Services

Pre-Education – AS

Job Title	Company
Assistant Teacher	Chesapeake Child Development Center
Nanny	Seeking Sitters

Psychology– AA

Job Title	Company
AP Bookkeeper	OCCC
Case Manager	Project Breakthrough
Licensed practical nurse	Healthy Heartbeat
Management	Hot Topic

Physical Therapist Assistant– AAS

Job Title	Company
Physical Therapist	Cutting Edge Physical Therapy
Physical Therapist Assistant	Advanced Physical Therapy Solutions
Physical Therapist Assistant	Air Force Village
Physical Therapist Assistant	Grace Living Center
Physical Therapist Assistant	Human Performance Center
Physical Therapist Assistant	Integris/Ultreya Rehabilitation
Physical Therapist Assistant	K to Shawnee
Physical Therapist Assistant	Kindred & Rehab Source
Physical Therapist Assistant	Oklahoma Center - Ortho Rehab
Physical Therapist Assistant	OU Medical Center
Physical Therapist Assistant (2)	Rehab Care
Physical Therapist Assistant	Rehab Pro
Physical Therapist Assistant	Rehab Source
Physical Therapist Assistant	Select Physical Therapy
Physical Therapist Assistant	Therapy In Motion

Respiratory Care– AAS

Job Title	Company
Registered Respiratory Therapist (2)	Integris Baptist
Respiratory Care Practitioner	OU Medical Center
Respiratory Care/Registered Nurse	OUMC - Adult Tower
Respiratory Care Therapist	OU Medical Center
Respiratory Care Therapist	Saint Anthony's Hospital
Respiratory Therapist (4)	Integris Baptist Medical Center
Respiratory Therapist	Integris Southwest Medical Center
Respiratory Therapist	OU Children's Hospital
Respiratory Therapist (2)	OU Medical Center

Science– AAS

Job Title	Company
IRB Administrator	OU
Lab Analyst	University of Florida

Science– AS

Job Title	Company
Biology Lab Assistant	OCCC
Lab Technician	OU
Manufacturing Associate (3)	Cytovance Biologics
Pharmacy Intern	CVS Pharmacy
Pharmacy Technician (2)	St. Anthony Hospital
Physical Therapy Technician	Therapy In Motion

Speech/Language Pathology Assistant– AAS

Job Title	Company
Speech/Language Pathology Assistant	Tri County Interlocal Cooperative
Speech/Language Pathology Assistant	Lawton Public School
Speech/Language Pathology Assistant	Mustang Public Schools
Speech/Language Pathology Assistant	Ponca City Public School
Speech/Language Pathology Assistant	Mustang Public Schools
Speech/Language Pathology Assistant	Newcastle Public Schools
Speech/Language Pathology Assistant	Lawton Public School

Sociology– AA

Job Title	Company
ACS	We Care
Activity Director	Ramblin
Direct Support Professional	EARC
Financial Aid Advisor	OU
Relations Coordinator	City of OKC

Spanish– AA

Job Title	Company
Scholarship Assistant	UCO

Surgical Technology– AAS

Job Title	Company
Physical Therapist	Alliance Hospital
Surgical Technician	Southwest Integris Medical Center
Surgical Technologist	McBride Orthopedic Hospital

Technology– AAS

Job Title	Company
Scholarship Assistant	UCO

Appendix D Survey Instrument

OCCC GRADUATE SURVEY

SECTION A: EDUCATIONAL INFORMATION

Please complete this section if you continued your education. If not, please skip to question 5.

1. What is the name of the college/university you transferred to after graduating from OCCC and your major?

College/University: _____

Major: _____

2. Are you attending

1. Part time (less than 12 credit hours)
 2. Full time (12 hours or more)

3. To what extent are you satisfied with the preparation you received at OCCC in relation to its usefulness in continuing your education? (circle a number)

Very Satisfied										Not Satisfied
	10	9	8	7	6	5	4	3	2	1

4. Did you have problems transferring to the college/university indicated above?

- 1 Yes; why? _____
 ___ Credit hours not accepted
 2 No

SECTION B: EMPLOYMENT INFORMATION

5. What best describes your **present** employment status? **Please check only one.**

- 1 Employed full-time
 2 Employed part-time
 3 Unemployed and seeking work (skip to #10)
 4 Unemployed and not seeking work (skip to #10)
 5 Other – describe: _____

(skip to #10)

6. Is your **present** occupation related to the degree/certificate you completed at OCCC?

- 1 Yes, directly related
 2 Yes, somewhat related
 3 No (skip to question 9)

7. To what extent are you satisfied with the preparation you received at OCCC in relation to its usefulness in performing your job? (circle a number)

Very Satisfied										Not Satisfied
	10	9	8	7	6	5	4	3	2	1

8. What is your job title? _____

Name of company: _____

May we contact your supervisor? If yes, please complete.

Name of supervisor: _____

Telephone number: _____

Business address: _____

9. If your current "primary field of employment" is not related to the degree/certificate you completed at our college, please check the ONE reason which applies.

- 1 Transferred to a four-year college
 2 Not sufficiently qualified for a job in my field
 3 Preferred to work in another field
 4 Found a better paying job in another field
 5 Could not find a job in my field
 6 Worked previously in my field, but changed to another
 7 Other – describe: _____

SECTION C: SUMMARY INFORMATION

10. Did you meet your intended OCCC educational goal?

- 1 Yes
 2 No - please explain: _____

11. Are you the first one in your family to attend and complete college?

- 1 Yes 2 No 3 Don't know

12. Do you currently volunteer in the community?

- 1 Yes; How many hours a month? _____
 2 No

13. To what extent is OCCC open to diversity? (circle a #)

To a Great Extent										To No Extent
	10	9	8	7	6	5	4	3	2	1

14. Are you interested in taking more courses at OCCC?

- 1 Yes; what courses? _____
 2 No

15. What is your overall level of satisfaction with your OCCC educational experience? (circle a number)

Very Satisfied										Not Satisfied
	10	9	8	7	6	5	4	3	2	1

16. Would you recommend OCCC to a friend?

- 1 Yes 2 No

17. Please comment on the OCCC degree/certificate you completed and/or services you received.

FY2015 Graduate Survey

