



OKLAHOMA CITY COMMUNITY COLLEGE

Report on the FY2014 Graduates

This report provides graduate survey information for AAS/Certification, AS/AA Majors.
Students graduated in the Summer, Fall and Spring Semesters

**Prepared by
Office of Institutional Effectiveness
September 2015**

Table of Contents

Introduction	5
Methodology	5
Limitations	5
Results	6
Continuing Education	6
Employment Information	6
Summary Information	7

APPENDICES

Appendix A: Question Details	11
Appendix B: Program Details	19
Appendix C: Jobs and Company Names by Program	39

Graduate Survey FY2014 Graduates

INTRODUCTION

Each year OCCC graduates are surveyed to determine if they are working in the field or transferred to another educational institution. The survey also asks questions about their satisfaction with their educational experience as well as other summative information.

METHODOLOGY

In early summer of FY2014, the previous Summer and Fall graduates (2013) were mailed a cover letter, a survey instrument, and a return envelope requesting them to complete the survey. After several weeks an email was sent to their last known address and graduates were encouraged to complete the survey online by clicking on an icon located on the lower left hand corner of the College's homepage. A week or two later, a postcard was mailed to each graduate asking them to complete the survey on the web page. Two weeks after this effort, student telephone callers begin the task of telephoning each graduate who had not responded to the survey. After completing at least eight attempts at contacting the graduate, the information of those graduates who had not responded was sent to a local company to complete additional telephoning.

In December of 2014, a mailing was sent to the Spring 2014 graduates. This mailing included a Christmas card signed by the faculty of the graduate's program, a cover letter, the survey instrument, and a return envelope. After this mailing, the same process was used as was completed with the Summer/Fall graduates. Through this effort, there was a 51% response rate.

LIMITATIONS

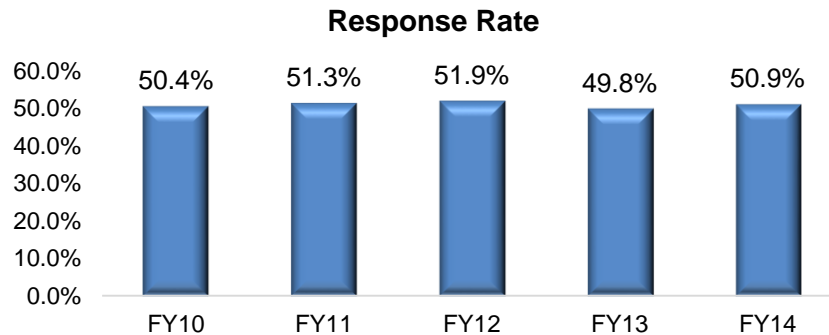
One limitation of the survey could be that graduates who are unhappy with their current situation, such as they may not have found a job or an unexpected life experience interrupted their educational or work goal, would chose to not answer the survey.

For ten years we have asked graduates to provide their wage within a pre-determined range. Due to the continued lack of response to this question, future surveys will not include the question and this document will not include the results of this question.

One of the questions asked of graduates was "to what extent did your OCCC educational experience improve your perspective of other cultures?" Unfortunately, graduates oftentimes did not respond to this question because they indicated they already had exposure to other cultures and therefore the College did not change their perspective. This question has since been changed for the FY2015 graduate survey to read "To what extent is OCCC open to diversity?" With this broader approach, it is anticipated that more graduates will complete this question.

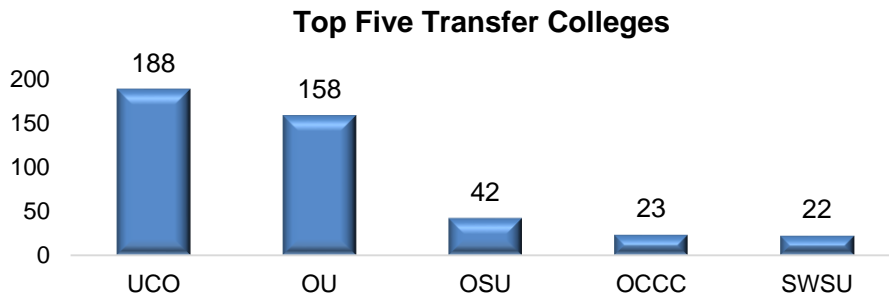
RESULTS

The duplicate response rate was 51% or of the 2,055 degrees and certificates awarded 1,047 of the surveys were completed. The detailed responses for each of the questions are in Appendix A. Overall the graduates who responded to the survey were pleased with their education.



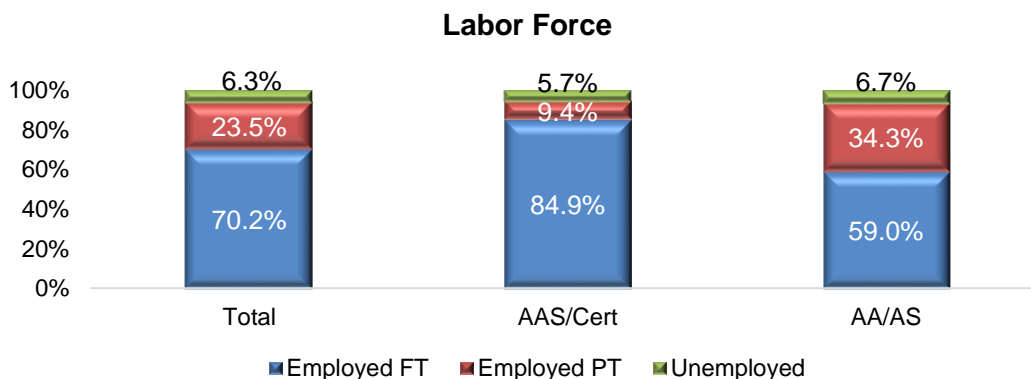
Continuing Education

The top five majors of graduates who continued their education were business, psychology, education, sociology, and nursing. Those attending college were primarily full-time - 74%. On a ten-point scale the overall level of satisfaction of graduates who indicated OCCC prepared them for their continuing education was 8.79. Only eight (1.4%) of the 582 graduates who attended college had difficulty transferring their credits. The top five transfer colleges remains relatively the same.



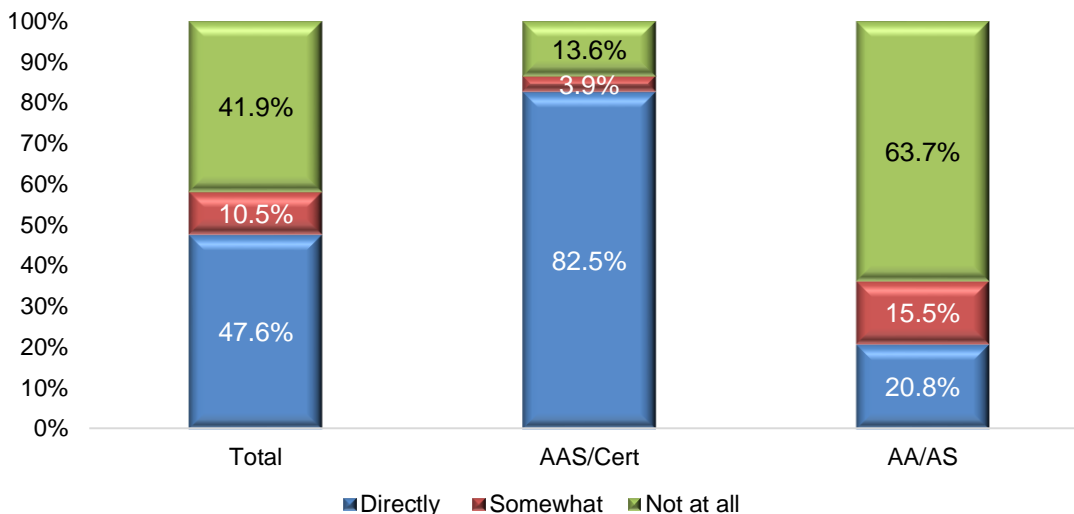
Employment Information

The majority of graduates are working full-time. As expected, there are more graduates with the AA/AS degree that are working part-time because many of these graduates are attending the university full-time while the AAS graduates have a "terminal" degree and are interested in obtaining a full-time position.



There were a total of 124 graduates who were unemployed but not seeking employment. Eighty-five percent of these graduates were within the AA/AS degree categories which primarily indicates they were attending another college. On a ten-point scale the overall level of satisfaction of graduates who indicated OCCC prepared them for their job was 8.78. More than half of the graduates' jobs were related to the education they received at OCCC. The high percentage of AA/AS graduates who were working in an unrelated field could be due to the need for graduates to obtain any type of employment to support their education.

Employment Related to OCCC Education



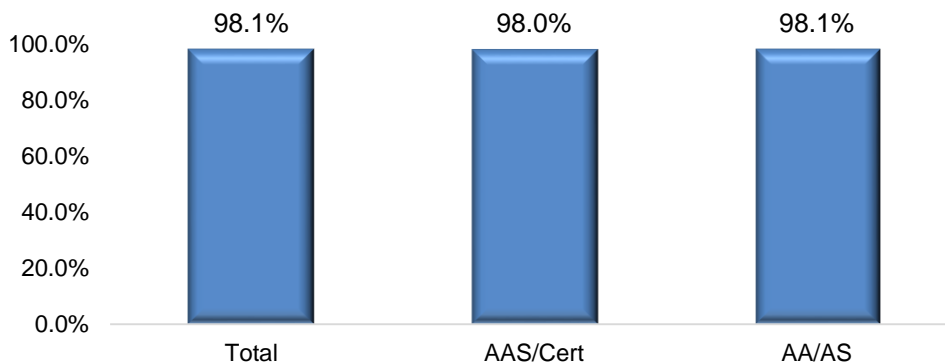
Summary Information

Almost all of the graduates met their intended goal at OCCC with 96.3%. Thirty-eight percent of the graduates were first in their family to graduate with 29% volunteering in the community.

Forty-two percent of the respondents were interested in taking more courses from the College. Some examples of these courses identified by the graduates were general education, economics, paramedic, and Spanish. A full list of these courses is provided on pages 17-18.

The graduates' overall satisfaction with their educational experience at OCCC was 8.97 on a 10 point scale. The majority of the graduate would recommend OCCC to a friend.

Graduate Would Recommend OCCC



APPENDICES

**Appendix A
Question Detail
Total - AAS/Certificates - AA/AS**

Response Rate

	Year	Total	AAS & Certificates	AA/AS
Total Number of Graduates	2010	1351	644	707
Total Number Responding	2010	681	316	365
Response Rate	2010	50.4%	49.1%	51.6%
Total Number of Graduates	2011	1336	591	745
Total Number Responding	2011	686	309	377
Response Rate	2011	51.3%	52.3%	50.6%
Total Number of Graduates	2012	1541	625	916
Total Number Responding	2012	800	322	478
Response Rate	2012	51.9%	51.5%	52.2%
Total Number of Graduates	2013	1842	907	935
Total Number Responding	2013	918	452	466
Response Rate	2013	49.8%	49.8%	49.8%
Total Number of Graduates	2014	2,055	782	1273
Total Number Responding	2014	1,047	408	639
Response Rate	2014	50.9%	52.2%	50.2%

SECTION A: EDUCATIONAL INFORMATION

1. Did you continue your education?

Year	# of Graduates	# Enrolled	% Enrolled
2010	681	352	51.7%
2011	686	391	56.9%
2012	800	485	60.6%
2013	673	507	75.3%
2014	936	582	62.2%

Top Institutions

Name of Institution	Number of Graduates				
	2010	2011	2012	2013	2014
University of Central Oklahoma	110	138	162	151	188
University of Oklahoma	126	129	142	142	158
Oklahoma State University	15	23	20	28	42
Oklahoma City Community College	13	14	37	31	23
Southwest Oklahoma State University	10	16	14	20	22

Top 5 Majors in advanced degrees

Program	Graduates
Business	54
Psychology	26
Education	16
Sociology	14
Nursing	11

2. Are you attending:

	Year	Total % (#)	AAS/Cert % (#)	AA/AS % (#)
Part time (less than 12 credit hours)	2010	25.8% (90)	35.5% (22)	23.7% (68)
	2011	21.4% (83)	30.3% (27)	18.7% (56)
	2012	25.2% (119)	28.4% (27)	24.4% (92)
	2013	30.5% (148)	40.0% (58)	26.6% (90)
	2014	25.6% (130)	28.6% (22)	25.1% (108)
Full time (12 hours or more)	2010	74.2% (259)	64.5% (40)	76.3% (219)
	2011	78.6% (305)	69.7% (62)	81.3% (243)
	2012	74.8% (353)	71.6% (68)	75.6% (285)
	2013	69.5% (337)	60.0% (87)	73.4% (248)
	2014	74.4% (377)	71.4% (55)	74.9% (322)

3. How well did the degree/certificate you **completed at OCCC** prepare you for continuing your education?

	Year	Total	AAS/Cert	AA/AS
Average	2010	8.56	8.63	8.55
Average	2011	8.74	8.82	8.72
Average	2012	8.60	8.27	8.69
Average	2013	8.68	8.52	8.75
Average	2014	8.79	8.65	8.81

4. Did you have problems transferring to the college/university indicated above?

	Year	Total % (#)	AAS/Cert % (#)	AA/AS % (#)
No	2010	96.3% (339)	94.4% (60)	94.0% (280)
	2011	94.1% (365)	94.4% (85)	94.0% (280)
	2012	94.3% (460)	94.9% (93)	94.1% (367)
	2013	93.8% (470)	93.9% (139)	93.8% (331)
	2014	95.7% (536)	95.5% (85)	95.8% (451)
Yes	2010	3.7% (13)	4.8% (3)	3.5% (10)
	2011	5.9% (23)	5.6% (5)	6.0% (18)
	2012	5.7% (28)	5.1% (5)	5.9% (23)
	2013	6.2% (31)	6.1% (9)	6.2% (22)
	2014	4.3% (24)	4.5% (4)	4.2% (20)

SECTION B: EMPLOYMENT INFORMATION

5. What best describes your *present* employment status? **Please check only one.**

	Year	Total		AAS/Cert		AA/AS	
		%	#	%	#	%	#
Employed full-time	2010	67.8%	387	82.9%	238	52.5%	149
	2011	65.3%	365	80.1%	225	50.4%	140
	2012	65.8%	433	81.5%	235	53.5%	198
	2013	68.4%	523	80.8%	332	54.0%	191
	2014	70.2%	626	84.9%	327	59.0%	299
Employed part-time	2010	23.5%	134	10.1%	29	37.0%	105
	2011	23.3%	130	13.9%	39	32.7%	91
	2012	23.3%	153	11.5%	33	32.4%	120
	2013	22.9%	175	13.6%	56	33.6%	119
	2014	23.5%	210	9.4%	36	34.3%	174
Unemployed and seeking work	2010	8.8%	50	7.0%	20	10.6%	30
	2011	11.4%	64	6.0%	17	16.9%	47
	2012	10.9%	72	7.0%	20	14.1%	52
	2013	8.8%	67	5.6%	23	12.4%	44
	2014	6.3%	56	5.7%	22	6.7%	34
		Total	AAS Cert	AA AS			
Unemployed and not seeking work	2010	78	17	61			
	2011	108	18	90			
	2012	126	31	95			
	2013	107	25	82			
	2014	124	18	106			
Other	2010	32	12	20			
	2011	18	9	9			
	2012	6	2	4			
	2013	33	13	20			
	2014	27	5	22			

6. Is your **present** occupation related to the degree/certificate you completed at OCCC?

	Year	Total % (#)	AAS/Cert % (#)	AA/AS % (#)
Yes, directly related	2010	41.6% (240)	68.7% (184)	22.0% (56)
	2011	47.2% (233)	74.9% (197)	15.6% (36)
	2012	41.5% (245)	72.8% (196)	15.2% (49)
	2013	44.7% (307)	68.9% (264)	14.1% (43)
	2014	47.6% (396)	82.5% (298)	20.8% (98)
Yes, somewhat related	2010	12.9% (67)	8.2% (22)	17.7% (45)
	2011	11.9% (59)	6.1% (16)	18.6% (43)
	2012	13.2% (78)	4.1% (11)	20.7% (67)
	2013	16.0% (110)	9.1% (35)	24.7% (75)
	2014	10.5% (87)	3.9% (14)	15.5% (73)
No	2010	41.1% (214)	23.1% (61)	60.2% (153)
	2011	40.9% (202)	19.0% (50)	65.8% (152)
	2012	45.3% (268)	23.1% (61)	64.1% (207)
	2013	39.3% (270)	21.9% (84)	61.2% (186)
	2014	41.9% (349)	13.6% (49)	63.7% (300)

7. How would you rate the preparation you received at OCCC in relation to its usefulness in performing your job?

	Year	Total	AAS/Cert	AA/AS
Average	2010	8.81	8.95	8.50
Average	2011	8.56	8.65	8.35
Average	2012	8.54	8.45	8.66
Average	2013	8.64	8.82	8.22
Average	2014	8.78	8.85	8.66

8. What are your Job Title and Place of Work? Please see Appendix C for this information.

9. If you are employed *Full-Time*, please indicate your approximate average **annual** salary before taxes. (Information is insufficient to report.)

10. If your current “primary field of employment” is not related to the degree/certificate you completed at our college, please check the one reason which applies.

	Year	Total #	AAS/Cert #	AA/AS #
Transferred to a four-year college	2010	45	1	44
	2011	74	14	60
	2012	71	1	70
	2013	78	15	63
	2014	67	0	67

	Year	Total	AAS/Cert	AA/AS
		#	#	#
Not sufficiently qualified for a job in my field	2010	5	0	5
	2011	11	1	10
	2012	19	3	16
	2013	23	3	20
	2014	18	4	14
Preferred to work in another field	2010	2	0	2
	2011	6	3	3
	2012	6	1	5
	2013	5	1	4
	2014	5	1	4
Found a better paying job in another field	2010	3	1	2
	2011	4	1	3
	2012	12	3	9
	2013	9	7	2
	2014	8	1	7
Could not find a job in my field	2010	10	5	5
	2011	18	4	14
	2012	11	5	6
	2013	29	20	9
	2014	6	3	3
Worked previously in field of preparation, but changed	2010	2	1	1
	2011	4	3	1
	2012	1	0	1
	2013	2	0	2
	2014	0	0	0
Other	2010	27	10	17
	2011	21	8	13
	2012	39	5	34
	2013	45	18	27
	2014	25	7	18

SECTION C: SUMMARY INFORMATION

11. Did you meet your intended goal at OCCC?

	Year	Total % (#)	AAS/Cert % (#)	AA/AS % (#)
Yes	2010	87.6% (241)	92.75 (115)	83.4% (126)
	2011	87.2% (335)	89.2% (166)	85.4% (169)
	2012	88.5% (355)	92.8% (142)	85.9% (213)
	2013	91.3% (438)	93.3% (210)	89.4% (228)
	2014	96.3% (343)	96.5% (136)	96.3% (207)
No	2010	12.4% (34)	7.3% (9)	16.6% (25)
	2011	12.8% (49)	10.8% (20)	14.6% (29)
	2012	10.0% (46)	7.2% (11)	13.1% (35)
	2013	8.6% (42)	6.7% (15)	10.6% (27)
	2014	3.7% (13)	3.5% (5)	3.7% (8)

12. Are you the first one in your family to graduate with a degree?

	Year	Total #	AAS/Cert #	AA/AS #
Yes	2010	108	50	58
	2011	136	56	80
	2012	255	98	157
	2013	324	141	183
	2014	394	154	240
No	2010	166	74	92
	2011	247	130	117
	2012	510	218	292
	2013	562	297	265
	2014	640	249	391
Don't know	2013	8	4	4
	2014	7	2	5

13. Do you currently volunteer in the community?

	Year	Total % (#)	AAS/Cert % (#)	AA/AS % (#)
Yes	2010	29.3% (80)	29.8% (37)	28.9% (43)
	2011	27.5% (106)	21.5% (40)	33.2% (66)
	2012	27.0% (111)	19.5% (31)	31.9% (80)
	2013	27.6% (132)	24.9% (56)	29.9% (76)
	2014	29.1% (103)	29.8% (42)	28.6% (61)
No	2010	70.7% (193)	70.2% (87)	71.1% (106)
	2011	72.5% (279)	78.5% (146)	66.8% (133)
	2012	66.7% (300)	80.5% (129)	68.1% (171)
	2013	72.4% (347)	75.1% (169)	70.1% (178)
	2014	70.9% (251)	70.2% (99)	71.4% (152)

14. To what extent do you believe that your educational experience improved your perspective of other cultures?

	Year	Total	AAS/Cert	AA/AS
Average	2010	7.82	7.73	7.90
Average	2011	7.77	7.61	7.90
Average	2012	7.90	7.56	8.13
Average	2013	6.99	6.73	7.23
Average	2014	7.75	7.46	7.93

15. Are you interested in taking more courses at OCCC?

	Year	Total % (#)	AAS/Cert % (#)	AA/AS % (#)
Yes	2010	44.0% (121)	45.0% (68)	42.7% (53)
	2011	40.3% (153)	45.7% (84)	35.2% (69)
	2012	45.0% (184)	43.5% (67)	45.9% (117)
	2013	40.2% (190)	37.5% (84)	42.6% (106)
	2014	41.9% (147)	41.0% (57)	42.5% (90)
No	2010	56.0% (154)	55.0% (83)	57.3% (71)
	2011	59.7% (227)	54.3% (100)	64.8% (127)
	2012	55.0% (225)	56.5% (87)	54.1% (138)
	2013	59.8% (283)	62.5% (140)	57.4% (143)
	2014	58.1% (204)	59.0% (82)	57.5% (122)

Courses identified by graduates

Accounting	Economics (5)	PC I
Agriculture	EMS	Philosophy
Arts (2)	Film Studies	Phlebotomy
Arts/Humanities	Finance (2)	Photography
Automobile	Foreign Language	Physics
Banking/Finance	French (2)	Political Science (3)
Biochemistry	General Education (6)	Psychology
Business (3)	Guitar	PTA program
C#	History (2)	Public Speaking (3)
Cadaver Anatomy	Humanities (2)	Recreational Courses
Cal I, II, III	Infosec (Prevention of computer Hacking)	Religion
Cal III	Mathematics (3)	REVIT - If available
Character Design or 3D Rendering	Modern Physics	Science (3)
Chemistry (2)	Music (3)	Sign Language
Childcare classes	Nature	SLPA
College Algebra	Networking	Sociology
Computer classes—Excel, Access, etc.	Nursing (13)	Sonography
Computer course using Z-Brush	OTA or PTA	Spanish (5)

CPR	Paralegal Certificate	Statistics (2)
Cultural	Paramedic (4)	Study Tours/Immersion Courses
Cyber Security		

16. What is your overall level of satisfaction with your OCCC educational experience?

	Year	Total	AAS/Cert	AA/AS
Average	2010	8.92	8.89	8.96
Average	2011	8.92	8.89	8.94
Average	2012	8.77	8.54	9.07
Average	2013	8.81	8.79	8.82
Average	2014	8.97	8.90	9.02

17. Would you recommend OCCC to a friend?

	Year	Total % (#)	AAS/Cert % (#)	AA/AS % (#)
Yes	2010	98.5% (671)	98.4% (311)	98.6% (360)
	2011	99.3% (676)	99.3% (303)	99.2% (373)
	2012	97.7% (772)	95.9% (305)	98.9% (467)
	2013	98.1% (891)	98.7% (441)	97.6% (450)
	2014	98.1% (1,015)	98.0% (396)	98.1% (619)
No	2010	1.5% (10)	1.6% (5)	1.4% (5)
	2011	0.7% (5)	0.7% (2)	0.8% (3)
	2012	2.3% (18)	4.1% (13)	1.1% (5)
	2013	1.9% (17)	1.3% (6)	2.4% (11)
	2014	1.9% (20)	2.0% (8)	1.9% (12)

Appendix B Graduate Survey Results by Major

This portion of the document provides graduate survey information by majors/degrees. Fiscal years are defined as the Summer, Fall and Spring semesters, i.e., Summer semester of 2013, Fall semester of 2013 and Spring semester of 2014 is included in the FY2014. In addition:

1. Each program includes responses from at least 10 graduates.
2. All questions asking the students to rate their satisfaction must have 10 responses.
3. The number located within parentheses is the number of graduates responding to the question.

Appendix C includes the name of the graduate's job and where they are employed. This is separated by majors/degrees.

List of Programs Found in Charts

Program	Resp.	Program	Resp.
Airframe and PowerPlant Mechanic – Cert	24	Nursing – AAS	120
Aviation Maintenance Technician - AAS	10	Occupational Therapist Assistant – AAS	15
Business – AS	70	Physical Therapist Assistant – AAS	11
Computer network – Cert	11	Pre Bachelorette Nursing – AS	10
Computer Systems Support – Cert	10	Pre-Education – AS	13
Diversified Studies – AA	83	Psychology – AA	49
Diversified Studies – AS	252	Respiratory Care Therapist – AAS 13	13
EMS – AAS	10	Sociology – AA	23
EMS – Cert	50	Visual Arts - AA	11
Graphic Communication – AAS	11		

AAS = Associate in Applied Science, Cert = Certificate, AA = Associate in Arts, AS = Associate in Science

Airframe and PowerPlant Mechanic – CERT

	2013	2014
Number Surveyed	148	60
Number Responding	58	24
% Responding	39.2%	40.0%
Continuing Education		
Attending College	33.3%	8.3%
# of Difficulties with Credit transfer	--	
Average = Prepared graduate for continued education (scale of 1-10)	--	--
Employment		
Employed full-time	94.6%(53)	95.7%(22)
Employed part-time	3.6%(2)	4.3% (1)
Unemployed but seeking	1.8%(1)	---
Not seeking	1	---
Other	1	1
% working in job related to education	88.9%	95.7%
Average = Prepared graduate for performing job (scale of 1-10)	8.54	8.71
Other		
% who met their educational goals at OCCC	77.8%	100%
% 1 st in family to earn a degree	28.1%	33.3%
% who volunteer in their community	27.8%	20.0%
% Education improved perspective of other cultures (scale of 1-10)	6.94	6.71
% Overall satisfied with OCCC (scale of 1-10)	8.62	9.08
% Would recommend OCCC to another person	100%	100%

Aviation Mechanic Technician – AAS

	2013	2014
Number Surveyed	26	16
Number Responding	15	10
% Responding	57.7%	62.5%
Continuing Education		
Attending College	54.5%	20.0%
# of Difficulties with Credit transfer	---	
Average = Prepared graduate for continued education (scale of 1-10)	--	--
Employment		
Employed full-time	100%(13)	100% (9)
Employed part-time	---	---
Unemployed but seeking	---	---
Not seeking	1	---
Other	1	1
% working in job related to education	100%	100%
Average = Prepared graduate for performing job (scale of 1-10)	8.73	---
Other		
% who met their educational goals at OCCC	100%	100%
% 1 st in family to earn a degree	26.7%	20.0%
% who volunteer in their community	50.0%	66.7%
% Education improved perspective of other cultures (scale of 1-10)	6.83	7.40
% Overall satisfied with OCCC (scale of 1-10)	9.33	9.20
% Would recommend OCCC to another person	100%	100%

Business – AS

	2010	2011	2012	2013	2014
Number Surveyed	130	121	144	136	140
Number Responding	65	60	69	73	70
% Responding	50.0%	49.6%	47.9%	53.7%	50.0%
Continuing Education					
Attending College	76.9%	86.6%	69.6%	88.9%	83.8%
# of Difficulties with Credit transfer	2	---	1	1	---
Average = Prepared graduate for continued education (1-10 scale)	8.84	8.92	8.91	8.62	9.09
Employment					
Employed full-time	62.5%(35)	63.4%(26)	61.8% (34)	64.3% (36)	61.0% (36)
Employed part-time	32.1%(18)	17.1% (7)	29.1% (16)	28.6% (16)	30.5% (18)
Unemployed but seeking	5.4%(3)	19.5% (8)	9.1% (5)	7.1% (4)	8.5% (5)
Not seeking	6	17	11	15	9
Other	3	2	---	2	2
% working in job related to education	62.3%	63.6%	50.9%	46.0%	51.8%
Average = Prepared graduate for performing job (1-10 scale)	---	---	---	---	---
Other					
% who met their educational goals at OCCC	84.8%	76.5%	96.9%	97.4%	100%
% 1 st in family to earn a degree	39.4%	38.2%	38.5%	43.5%	41.4%
% who volunteer in their community	18.2%	32.4%	35.1%	23.7%	29.4%
% Education improved perspective of other cultures (1-10 scale)	7.97	7.67	8.18	7.37	8.36
% Overall satisfied with OCCC (1-10 scale)	9.12	9.00	9.24	8.69	9.27
% Would recommend OCCC to another person	100%	98.3%	100%	98.6%	100%

Computer Network Support – CERT

	2014
Number Surveyed	20
Number Responding	11
% Responding	55.0%
Continuing Education	
Attending College	18.2%
# of Difficulties with Credit transfer	---
Average = Prepared graduate for continued education (scale of 1-10)	---
Employment	
Employed full-time	90.0% (9)
Employed part-time	10.0% (1)
Unemployed but seeking	---
Not seeking	1
Other	---
% working in job related to education	70.0%
Average = Prepared graduate for performing job (scale of 1-10)	---
Other	
% who met their educational goals at OCCC	100%
% 1 st in family to earn a degree	27.3%
% who volunteer in their community	---
% Education improved perspective of other cultures (scale 1-10)	7.73
% Overall satisfied with OCCC (scale of 1-10)	8.36
% Would recommend OCCC to another person	90.9%

Computer Systems Support– CERT

	2014
Number Surveyed	18
Number Responding	10
% Responding	55.6%
Continuing Education	
Attending College	20.0%
# of Difficulties with Credit transfer	---
Average = Prepared graduate for continued education (scale of 1-10)	---
Employment	
Employed full-time	50.0%(4)
Employed part-time	25.0%(2)
Unemployed but seeking	25.0%(2)
Not seeking	2
Other	--
% working in job related to education	88.3%
Average = Prepared graduate for performing job (scale of 1-10)	---
Other	
% who met their educational goals at OCCC	75.0%
% 1 st in family to earn a degree	40.0%
% who volunteer in their community	50.0%
% Education improved perspective of other cultures (scale of 1-10)	5.40
% Overall satisfied with OCCC (scale of 1-10)	7.80
% Would recommend OCCC to another person	80.0%

Diversified Studies – AA

	2012	2013	2014
Number Surveyed	78	97	167
Number Responding	31	38	83
% Responding	39.7	39.2%	49.7%
Continuing Education			
Attending College	96.8%	78.8%	76.3%
# of Difficulties with Credit transfer	--	--	1
Average = Prepared graduate for continued education (1-10 scale)	7.77	8.27	7.95
Employment			
Employed full-time	65.2% (15)	59.4%(19)	55.2% (37)
Employed part-time	21.7% (5)	28.1%(9)	41.8% (28)
Unemployed but seeking	13.1% (3)	12.5%(4)	3.0% (2)
Not seeking	7	4	22
Other	1	2	5
% working in job related to education	10.0%	18.5%	26.1%
Average = Prepared graduate for performing job (1-10 scale)	--	---	---
Other			
% who met their educational goals at OCCC	100%	100%	89.3%
% 1 st in family to earn a degree	25.0%	27.8%	30.1%
% who volunteer in their community	25.0%	30.0%	25.9%
% Education improved perspective of other cultures (1-10 scale)	7.84	6.69	7.24
% Overall satisfied with OCCC (1-10 scale)	8.71	8.71	8.64
% Would recommend OCCC to another person	96.8%	100%	95.1%

Diversified Studies – AS

	2012	2013	2014
Number Surveyed	226	286	537
Number Responding	115	137	236
% Responding	50.9%	47.9%	43.9%
Continuing Education			
Attending College	77.4%	86.3%	72.6%
# of Difficulties with Credit transfer	5	8	3
Average = Prepared graduate for continued education (1-10 scale)	8.43	8.80	8.93
Employment			
Employed full-time	62.1% (54)	58.3%(60)	60.0%(129)
Employed part-time	25.3% (22)	30.8%(31)	30.7%(66)
Unemployed but seeking	12.6% (11)	11.7%(12)	9.3%(20)
Not seeking	25	27	41
Other	---	5	6
% working in job related to education	39.5%	41.8%	41.2%
Average = Prepared graduate for performing job (1-10 scale)	8.07	8.25	8.78
Other			
% who met their educational goals at OCCC	95.8%	73.7%	94.0%
% 1 st in family to earn a degree	36.4%	42.5%	36.0%
% who volunteer in their community	32.2%	23.4%	31.7%
% Education improved perspective of other cultures (1-10 scale)	7.82	7.40	7.96
% Overall satisfied with OCCC (1-10 scale)	8.77	8.89	9.00
% Would recommend OCCC to another person	98.3%	97.1%	99.2%

Emergency Medical Science - AAS

	2014
Number Surveyed	16
Number Responding	10
% Responding	62.5%
Continuing Education	
Attending College	40.0%
# of Difficulties with Credit transfer	---
Average = Prepared graduate for continued education (1-10 scale)	---
Employment	
Employed full-time	90.0%(9)
Employed part-time	--
Unemployed but seeking	10.0%(1)
Not seeking	---
Other	---
% working in job related to education	100%
Average = Prepared graduate for performing job (1-10 scale)	---
Other	
% who met their educational goals at OCCC	100%
% 1 st in family to earn a degree	70.0%
% who volunteer in their community	---
% Education improved perspective of other cultures (1-10 scale)	7.60
% Overall satisfied with OCCC (1-10 scale)	9.20
% Would recommend OCCC to another person	100%

Emergency Medical Science – Basic - Cert

	2014
Number Surveyed	109
Number Responding	50
% Responding	45.9%
Continuing Education	
Attending College	40.5%
# of Difficulties with Credit transfer	---
Average = Prepared graduate for continued education (1-10 scale)	8.53
Employment	
Employed full-time	78.7% (37)
Employed part-time	14.9% (7)
Unemployed but seeking	6.4% (3)
Not seeking	3
Other	---
% working in job related to education	70.5%
Average = Prepared graduate for performing job (1-10 scale)	9.30
Other	
% who met their educational goals at OCCC	80.0%
% 1 st in family to earn a degree	26.0%
% who volunteer in their community	40.0%
% Education improved perspective of other cultures (1-10 scale)	---
% Overall satisfied with OCCC (1-10 scale)	---
% Would recommend OCCC to another person	100%

Graphic Communication – AAS

	2010	2011	2012	2013	2014
Number Surveyed	15	22	19	20	18
Number Responding	10	7	10	11	11
% Responding	66.7%	31.8%	52.6%	55.0%	61.1%
Continuing Education					
Attending College	20.0%	42.8%	20.0%	57.1%	27.3%
# of Difficulties with Credit transfer	1	1	--	1	---
Average = Prepared graduate for continued education (scale of 1-10)	---	---	--	---	---
Employment					
Employed full-time	100%(9)	83.3% (5)	80.0% (8)	44.4%(4)	63.6%(7)
Employed part-time	---	16.7% (1)	--	44.4%(4)	27.3%(3)
Unemployed but seeking	---	---	20.0% (2)	11.1%(1)	9.1%(1)
Not seeking	1	---	--	2	---
Other	---	1	--	--	---
% working in job related to education	77.8%	33.3%	62.5%	50.0%	60.0%
Average = Prepared graduate for performing job (scale of 1-10)	---	---	---	---	---
Other					
% who met their educational goals at OCCC	60.0%	100%	100%	100%	100%
% 1 st in family to earn a degree	40.0%	20.0%	22.2%	54.5%	54.5%
% who volunteer in their community	20.0%	---	---	33.3%	---
% Education improved perspective of other cultures (scale of 1-10)	8.00	6.86	7.20	6.00	7.00
% Overall satisfied with OCCC (scale of 1-10)	9.60	9.00	8.60	7.55	8.73
% Would recommend OCCC to another person	100%	100%	100%	100%	100%

Nursing – AAS

	2010	2011	2012	2013	2014
Number Surveyed	204	159	216	195	213
Number Responding	106	103	116	86	120
% Responding	52.0%	64.8%	53.7%	44.1%	56.3%
Continuing Education					
Attending College	14.2%	24.3%	21.6%	40.0%	38.3%
# of Difficulties with Credit transfer	1	1	---	---	---
Average = Prepared graduate for continued education (1-10 scale)	8.93	8.84	8.73	8.57	9.06
Employment					
Employed full-time	91.4%(96)	93.1% (94)	94.5% (104)	94.0%(79)	95.8% (114)
Employed part-time	3.8%(4)	5.0% (5)	2.7% (3)	3.6%(3)	2.5% (3)
Unemployed but seeking	4.8%(5)	2.0% (2)	2.7% (3)	2.4%(2)	1.7% (2)
Not seeking	1	2	5	1	1
Other	---	---	1	---	---
% working in job related to education	95.0%	96.0%	93.5%	98.8%	99.1%
Average = Prepared graduate for performing job (1-10 scale)	8.95	8.49	8.34	8.87	8.92
Other					
% who met their educational goals at OCCC	98.1%	96.9%	100%	100%	100%
% 1 st in family to earn a degree	42.6%	34.4%	36.0%	27.7%	33.3%
% who volunteer in their community	25.9%	21.9%	18.8%	25.6%	22.6%
% Education improved perspective of other cultures (1-10 scale)	7.80	7.54	7.44	6.99	7.66
% Overall satisfied with OCCC (1-10 scale)	9.05	8.71	8.48	9.11	9.17
% Would recommend OCCC to another person	99.1%	99.0%	96.5%	96.4%	99.2%

Occupational Therapist Assistant – AAS

	2010	2011	2012	2013	2014
Number Surveyed	23	20	16	15	19
Number Responding	11	13	11	6	15
% Responding	47.8%	65.0%	68.8%	40.0%	78.9%
Continuing Education					
Attending College	18.2%	---	9.1%	---	13.3%
# of Difficulties with Credit transfer	---	---		---	---
Average = Prepared graduate for continued education (scale of 1-10)	---	---		---	---
Employment					
Employed full-time	90.0%(9)	69.2% (9)	80.0% (8)	66.7%(4)	53.3%(8)
Employed part-time	---	23.1% (3)	20.0% (2)	33.3%(2)	40.0%(6)
Unemployed but seeking	10.0%(1)	7.7% (1)	---	--	6.7%(1)
Not seeking	---	---	1	---	---
Other	1	---	---	---	---
% working in job related to education	88.9%	100.0%	60.0%	100%	100%
Average = Prepared graduate for performing job (scale of 1-10)	8.44	8.75	7.50	8.50	8.31
Other					
% who met their educational goals at OCCC	---	100%	--	100%	100%
% 1 st in family to earn a degree	---	44.4%	18.2%	50.0%	53.3%
% who volunteer in their community	---	33.3%	33.3%	66.7%	33.3%
% Education improved perspective of other cultures (scale of 1-10)	7.91	8.46	7.00	---	7.47
% Overall satisfied with OCCC (scale of 1-10)	8.09	9.00	7.45	9.00	8.53
% Would recommend OCCC to another person	100%	100%	100%	100%	100%

Physical Therapist Assistant – AAS

	2010	2011	2012	2013	2014
Number Surveyed	19	21	20	19	18
Number Responding	12	14	13	8	11
% Responding	63.2%	66.7%	65.0%	42.1%	61.1%
Continuing Education					
Attending College	8.3%	7.1%	87.5%	---	---
# of Difficulties with Credit transfer	---	---	---	---	---
Average = Prepared graduate for continued education (scale of 1-10)	---	---	---	---	---
Employment					
Employed full-time	66.7%(8)	92.3% (12)	100% (12)	87.5%(7)	81.8%(9)
Employed part-time	25.0%(3)	7.7% (1)	---	12.5%(1)	9.1%(1)
Unemployed but seeking	8.3%(1)	---	---	---	9.1%(1)
Not seeking	---	1	---	---	---
Other	---	---	---	---	---
% working in job related to education	100%	100%	100%	100%	100%
Average = Prepared graduate for performing job (scale of 1-10)	9.27	9.46	9.33	---	8.70
Other					
% who met their educational goals at OCCC	100%	88.9%	100%	83.3%	87.5%
% 1 st in family to earn a degree	37.5%	22.2%	15.4%	50.0%	45.5%
% who volunteer in their community	37.5%	33.3%	57.1%	50.0%	25.0%
% Education improved perspective of other cultures (scale of 1-10)	8.17	8.14	7.31	5.83	8.00
% Overall satisfied with OCCC (scale of 1-10)	9.33	9.36	9.23	8.33	9.09
% Would recommend OCCC to another person	100%	100%	100%	100%	100%

Pre Bachelorette Nursing – AS

	2014
Number Surveyed	15
Number Responding	10
% Responding	66.7%
Continuing Education	
Attending College	70.0%
# of Difficulties with Credit transfer	---
Average = Prepared graduate for continued education (scale of 1-10)	---
Employment	
Employed full-time	77.8%(7)
Employed part-time	22.2%(2)
Unemployed but seeking	---
Not seeking	---
Other	---
% working in job related to education	33.3%
Average = Prepared graduate for performing job (scale of 1-10)	---
Other	
% who met their educational goals at OCCC	100%
1 st in family to earn a degree	40.0%
% who volunteer in their community	50.0%
% Education improved perspective of other cultures (scale of 1-10)	8.30
% Overall satisfied with OCCC (scale of 1-10)	9.40
% Would recommend OCCC to another person	100%

Pre-Education – AS

	2010	2011	2012	2013	2014
Number Surveyed	33	12	37	26	21
Number Responding	18	8	23	15	13
% Responding	72.2%	66.7%	62.2%	57.7%	61.9%
Continuing Education					
Attending College	76.9%	100%	91.3%	93.3%	92.3%
# of Difficulties with Credit transfer	--	2	---	1	---
Average = Prepared graduate for continued education (scale of 1-10)	8.38	8.63	8.86	8.36	9.08
Employment					
Employed full-time	53.3%(8)	---	50.0% (7)	66.7% (6)	42.9%(3)
Employed part-time	40.0%(6)	66.7% (2)	50.0% (7)	33.3% (3)	28.6%(2)
Unemployed but seeking	6.7%(1)	33.3% (1)	---	---	28.6%(2)
Not seeking	3	5	9	3	6
Other	--	---	---	3	0
% working in job related to education	42.9%	---	21.4%	66.6%	100%
Average = Prepared graduate for performing job (scale of 1-10)	8.17	---	---	---	---
Other					
% who met their educational goals at OCCC	83.3%	---	100%	100%	100%
% 1 st in family to earn a degree	66.7%	---	30.4%	46.7%	84.6%
% who volunteer in their community	50.0%	---	26.7%	22.2%	25.0%
% Education improved perspective of other cultures (scale of 1-10)	8.50	8.75	8.30	5.83	8.46
% Overall satisfied with OCCC (scale of 1-10)	9.00	8.88	9.13	8.67	9.08
% Would recommend OCCC to another person	94.4%	100%	95.7%	100%	100%

Psychology – AA

	2010	2011	2012	2013	2014
Number Surveyed	60	88	83	90	108
Number Responding	31	45	38	41	51
% Responding	51.7%	51.1%	45.8%	45.6%	47.2%
Continuing Education					
Attending College	83.9%	80.0%	81.6%	87.5%	81.6%
# of Difficulties with Credit transfer	---	1	---	1	1
Average = Prepared graduate for continued education (1-10 scale)	8.31	8.61	9.00	9.00	8.60
Employment					
Employed full-time	58.3%(14)	52.8% (19)	34.6% (9)	60.0%(18)	67.6%(25)
Employed part-time	41.7%(10)	36.1% (13)	42.3% (11)	26.7%(8)	32.4%(12)
Unemployed but seeking	---	11.1% (4)	23.1% (6)	13.3%(4)	---
Not seeking	4	9	12	8	8
Other	3	---	--	2	4
% working in job related to education	29.2%	15.7%	22.7%	7.7%	15.8%
Average = Prepared graduate for performing job (1-10 scale)	7.88	8.14	9.40	8.25	8.40
Other					
% who met their educational goals at OCCC	85.7%	78.3%	100%	95.2%	100%
% 1 st in family to earn a degree	42.9%	30.4%	33.3%	50.0%	51.0%
% who volunteer in their community	53.8%	21.7%	18.8%	55.0%	21.1%
% Education improved perspective of other cultures (1-10 scale)	7.68	8.33	8.44	6.91	8.02
% Overall satisfied with OCCC (1-10 scale)	9.06	9.13	9.28	8.88	9.06
% Would recommend OCCC to another person	100%	100%	100%	97.5%	98.0%

Respiratory Care Therapist – AAS

	2010	2011	2012	2013	2014
Number Surveyed	24	25	19	29	29
Number Responding	10	12	6	13	13
% Responding	41.7%	48.0%	31.6%	44.8%	44.8%
Continuing Education					
Attending College	10.0%	16.7%	---	---	7.7%
# of Difficulties with Credit transfer	---	---	---	---	---
Average = Prepared graduate for continued education (scale of 1-10)	---	---	---	---	---
Employment					
Employed full-time	60.0%(6)	90.9% (10)	83.3% (5)	92.3%(12)	76.9%(10)
Employed part-time	40.0%(4)	9.1% (1)	16.7% (1)	---	15.4%(2)
Unemployed but seeking	---	---	---	7.7%(1)	7.7%(1)
Not seeking	---	1	---	---	
Other	---	---	---	---	
% working in job related to education	100%	72.7%	83.3%	91.6%	100%
Average = Prepared graduate for performing job (scale of 1-10)	9.20	7.25	9.20	9.11	9.30
Other					
% who met their educational goals at OCCC	100%	---	---	100%	100%
% 1 st in family to earn a degree	---	---	50.0%	46.2%	33.3%
% who volunteer in their community	40.0%	---	---	12.5%	---
% Education improved perspective of other cultures (scale of 1-10)	9.30	7.67	8.00	7.45	6.58
% Overall satisfied with OCCC (scale of 1-10)	9.50	8.92	9.50	9.00	8.50
% Would recommend OCCC to another person	100%	100%	100%	100%	91.7%

Sociology – AA

	2010	2011	2012	2013	2014
Number Surveyed	24	26	37	48	40
Number Responding	13	12	19	22	23
% Responding	54.2%	46.2%	51.4%	45.8%	27.5%
Continuing Education					
Attending College	92.3%	83.3%	100%	95.2%	87.0%
# of Difficulties with Credit transfer	---	---	1	---	---
Average = Prepared graduate for continued education (scale of 1-10)	9.36	8.80	8.47	9.25	8.80
Employment					
Employed full-time	69.2%(9)	42.9% (3)	55.6% (10)	52.4%(11)	62.5%(10)
Employed part-time	23.1%(3)	57.1% (4)	27.8% (5)	38.1%(8)	31.3%(5)
Unemployed but seeking	7.7%(1)	---	16.7% (3)	9.5%(2)	6.3%(1)
Not seeking	---	5	1	1	---
Other	---	---	---	---	---
% working in job related to education	33.3%	28.6%	13.3%	42.1%	26.7%
Average = Prepared graduate for performing job (scale of 1-10)	8.25	---	---	9.17	---
Other					
% who met their educational goals at OCCC	57.1%	87.5%	100%	100%	100%
% 1 st in family to earn a degree	42.9%	75.0%	36.8%	45.5%	47.8%
% who volunteer in their community	42.9%	50.0%	36.4%	23.1%	25.0%
% Education improved perspective of other cultures (scale of 1-10)	8.92	9.08	8.74	8.89	8.13
% Overall satisfied with OCCC (scale of 1-10)	9.54	8.92	8.79	9.33	9.00
% Would recommend OCCC to another person	100%	100%	100%	100%	95.7%

Visual Arts - AA

	2014
Number Surveyed	22
Number Responding	11
% Responding	50.0%
Continuing Education	
Attending College	45.5%
# of Difficulties with Credit transfer	---
Average = Prepared graduate for continued education (scale of 1-10)	---
Employment	
Employed full-time	77.8%(7)
Employed part-time	22.2%(2)
Unemployed but seeking	---
Not seeking	1
Other	1
% working in job related to education	0
Average = Prepared graduate for performing job (scale of 1-10)	---
Other	
% who met their educational goals at OCCC	100%
% 1 st in family to earn a degree	27.3%
% who volunteer in their community	50.0%
% Education improved perspective of other cultures (scale of 1-10)	8.36
% Overall satisfied with OCCC (scale of 1-10)	9.09
% Would recommend OCCC to another person	90.9%

Appendix C Jobs and Company Names by Program

Jobs are listed for graduates who indicated their job was directly or somewhat directly related to their major. If a graduate received an AAS and one or more certificates in the same field, their employment was reported solely within their AAS program. If a nurse had a double major of diversified studies and nursing, this individual's employment was recorded within the nursing program. Please keep in mind that some graduates may have been employed prior to enrolling and/or graduating from OCCC. Also, some graduates may hold a reverse degree in which they were attending a 4-year educational institution and OCCC contacted them to transfer their credits back to OCCC to obtain a degree.

Airframe & Powerplant - CERT

Aircraft Mechanic	AAR
Airframe & Powerplant Mechanic	Aerotek, Inc.
Apprentice Mechanic L2	Aviation Technical Services
Aircraft Mechanic	Department of Defense
Aircraft Mechanic	DOD Civil Employer
Adjunct Instructor	Metro Tech
Aircraft Electrician	Tinker Air Force Base (4)
Aviation Technician	Tinker Air Force Base
Jet Engine Mechanic	Tinker Air Force Base
Mechanic	Tinker Air Force Base (3)
Air craft mechanic	Wiley Post

Automotive Technology - AAS

Automotive Technician	Eurosport
-----------------------	-----------

Aviation Maintenance Technology - AAS

Intern - Aircraft Mechanic	American Flyers
Aircraft Electrician	Tinker Air Force Base (2)
Aircraft Mechanic	Tinker Air Force Base (2)
Aircraft Sheetmetal Mechanic	Tinker Air Force Base
Aviation Maintenance Mechanic	Tinker Air Force Base
Aviation Technician	Tinker Air Force Base
Flightline Aircraft Mechanic	Tinker Air Force Base

Business – Administrative Office Specialist AAS

Accounts Receivable/Payable	Hydronic Systems
Director's Assistant	Financial Aid Office at OCCC
Front Office	Florida Women's Care
Dispatcher	Mitchell Communications

Business - AS

Billing Assistant	180 Medical
Clerk	AAR
Electronic Banking Specialist	Arvest Bank
OSP Engineer	AT&T
Administrative Assistant/Receptionist	Automotive Building Systems
Account Manager	Baker Hughes
Manager/Front Office	Camp In Hotels
Lead Accountant	Devon Energy

Accounting Assistant
Contract Dept.
Engineering Intern
Technical Instructor
Business Analyst
Analyst
Administrative Assistant
Lease Analyst (Intern)
HR Representative
Accountant
Teller III - Lead
Multi-Store Manager
HR
Cashier
River Tour Guide
Entrepreneur
Service Desk
Payroll & Finance Management
Sales/Clerk

Equal Energy
Enterprise Oil
Johnson Controls
Keybridge
Midfirst Bank
Military
Moore-Norman Technology Center
Nichols Energy
OCCC
OECS
Oklahoma Fidelity Bank
Payless Shoe Source
Post Office
Quicker Liquor
River Tree Volunteers
Self-Employed
UCO

Computer Aided Technology - Cert

CADD Specialist III

ODOT

Computer Aided Technology - AAS

CAD Manager

DC & Associates

Computer Aided Technology – Game - AAS

Tech Support

Sprint

Computer Aided Technology – GIS - Cert

Analyst

Gulf Port Energy

Chemistry AAS

Anatomy Lab Assistant

OCCC

Child Development AA

Youth Coordinator

Be The Change

Child Development - Cert

Teacher
Teacher
Teacher
Master Teacher
Teacher's Assistant
Caregiver

Chesapeake
Childtime Learning Center
Community Action Agency
Crossroads Kids Club
Horseman Elementary
Southwest Child Development Center

Computer Networking Support – Cert

Help Desk
Enterprise Help Desk Analyst
Radio Technician
Teach a class on computers
Teach a class on computers

APEX Systems
Boeing
City of OKC
Tinker Air Force Base
Tinker Air Force Base

Computer Programming – AAS

Software Developer
Software Engineer

RS Software
LexisNexis

Computer Systems Support AAS

Desktop Administrator

One Neck IT Solutions

Computer Systems Support – Cert

Help Desk Technician
Help Desk

APEX Systems
APEX Systems

Computer Science – Cyber Information Security - AAS

Enterprise Triage Agent
Supervisor, IT Compliance, Operations, and Support
Information Security Engineer
Systems Administrator
Technician

Dell
Delta Dental of Oklahoma
Integrus Health
Jasco Products
Spurs New Technology

Diagnostic Medical Sonography - AAS

Sonographer
Ultrasound

Comanche County Memorial Hospital
Lakeside Women's Hospital

Diesel Technology - AAS

Diesel Mechanic

Northwest Crane Service

Diversified Studies - AA

Public Relations
Helpdesk Analyst II
Production Assistant
Senior Patient Services Representative
In-Home Custom Decorator
EMT
Teacher
Assistant Store Manager
Local Sales Cord.
RN
Teacher
Marketing Director
Rehab Tech
Administrative Assistant II

Crossing Motor Sports
Dell Federal
Freelance and Grey Fredrickson at OCCC (SOON)
Integrus Health
J. C. Penny
Medic West
Mid-Del Public Schools
Natural Grocers
News 9
Norman Regional Hospital
Oklahoma City Public Schools
OrderMatic
Rehab Cares
UCO (Department of Design)

Diversified Studies – AA

Patient Service Specialist
Technician
Loan Assistant
CNA
Range Management Tech
HR Director
Teacher
Children's Associate
Nurse
Field Service
Correctional Officer
Paramedic

Access Medical
Apple
Bank of Oklahoma Mortgage
Bell Creek
BIA - Pawnee Agency
Cancer Specialists of Oklahoma
Chickasha Public Schools
Choctaw Road Baptist Church
Community Hospital
Cox Communications
Department of Corrections
EMSSTAT

Facility Supervisor
 Director of Operations
 Engineering Manager
 Account Manager
 Housekeeping
 Front Desk Receptionist
 Business Development Manager
 OR Director
 Nurse Assistant
 RN
 Childcare Teacher
 Surgical Sales Representative
 Nursing Assistant
 RN
 Secretary
 Substitute Teacher
 Paraprofessional
 Park Ranger
 Administrative Manager
 Fireman
 RN - ICU
 Administrative Assistant
 Biology Lab Assistant
 APD IV Project Manager
 Cardiac yoga
 RN
 Network Administrator
 Staff Assistant
 CTA
 OR Nurse
 C. N. A. - Nursing Aid
 Nurse (OR)
 Physical Therapist
 Financial Clerk
 Front Desk
 Executive of Sales
 Nurse tech
 RN
 Sonographer
 Manager - Retail
 Process Engineer
 Backroom Team Member
 Jet Engine Mechanic
 Scheduler
 Branch Manager
 LPN
 RN
 Director of Operation - RN
 Financial Counselor
 Closer - Loans

EOC Tech
 Earc, Inc.
 FAA
 FMC Technologies
 Gold's Gym
 Health Care Organization
 Henry Schin
 Institute of Oklahoma
 Integris Baptist Medical Center
 Integris Baptist Medical Center
 Kidzclub
 Medi-Sol
 Mercy Hospital
 Mercy Hospital (2)
 Moore Public Schools
 Moore Public Schools
 Mustang Public Schools
 National Park Service
 Nexus
 Norman Fire Department
 NRHS
 OCCC
 OCCC
 ODOT
 Oklahoma Heart Hospital
 Oklahoma Heart Hospital
 Oklahoma National Guard
 OU
 OU Medical
 OU Medical
 OU Medical Center - Edmond
 OU Medical Center/Mental Health Integris
 Physical Therapy Central
 Professional Oklahoma Educator
 Roadway Inn
 SoundQubed
 St. Anthony Hospital
 St. Anthony Hospital
 St. Anthony Hospital
 Sun & Ski
 SW Electric
 Target
 Tinker Air Force Base
 Tinker Air Force Base
 Totkins Trust Company
 Urgent Care
 Vice Line Hospice
 Wellness & Longevity
 Weokie

Emergency Medical Science – AAS

EMT
 Paramedic
 Paramedic
 Paramedic

Access medical urgent care
 React Services
 EMSA
 Norman Regional Health Center

Paramedic	Midwest City Ambulance
Paramedic	React EMS
Laborer	Quality Towing
Paramedic	React Emergency Services
EMT	MSTAR & Firemedic

Emergency Medical Systems – Basic - Cert

EMT	City of Oklahoma
Deputy	Cleveland County Sheriff's Office
EMS Director	Crescent Ambulance District
Firefighter & EMT	Deer Creek Fire Protection & Crescent EMS
EMT	Elaine's Transport Company
Driver	Emergency Transport Company
EMT	EMSA (4)
Paramedic	EMSSTAT
EMT Basic	Guardian EMS
EMT	INSA
E. R. Tech	Integrus Baptist Medical Center
Emergency Dept. Technician	Integrus Health
ER Tech	Integrus Southwest Medical Center
EMT	MedRide
EMT	Midwest Regional
Phlebotomist	Midwest Regional Medical Center
Firefighter	OKC Fire Department
Field Training Officer	Oklahoma Critical Care Transport
Medical Assistant	OU Medical Center
RN	OU Medical Center
EMT - BASIC	REACT EMS
EMS Manager	Remington Park
EMT	Samaritan EMS
E.R. Tech	St. Anthony Hospital
Fireman/responder	Tuttle Fire

EMT Paramedic - Cert

Paramedic	EMSSTAT
Firefighter/Paramedic	City of Chickasha
Paramedic	EMSSTAT
Paramedic	EUSA-OKC
Paramedic	Guardian EMS
Paramedic	Wadley's EMS

Engineering - AS

Supervisor	Oklahoma Natural Gas
Trainee - Automotive Technician	The Council Luke Autocare

Film & Video Production Technician - AA

Trainer	Apple
---------	-------

Film & Video Production Technician - AAS

Interdepartmental Specialist	Mathis Brothers Furniture
Associate Producer of Discover Oklahoma	Oklahoma Department of Tourism

Graphic Communications – AAS

Photographer
Graphic Designer
Graphic Designer
Data Collection Rep
Administrative Support Manager
Designer/Pre-Pressman

Blunt Studios
Caledon Virtual
Copy Fast Printing
Crossmark
Oklahoma Conference of Churches
University Printers

History – AA

History Teacher

Moore High School

Journalism – AA

News Editor

Oklahoma Daily

Liberal Studies – AA

Media Assistant
Loan Counselor

Oklahoma City Public Schools

Mathematics - AS

Intern
Construction Estimator
Math Lab Assistant
Engineering project
Under-graduate research assistant

HollyFrontier
Malibu Floors
OCCC
OU
OU

Medical Assistant - AAS

Medical Assistant
Medical Assistant
Medical Assistant
CMA
Medical Assistant

Integrus Baptist Medical Center
Norman Regional
North Family Medical Center
Putnam N. Medical Clinic
Putnam North Family Medical Center

Network Technology - AAS

Network Tech
Installation Agent

Boeing
Geek Squad

Nursing - AAS

RN
RN
RN
RN
RN - NICU
RN
ER nurse
RN
RN
RN
RN
RN
RN
RN
RN
RN
RN
RN

Armana Care
Baptist ER
Baylor, Scott, & White
Children Center Rehabilitation Hospital
Deaconess Hospital
Deaconess Hospital
Duncan Regional Hospital
Duncan Regional Hospital
Heritage
Hillcrest Medical Center (2)
Hometown Home Health
Integrus Baptist Medical Center (20)
Integrus Lakeside Women's Hospital
Integrus Southwest Medical Center (3)
Lifeline Home Health
Lindsay Municipal Hospital (2)
Alaska Native Medical Center

RNWCC Case Manager
ICU Nurse - Staff
RN
Critical Care
RN
RN
RN
RN
RN
OR Surgery
RN
RN
RN
RN
RN
RN
RN
LPN/RN
RN
RN
RN Case Manager
RN
RN
RN
RN
Preoperative RN
Cardiac RN
RN
RN
Research Registered Nurse
RN
RN-NICU
RN Medical Surgery
RN - Case Manager
Registered Nurse

Loving Care Home Health
Mercy Hospital
Mercy Hospital (11)
Mid west Regional
Midwest City Regional Hospital (3)
Norman Regional Hospital (9)
Oklahoma Asthma & Allergy Clinic
Oklahoma Heart Hospital (2)
OU Children's Hospital (3)
OU Medical Center
OU Medical Center (9)
OU Medical Center Oncology
OU Medical Center/Harbor Light Hospice
OU Medical, HCA
Pauls Valley General Hospital
Personal Nursing Care
Purcell Municipal Hospital
Ranchwood Nursing Center
Regency (Rehab Facility)
Saint Francis Hospital
Santé of North Scottsdale (AZ)
Specialty Hospitals
SSM Healthcare
SSM Healthcare
St. Anthony Hospital
Bone & Joint (St. Anthony Hospital)
St. Anthony Hospital
St. Anthony Hospital (6)
State of Oklahoma
Stephenson Cancer Center
The Center at Centennial
The Children's Hospital at OU Medical
VA Hospital
Valir
West Florida Hospital

Occupational Therapy Assistant - AAS

Medical Receptionist/COTA
Occupational Therapy Assistant
COTA/L
COTA/L
OTA
COTA/L
COTA
COTA
OTA
OTA
COTA
COTA/L
COTA/L - PRN

Apex Rehabilitation
Baptist village
Independent Contractor
Kindred RehabCare
Memorial Hospital (Kiamichi County)
Moore Therapy Services
NPS
Reliant
Rely On Rehab
Sensational Kids
Southwest Therapy Solutions
Therapitas
Valir Rehab Hospital

Physical Therapist Assistant

PTA
PTA
PTA

Aegis Therapies/Ultreya Rehab
Cornerstone Healthcare Group
HCA (OU Children's Hospital)

PTA
PTA
PTA
PTA
PTA

PTA/Office Administrator

LovingCare
Motionworks Physical Therapy
Physical Therapy Counsel
Precision Physical Therapy
Regional Physical Therapy & Human
Performance Centers (Midwest City)
Tecumseh Physical Therapy

Political Science Pre-Law – AA

Researcher/Newsletter Editor
Facilities Management Assistant
Insurance Producer
Undergraduation Admissions (Clerical Assistant)

O&R Morgan, Inc.
OCCC
Shelter Insurance
UCO

Pre-Allied Health – AS

Physical Therapy Technician

Therapy In Motion (2)

Pre-Baccalaureate Nursing - AS

RN
Administrative Supervisor

21st Century Home Health
Breg. Inc.

Precision Machining - AAS

Machinist
Programmer

Coors Tech
KerrPumps

Pre-Dentistry - AS

Dental Assistant

Smile Associates

Pre-Education – AS

Daycare Teacher
Special Education TA
Office Assistant

BP Kids & Leslie
Edmond Public Schools
OCCC (Upward Bound)

Pre-Engineering

Production Engineering Intern
Hydraulic Technician
Facility Maintenance Engineer

Hitachi Computer Products America, Inc.
Hydraulic Outlet
U. S. Navy Facility

Psychology – AA

Case Manager
OCCC Theatre Assistant
Family Advisor
Salon Manager

Housing Hope
OCCC
Oklahoma Baptist Homes for Children
Regis

Public Relations - AA

Customer Service Representative

TowerTech

Respiratory Care- AAS

Respiratory Therapist
Respiratory Therapist
Respiratory Therapist

Integrus Baptist Medical Center (3)
Mercy and Baptist
Norman Regional

Respiratory Therapist
Respiratory Therapist
Respiratory Therapist
Respiratory Therapist

OU Children's Hospital
OU Medical Center
Saint Francis Hospital
St. Anthony's Hospital

Sociology - AA

PCA
Teacher
Teacher
Assistant to Senior Adult Ministries

Healthcare Innovations
Integrus Baptist Medical Center
Lawton Public Schools
Southern Hills Baptist Church

Spanish - AA

Communications Tutor

OCCC

Spanish – Cert

Language Lab Asst.

OCCC

Speech - AA

BCRC Training Coordinator
Sales Associate

Benefits Coordination and Recovery Center
Sun and Ski

Speech Language Pathology Assistant – AAS

Special Education Teacher
Speech Pathology
Speech Language-Pathology Assistant
Speech Language-Pathology Assistant
Speech Pathology
Speech Language-Pathology Assistant
Speech-Language Pathology Assistant

Five Star CO-OP
Lawton Public Schools
Mustang Public Schools
Odyssey Speech Therapy
owns own business with his wife
TriCountry School District
Wyandotte Public School

Surgical Technology – AAS

Surgical Technologist
Surgical Technologist
Surgical Technologist

Cosmetic Surgical Art
Integrus Baptist Medical Center (2)
Norman Regional Health System

Technology - AAS

Real Estate Agent

KEVO Properties