



**Monitoring Report on Achieving the
College's ENDS:
Workforce Development
November 28, 2022**



TABLE OF CONTENTS

Background and Summary.....	3
Transfer Student Performance	5
Licensure Pass Rates.....	6
Future Issues	8

Background and Summary

The College’s Workforce Development END, established by the OCCC Board of Regents, states:
-- Our graduates earn higher-level degrees or are successful in technical and professional careers.

- The success of our graduates is critical for assessing the College’s programs and ensuring our community has an educated workforce.
- There are four primary core indicators (with several sub-indicators) used to measure graduate success. Based on the latest available information, performance on the targets is as follows:

Target	Performance
OCCC Transfer Grade Point Average (GPA) will be equal to or above the Transfer Institution undergraduate GPA	
• OCCC was 3.21 compared to OU 3.31	•
• OCCC was 3.24 compared to OSU 3.25	•
• OCCC was 3.18 compared to UCO 3.04	•
Health Professions First Time Licensure Pass Rates will be equal to or above the national pass rates	
• OCCC Nursing graduates’ pass rate was 93% compared to 82% at the national level	•
• OCCC Paramedic graduates’ pass rate was 81% compared to 69% at the national level	•
• OCCC Physical Therapist Assistant graduates’ pass rate was 95% compared to 79% at the national level	•
• OCCC Respiratory graduates’ pass rate was 72% compared to 49% at the national level.	•
• OCCC Anesthesia Technology graduates’ pass rate was 100% compared to 100% at the national level.	•
Health Professions First Year Licensure Pass Rates will be equal to or above the national pass rates	
• OCCC Occupational Therapy Assistant graduates’ pass rate was 100% compared to 100% at the national level	•
100% of Automotive Technology graduates from OCCC were employed in a related field six months after graduation, which exceeded the 85% target.	•
88% of the graduates were satisfied with their education, which exceeded the 85% target. Total number of respondents were 239.	•

¹ Performance indicators are as follows: • (green) denotes at or exceeding target, • (yellow) denotes slightly below target requiring monitoring, • (red) denotes significantly below target



Background and Summary -- Cont'd

- During the last several years, the College has demonstrated the following progress in addressing its Graduate Success END:
 - OCCC student GPAs exceeded UCO all undergraduates' GPA
 - The licensure pass rates were above the national pass rates in the three programs that had results
 - Automotive Technology graduates continue to have high employment rates following graduation
 - OCCC graduates were satisfied with their educational experience and preparation for careers and transfer institutions
- Areas for improvement include the following:
 - OCCC transfer student GPA at OU and OSU is less than GPAs of the native students

Transfer Student Performance

Target: OCCC students who transfer to OU, OSU, or UCO will have a grade point average equal to or better than the grade point average in that institution.

Transfer Student Performance

Type of Student	FY 2017 GPA	FY 2018 GPA	FY 2019 GPA	FY 2020 GPA	FY 2021 GPA	FY 2022 GPA
-----------------	----------------	----------------	----------------	----------------	----------------	----------------

UCO

OCCC students transferring	2.89	2.97	2.93	3.23	3.12	3.18
All Undergraduates	2.77	2.90	2.91	3.12	3.00	3.04

OSU

OCCC students transferring	3.02	3.03	3.05	3.17	3.20	3.24
All Undergraduates	3.07	3.09	3.12	3.23	3.25	3.25

OU

OCCC students transferring	2.96	3.02	3.13	3.27	3.25	3.21
All Undergraduates	3.19	3.22	3.25	3.31	3.32	3.31

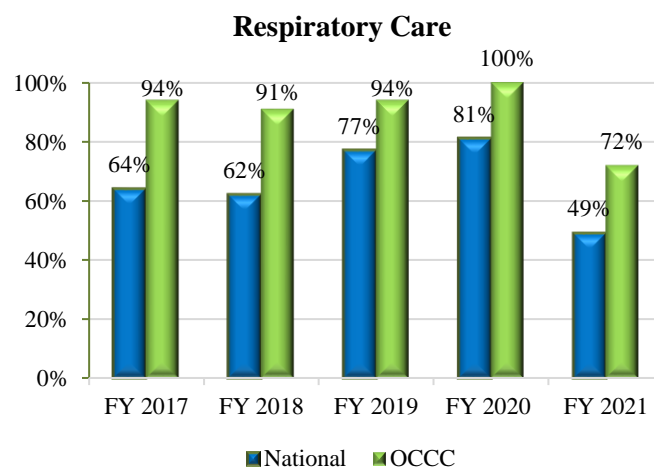
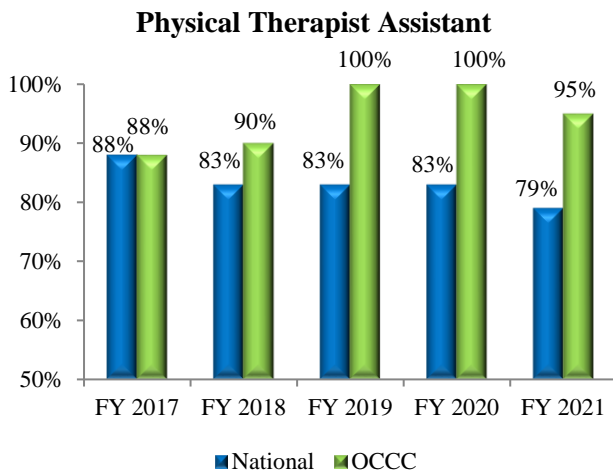
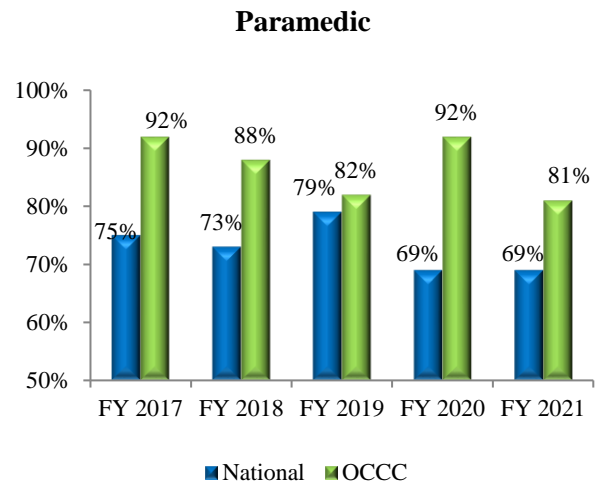
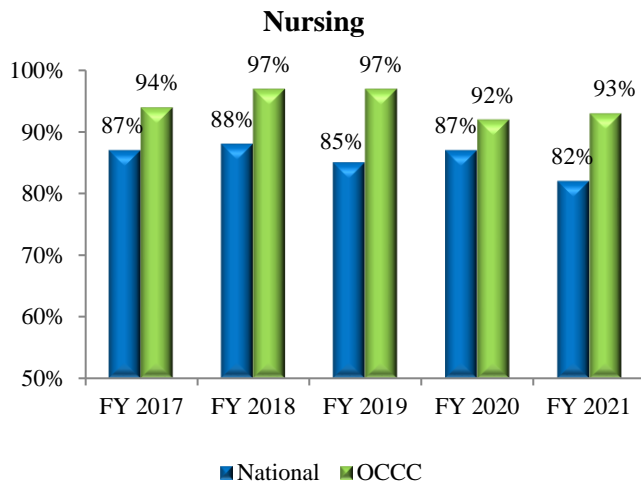
Source: UCO, OSU and OU

OCCC transfer students at UCO had a higher GPA than their native students. OCCC transfer students were slightly below the total undergraduate population GPA at OSU and OU.

Licensure Pass Rates

Target: The first-time licensure pass rates of OCCC Health Professions' graduates will exceed the national averages.

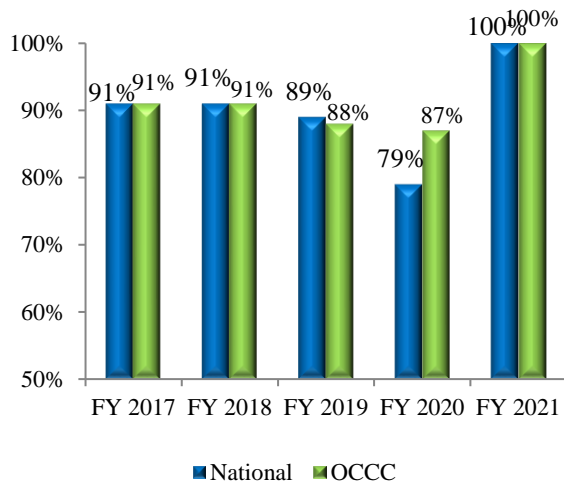
In 2021, OCCC first time licensure pass rates exceeded national pass rates in all four programs.



Licensure Pass Rates

Target: The first-year licensure pass rate of OCCC Occupational Therapy Assistant graduates will exceed the national average.

Occupational Therapy Assistant





Future Efforts

We have made great progress with facilitating the successful transfer of our student to the University of Oklahoma. We have signed 17 articulation agreements with them to help ensure successful transfer of our students' courses in a way to support their declared major at the time of transfer. This assurance will help eliminate any need for duplication of courses in their final years of the baccalaureate program. We have also established three articulations with the University of Central Oklahoma and have ten additional in the final stages of discussion. We continue our conversations with Oklahoma State University to facilitate successful transfer of all OCCC courses to those institutions to fulfill all general education requirements at those institutions.