



**Monitoring Report on Achieving the  
College's ENDS:  
Student Access**  
May 16, 2022



# Table of Contents

---

Background and Summary.....	3
Market Share.....	4
Credit Hours .....	5
Academic Programs and Articulation Agreements .....	6
Continuous Improvement Efforts .....	7

## **Appendices**

Credit Student Headcount by Semester .....	9
Part and Full-Time Students .....	10
New and Returning Students .....	11
International Students .....	12
Affordability .....	13
Projected Top 15 Highest Growing Jobs in the State of Oklahoma .....	14

# Background and Summary

- The College’s Access END, established by the OCCC Board of Regents, states:  
**Our community has broad access to valuable certificate and degree programs, and non-credit educational opportunities and events.**
- There are three core indicators used to measure student access in the College’s FY2021 Annual Plan. Based on the latest available information, performance on these targets are:

Target	Performance <sup>1</sup>
Headcount market share will be above 50.4%. The most recent market share rate was 52.0%.	
Credit hours will be above the prior year of 217,338. The FY2021 total credit hours was 214,866.	
The college will have 2 new programs/options and/or articulation agreements developed, approved and implement by the end of FY2021. The college developed 10 agreements with 3 universities.	

The College has demonstrated strength in the following areas:

- OCCC’s market share has increased from FY2020 to FY2021.
- The college’s articulation agreements have continued to expand.

Areas for improvement include the following:

- The College’s credit hours have decreased from FY2020 to FY2021.

---

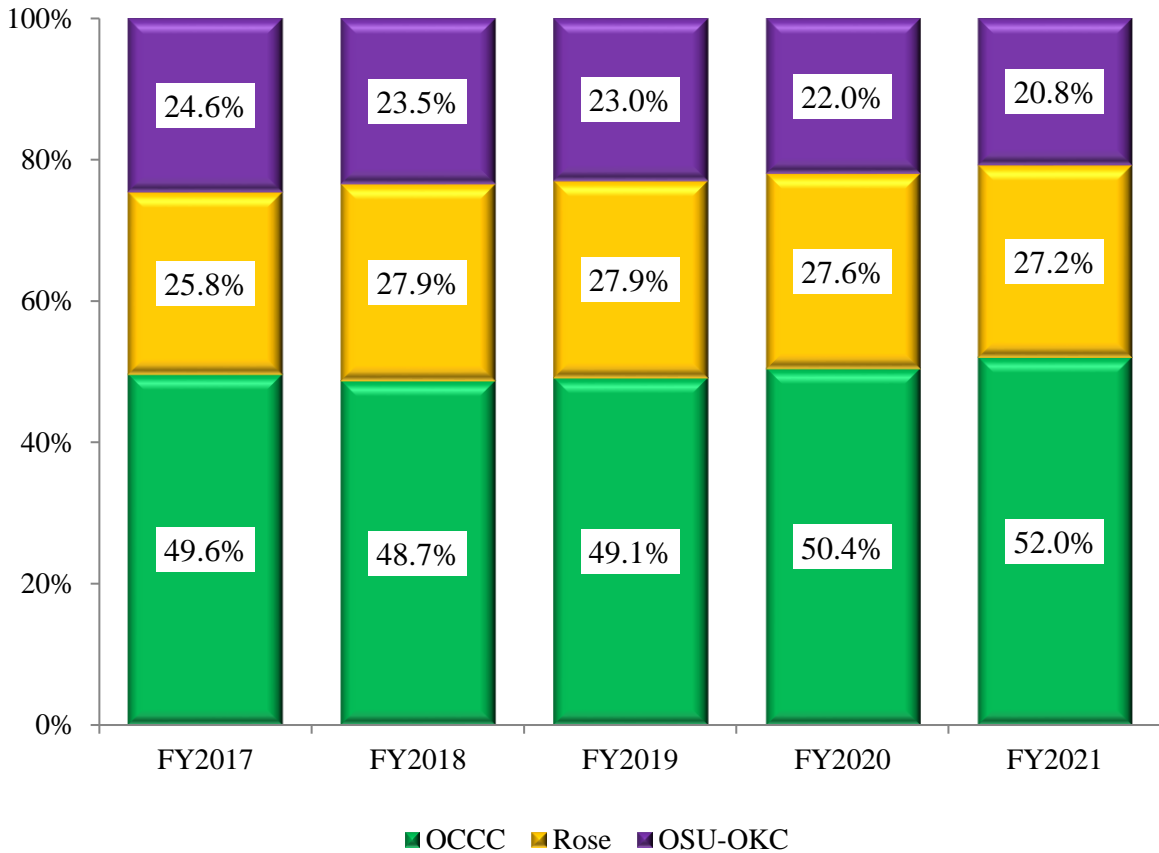
<sup>1</sup> Performance indicators are as follows: • (green) denotes at or exceeding target, • (yellow) denotes slightly below target requiring monitoring, • (red) denotes significantly below target

# Market Share

**Target:** Total headcount market share will be above 50.4%.

Market share is a way to measure how the OCCC number of students compares to the other two community colleges in the metropolitan area. External factors such as demographics and the economy affect enrollment, but market share is a consistent way to measure progress in good and challenging times.

**Local Market Share of Annual Unduplicated Headcount**

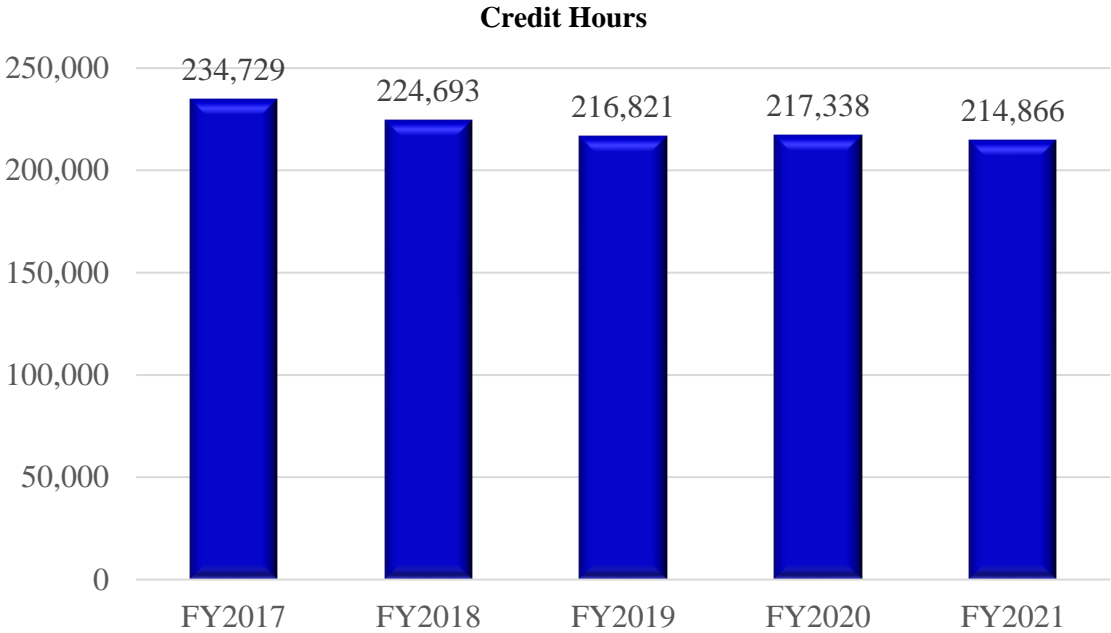


*Source:* OSRHE

- The OCCC unduplicated headcount market share is determined by adding the unduplicated headcount of Rose, OSU-OKC and OCCC and dividing each one by the total. The College's market share increased by 1.6 percentage points. OCCC's market share has increased three consecutive years.

# Credit Hours

**Target:** Credit hours will increase over the target of 217,338.



\* Students designated as never attending have been excluded  
*Source: OCCC Department of Institutional Effectiveness*

- The College’s credit hours were 214,917, which was a 1.2% decrease over FY2020.

# Academic Programs and Articulation Agreements

**Target:** Two new academic programs/options and/or articulation agreements developed, approved, and implemented by the end of FY2021.

## Oklahoma Christian University

1. AAS in Nursing to BS Nursing
2. AS Pre-Nursing to BS Nursing
3. AA History to BA History
4. AA Political Science to BA History
5. AA Political Science to BS History
6. AA Political Science to BS Political Science
7. AA Psychology to BA Psychology
8. AA Psychology to BS Psychology

## Oklahoma State University Institute of Technology

1. AAS to Bachelor Technology in Applied Technical Leadership

## University of Central Oklahoma

1. AA Psychology to BA Psychology



# Continuous Improvement Efforts

---

- Early College Program
- Enrollment Management Team – Fill Rate Reports
- Group Counseling Expansion
- Co-Curricular Engagement
  - 15 \$500 scholarships for co-curricular engagement.
  - Co-Curricular transcript (implementing Fall 2022)
- Continued Monitoring and Expansion of Remote Weekend and Evening Advisement Services
- Review OKCGo Program

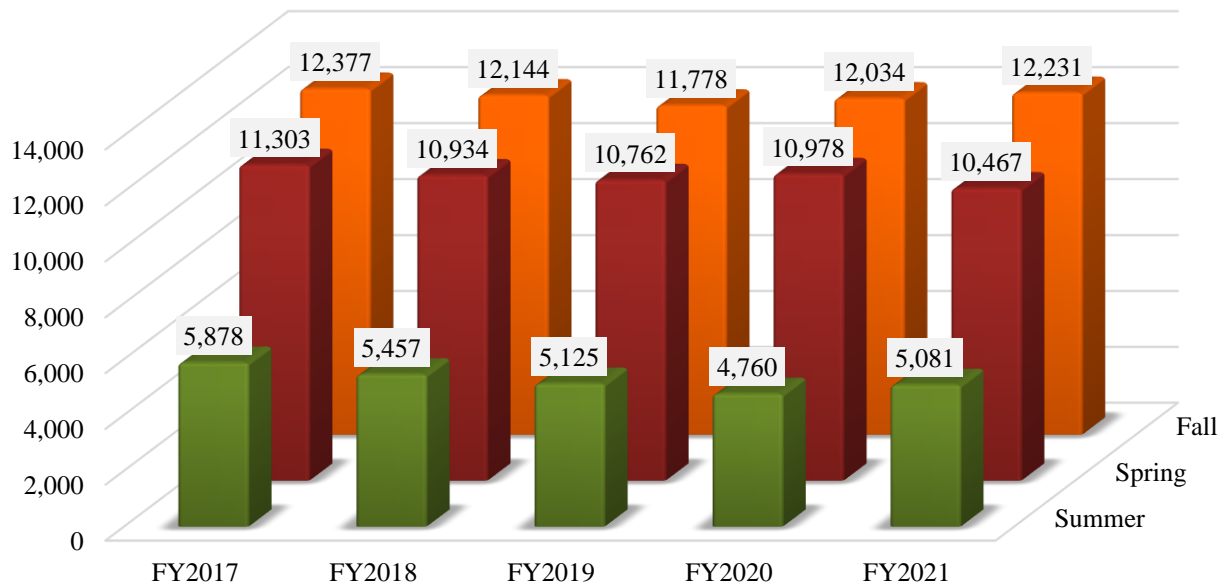


# Appendices



# Credit Student Headcount by Semester

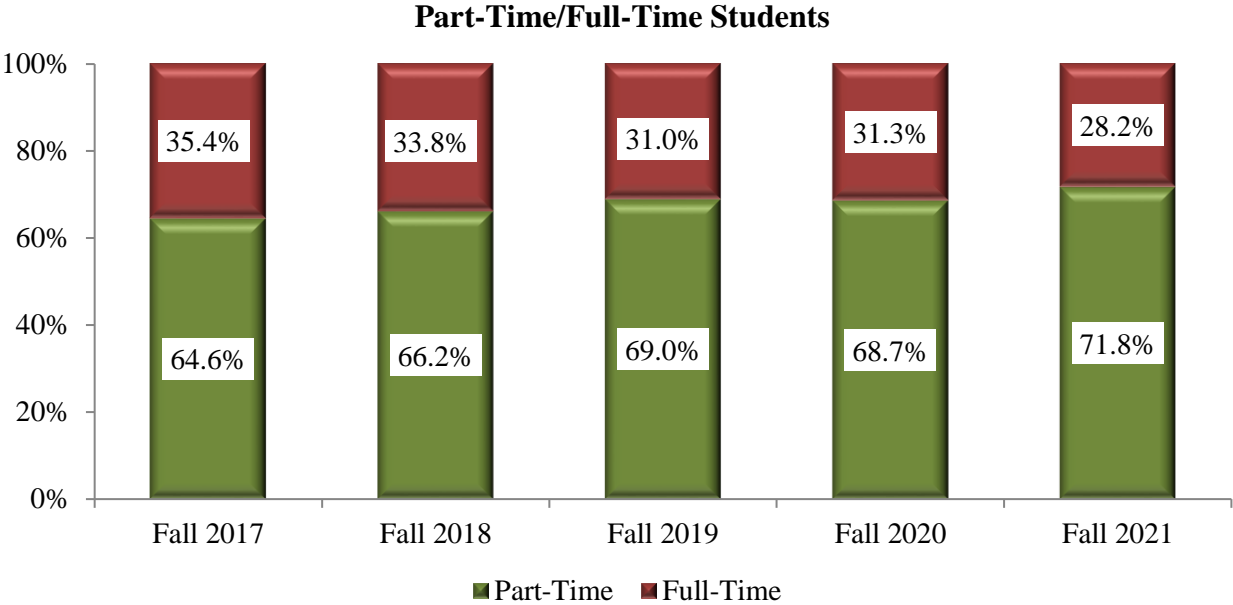
Student Headcount by Semester\*



\* The number of students is duplicated among term headcounts. Students designated as never attending have been excluded.

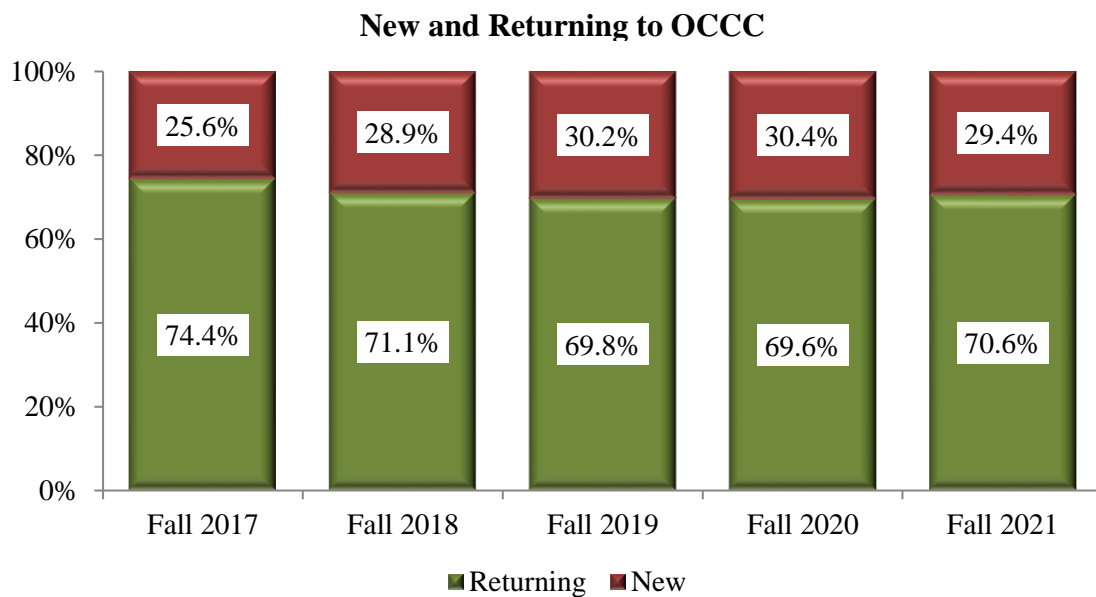
Comment: Student headcount in the Summer and Fall semesters showed an increase in FY2021.

# Part and Full-Time Students



Comment: The percentage of part-time students (i.e., those who take less than 12 hours in a semester) has increased in Fall 2021.

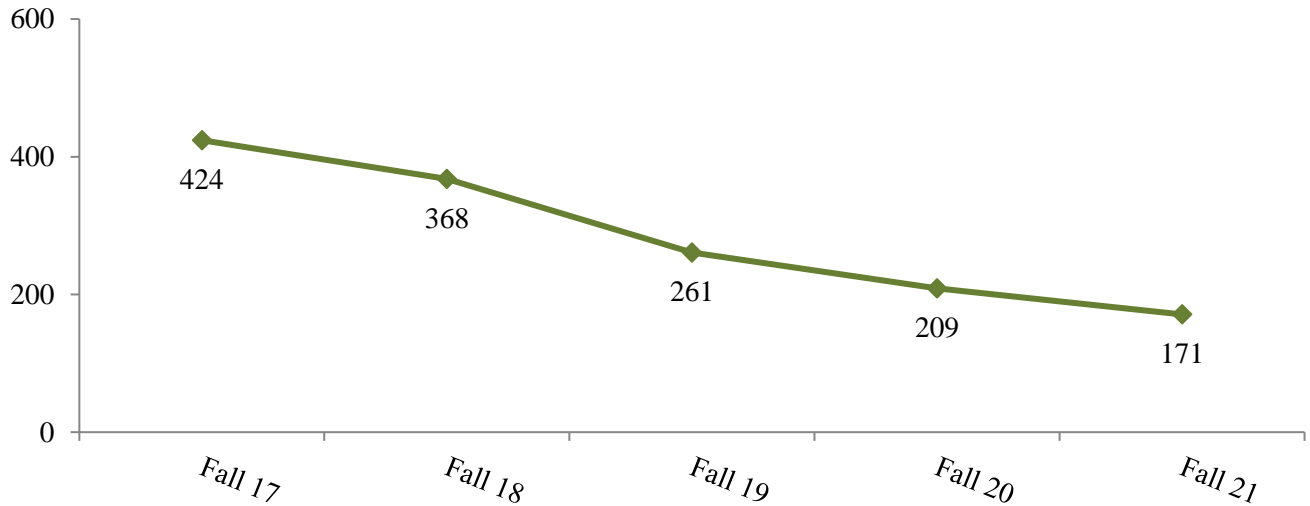
# New and Returning Students



Comment: Returning students as a percentage of the student body has increased slightly since Fall 2020.

# International Students

**Number of International Students Enrolled  
At OCCC in the Fall**



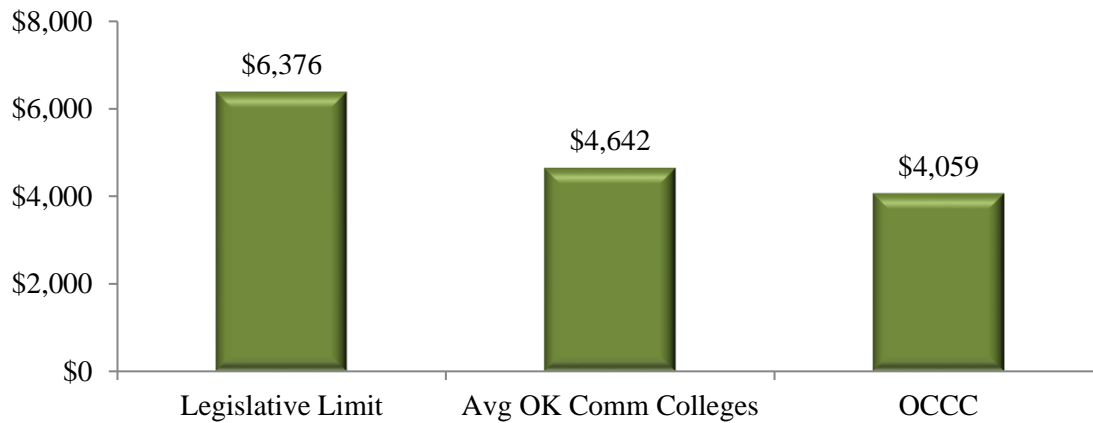
Comment: The number of International students has trended downward for several years. Nigeria accounted for the largest number of the College's international student population in Fall 2021.

## **Top 10 Countries of Citizenship for International Students**

<b>Country</b>	<b>Number</b>
Nigeria	26
Vietnam	25
Cameroon	20
Kenya	13
Nepal	10
Pakistan	7
South Korea	7
Oman	7
Gabon	6
China	4
India	4

# Affordability

**Comparison of Tuition and Mandatory Fees for  
30 Credit Hours in 2021-2022**



*Source:* OSRHE

Comment: The College's tuition continues to be among the lowest of community colleges in the State with OCCC's tuition at 63.7% of the legislative limit.

# Projected 15 Highest Growing Occupations in the State of Oklahoma

Job	OCCC Associate Degree Program	2019 jobs	2025 jobs	# change 2019 to 2025	% change 2019 to 2025
Heavy and Tractor-Trailer Truck Drivers		30,281	32,732	2,451	8.1%
<i>General and Operations Managers</i>	<i>Business Management</i>	<i>27,405</i>	<i>29,196</i>	<i>1,791</i>	<i>6.5%</i>
<i>Registered Nurses</i>	<i>Nursing</i>	<i>30,449</i>	<i>32,039</i>	<i>1,590</i>	<i>5.2%</i>
<i>Accountants and Auditors</i>	<i>Business Accounting</i>	<i>15,758</i>	<i>17,046</i>	<i>1,288</i>	<i>8.2%</i>
Maintenance and Repair Workers, General		17,704	18,793	1,089	6.2%
First-Line Supervisors of Construction Trades and Extraction Workers		11,645	12,679	1,033	8.9%
<i>Medical Assistants</i>	<i>Medical Assistant</i>	<i>8,840</i>	<i>9,775</i>	<i>935</i>	<i>10.6%</i>
Operating Engineers and Other Construction Equipment Operators		6,928	7,776	848	12.2%
Welders, Cutters, Soldiers, and Braziers		10,830	11,662	832	7.7%
<i>Software Developers, Applications</i>	<i>Computer Science</i>	<i>4,801</i>	<i>5,613</i>	<i>812</i>	<i>16.9%</i>
Plumbers, Pipefitters, and Steamfitters		7,546	8,357	811	10.7%
Insurance Sales Agents		10,127	10,887	760	7.5%
Management Analysts		6,302	7,055	753	11.9%
<i>Financial Managers</i>	<i>Business Finance</i>	<i>6,717</i>	<i>7,465</i>	<i>748</i>	<i>11.1%</i>
Medical Secretaries		10,258	10,994	736	7.2%

Source: Oklahoma Works

Comment: Six of the 15 fastest growing occupations are included in programs offered at OCCC.