



**Monitoring Report on Achieving the
College's ENDS:
Community Enrichment
April 19, 2021**



Table of Contents

Background	3
ABE/HSE/ESL	4
OCCC Capitol Hill Center	5
Events	6
Continuous Improvement Efforts	7
Appendices	
OCCC Capitol Hill Center Programs	9
College Sponsored or Hosted Events	11

Background

The College’s Community Enrichment END states: **Our community’s quality of life is enriched through our educational, artistic, and recreational programs and events.**

There are three core indicators used to measure Community Enrichment in OCCC’s FY 2020 Annual Plan. Based on the latest available information, performance on the targets is as follows:

<u>Target</u>	<u>Performance¹</u>
At least 60% of ABE/HSE/ESL students who complete 12 hours or more of instruction will post-test. 42% post-tested.	
At least 40% of the ABE/HSE/ESL students will achieve a gain of one educational level in FY 2019. 62% made a gain of at least one level on the post-test.	
The OCCC Capitol Hill Center's noncredit enrollment will increase over the prior three-year average. The OCCC Capitol Hill Center's noncredit enrollment (396) was 77.2% below the three-year average of 1,743.	
A minimum of four sponsored or hosted events will be accessible to the community. There were 44 sponsored or hosted events in FY 2020.	

- During the most recent year, OCCC has experienced progress in the following:
 - Upon post-testing, a higher percentage of ABE/HSE/ESL students gained at least one educational functioning level.

- Opportunities for improvement:
 - Adult Basic Education, High School Equivalency, and English as a Second Language will continue to be monitored as changes occur in programs and related assessments.
 - OCCC Capitol Hill Center’s noncredit courses will be monitored.

¹ Performance indicators are as follows: • (green) denotes at or exceeding target, • (yellow) denotes slightly below target requiring monitoring, • (red) denotes significantly below target

ABE/HSE/ESL

Targets: At least 60% of students will have post-tested. Of those who test, 40% will have made a gain of at least one educational level.

	FY 2020		
	Total Number	Completed post-test	Percent
Total number enrolled post-tested	1905	802	42.1%

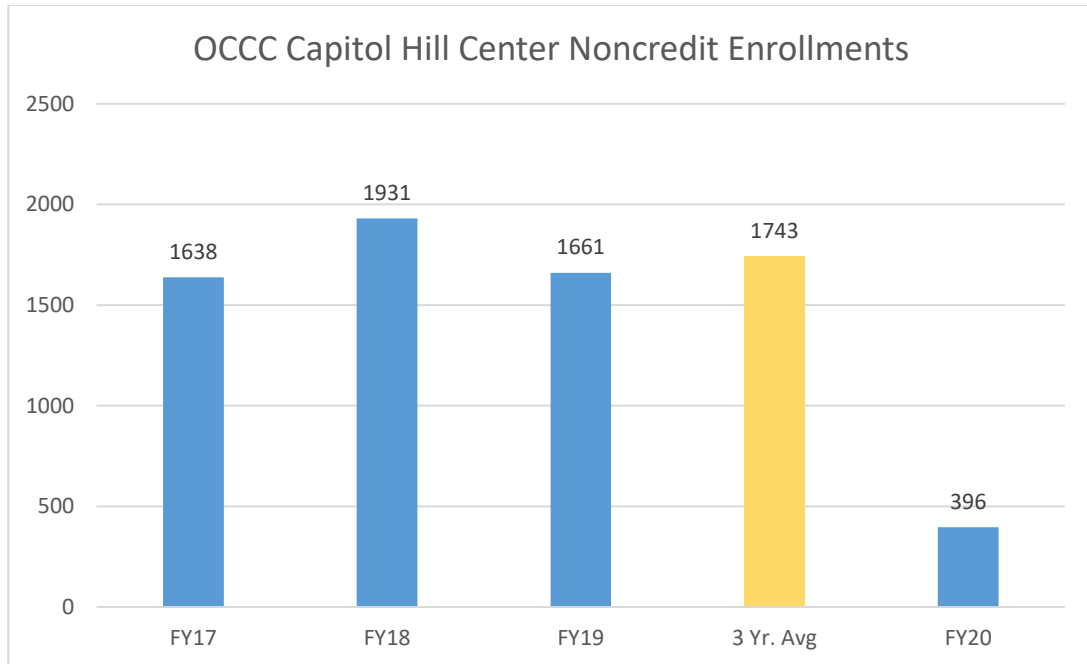
	Total Number	Achieved gain	Percent
	Number taking the post-test that achieved a gain of at least one educational level	802	500

Sources: Oklahoma State Department of Education and Diploma Sender

Testing centers and Adult Learning Center labs closed for a portion of FY20 in accordance with recommended actions in addressing the COVID-19 pandemic.

OCCC Capitol Hill Center

Target: Noncredit Enrollments will be above the prior three-year average of 1,743 at the OCCC Capitol Hill Center.



The number of student enrollments at the OCCC Capitol Hill Center declined 77.2% from the three-year average. Specific Capitol Hill Center programs are listed on page 9 in the appendices.

Source: Office of Community Outreach and Education and OCCC Capitol Hill Center



Events

Target: A minimum of four sponsored or hosted events will be accessible to the community.

A total of 22 events were managed and presented by the OCCC Cultural Programs Department in FY 2020. An additional 47 events (college-supported community events, college events, and rentals) were administered by or received technical support from the Cultural Programs Department. Of the total number of events (69), there were 44 that were sponsored or hosted by OCCC in FY 2020. These events took place in either the Visual and Performing Arts Center Theater, the Sarkeys Foundation Atrium, the Inasmuch Foundation Gallery, or the Bruce Owen Theater. A total of 28,869 guests and participants were served by these events. A total of 34 events had to be **cancelled due to COVID-19**, all during the last quarter of FY20, which is typically the busiest every year. Details of these activities may be found in the appendices (pages 10-17).



Continuous Improvement Efforts

Community Outreach and Education (COE) and Capitol Hill Center (CHC)

Prior to the school closure in March 2020, a majority of COE and CHC programming occurred onsite in face-to-face classroom settings. Although the campus closure was a considerable challenge, COE and the CHC were able to transition many of their programs to a virtual learning platform while maintaining online, asynchronous learning tools that were already in use. Teachers and students alike were introduced to Zoom via several training sessions and transitioned successfully to virtual learning.

COE and CHC will continue to offer virtual learning opportunities in our future programming. Virtual learning has proven advantageous in several of our youth programs (ACT workshops), adult enrichment programs, and adult literacy programs.


COE and CHC will continue to provide opportunities to enhance the digital literacy of our participants utilizing classes, workshops, computer labs, and “help lab” hours



APPENDICES

OCCC Capitol Hill Center Programs


	FY 2017	FY 2018	FY 2019	3-Yr Avg	FY 2020
1. ACT Workshop	68	71	0	46	0
2. ACT Test Prep	68	0	48	39	27
3. Beginning Korean*					25
4. Intermediate Korean*					20
5. Citizenship	25	32	0	19	
6. College For Kids (CFK)	759	1096	1064	973	0
7. CFK HS (Y-ESL)	0	13	6	6	0
8. CFK Afterschool (CAST)	62	45	30	46	14
9. English Language Introduction*					9
10. Essential English 1					42
11. Essential English 2*					32
12. ServSafe*					27
13. Skills for Success 1					37
14. Skills for Success 2*					26
15. Six Weeks Program	39	27	44	37	
16. Computer English	37	59	58	51	13
17. Computer Spanish 1	32	26	58	39	17
18. Computer Spanish 2*					8
19. Computer Korean	12	27	30	23	4
20. Financial Literacy	0	0	0	0	0
21. ESL	229	301	134	221	26
22. ELL	307	234	189	243	69
TOTAL	1638	1931	1661	1743	396

- 
-
- **College for Kids (#6)** shows zero enrollments because the summer camp was cancelled in response to COVID-19. This event has historically recorded the largest enrollment numbers for the CHC.
 - The decline in the **ESL (#21), and ELL (#22)** classes can be attributed to changes in offerings at the CHC due to changes in initiatives for COE grant-funded programming.
 - New classes (denoted by *) have been introduced at the CHC to offer skill development for personal/professional enrichment, language literacy, and/or workforce and continuing education preparation.
 - The CHC had 8,905 visitors to the center in FY20, this was attributed, but not limited, to:
 - Participating/hosting Special Community Events (Haunt the Hill, Holiday on the Hill, book signing and musical events)
 - Hosting of group meetings (LULAC student group, OKCPS, OCCC Alumni, Fiestas de las Americas committee, etc)
 - Students
 - Walk-ins

OCCC Sponsored or Hosted Community Events

	START DATE	END DATE	ATTENDANCE
Don Nevard Photo Show	08/12/2019	10/26/2019	575
Student Capstone Exhibit	11/04/2019	12/06/2019	225
Sharon Burris Art Exhibit	12/15/2019	01/26/2020	400
OCCC Faculty Exhibit	02/02/2020	03/10/2020	450
TOTAL IN ATTENDANCE (ESTIMATED)			1,650

PUBLIC EVENTS - Division of Arts, English, & Humanities	DATE	ATTENDANCE
Jazz 1	10/29/2019	86
OCCC Theater - Seagull	11/07/2019	156
Jazz 2	11/26/2019	136
Jazz 3	02/20/2020	120
TOTAL IN ATTENDANCE		498



PUBLIC EVENTS - National Theatre Live Stratford Festival on Film	DATE	ATTENDANCE
Kinky Boots	08/18/2019	74
National Theatre Live - Antony & Cleopatra	09/08/2019	27
National Theatre Live - All About Eve	10/06/2019	17
National Theatre Live - Small Island	11/10/2019	12
Gauguin in Tahiti	11/12/2019	22
Stratford Festival on Film - The Tempest	12/01/2019	35
National Theatre Live - All My Sons	01/19/2020	129
National Theatre Live - The Lehman Trilogy	02/02/2020	71
TOTAL IN ATTENDANCE		387

PUBLIC EVENTS - Performing Arts Series	DATE	ATTENDANCE
The 3 Redneck Tenors	09/19/2019	315
Bandstand	10/25/2019	1,173
Black Violin - Impossible Tour	11/14/2019	823
Windham Hill Winter Solstice 30th Anniversary	12/17/2019	553
Farewell Angelina	01/21/2020	418
The Choir of Man	02/10/2020	707
Tom Paxton and the DonJuans	03/10/2020	242
TOTAL IN ATTENDANCE		4,231




PUBLIC EVENTS - Cultural Arts Series	DATE	ATTENDANCE
The Capitol Steps	08/24/2019	546
Michael McHale	10/10/2019	170
Pablo Sainz Villegas	10/15/2019	134
TOTAL IN ATTENDANCE		850

EVENTS - Office of the President	DATE	ATTENDANCE
Leadership Reception	09/16/2019	46
Arnall Foundation Event	11/18/2019	65
President's Holiday Reception	12/02/2019	70
TOTAL IN ATTENDANCE		181




EVENTS - College Other	DATE	ATTENDANCE
Pathways Welcome Back & House Selection	08/05/2019	190
General Faculty and Professional Staff Meeting	08/12/2019	171
Reception for New Full-Time Faculty	08/12/2019	35
General Faculty and Professional Staff Meeting	08/15/2019	146
FBI Campus Safety Symposium	10/09/2019	220
BADNAP Pinning	10/11/2019	350
OCCC Scholarship Luncheon	10/24/2019	125
Counselor Workshop	10/25/2019	60
Naturalization Ceremony	11/08/2019	176
Veterans Day Ceremony and Reception	11/11/2019	300
OKC Jazz Orchestra	11/11/2019	124
U.S. Army Jazz Ambassadors - The Greatest Generation	11/17/2019	329
Distinguished Service Award for Higher Education	11/21/2019	47
Pathways Band and Choir Winter Concert	12/03/2019	75
OTA Pinning	12/07/2019	142
Paramedic Pinning	12/10/2019	92
Nurses Pinning	12/12/2019	1,480
General Faculty and Professional Staff Meeting	01/13/2020	185
General Faculty and Professional Staff Meeting	01/16/2020	185
TOTAL IN ATTENDANCE		4,432



EVENTS - Rentals	DATE	ATTENDANCE
Banjo Fest 2019	09/07/2019	545
AAA Travel Onstage Alaska	09/26/2019	52
NextGen TALKS Oklahoma	10/04/2019	173
A New World: Intimate Music from FINAL FANTASY	10/05/2019	443
Chamber Theatre	10/07/2019	773
Oklahoma Shakespeare in the Park	10/08/2019	557
Oklahoma Youth Orchestra	10/12/2019	350
Diwali Night	11/02/2019	500
Oklahoma Accountancy Board Ceremony	11/16/2019	375
A Historic Evening with Eva Schloss	11/21/2019	978
OBN Awards Ceremony & Luncheon	12/06/2019	160
RACE's Hip Hop Nutcracker	12/06/2019	1,151
Cleo Parker Residency	01/28/2020	20
StarQuest International Dance Competition	02/07/2020	3,100
Sugar Free Allstars with the Oklahoma Community Orchestra	02/16/2020	276
Ailey II Dance	02/17/2020	433
Triumph National Talent Dance Competition	02/21/2020	1,750
OK Shakespeare - Romeo & Juliet - Student Performance	02/26/2020	188
Jeanne Robertson	02/29/2020	1,656
Celebrity Dance Competition	03/06/2020	3,100
Oklahoma's 5th Congressional District GOP Debate	06/18/2020	60
TOTAL IN ATTENDANCE		16,640
TOTAL SERVED		28,869



EVENTS - Cancelled due to COVID	DATE
OPS - Link Up	03/25/2020
Odyssey Dance Competition (3 Days)	03/27/2020
OCCC Faculty Recital	03/31/2020
Student Capstone Exhibit (28 Days)	04/03/2020
Mark of Excellence National Talent (3 Days)	04/03/2020
Spring Preview Day	04/04/2020
Cleo Parker Robinson Dance	04/09/2020
Oklahoma City University Orchestra	04/16/2020
Dance Effect (3 Days)	04/17/2020
Oklahoma Telugu Sangham Cultural Event	04/18/2020
Student Capstone Exhibit (3 Performances)	04/21/2020
Reflections of the Holocaust Through Music	04/23/2020
Jazz 4	04/28/2020
TRIO SSS Student Celebration	04/30/2020
Student Awards Ceremony	05/01/2020
The Fabulous Equinox Orchestra	05/02/2020
Oklahoma Youth Orchestra	05/03/2020
Mariachi Divas de Cindy Shea	05/05/2020
ESL Graduation	05/14/2020
Nurses Pinning	05/14/2020
ASTEC Charter School Graduation	05/15/2020
The Pointe Dance Recital	05/16/2020
TRIO Upward Bound Graduation Ceremony	05/18/2020
Dove Science Academy Graduation	05/19/2020



Yvonne Chouteau School Spring Performance (2 Days)	05/20/2020
Mount St Mary High School Graduation	05/22/2020
Modern Dance Arts (5 Days)	05/26/2020
Bollywood Singing Performance	05/29/2020
Synergy Performing Arts Competition	05/31/2020
Massay Dance Video	06/04/2020
Graham Traditions Encore Dance Centre (2 Days)	06/05/2020
OU College of Pharmacy Graduation	06/13/2020
HSE/GED Graduation	06/19/2020
Pathways Graduation	06/26/2020
TOTAL EVENTS CANCELLED	34