



**Monitoring Report on Achieving the
College's ENDS:
Student Access
May 20, 2019**



Table of Contents

| | |
|---|---|
| Background and Summary..... | 3 |
| Headcount Market Share | 4 |
| Headcount | 5 |
| Academic Programs and Articulation Agreements | 6 |
| Future Issues | 7 |

Appendices

| | |
|--|----|
| Credit Student Headcount by Semester | 9 |
| Part and Full-Time Students | 10 |
| New and Returning Students | 11 |
| Online Enrollment..... | 12 |
| International Students | 13 |
| Affordability | 14 |
| Projected Top 15 Highest Growing Jobs in the State of Oklahoma | 15 |

Background and Summary

- The College's Access END, established by the OCCC Board of Regents, states:
Our community has broad and equitable access to both highly valued certificate and degree programs and non-credit educational opportunities and events.
- There are three core indicators used to measure student access in the College's FY 2018 Annual Plan. Based on the latest available information, performance on these targets is:

| Target | Performance ¹ |
|--|--------------------------|
| Headcount market share will be above 49.6%. The most recent market share rate was 48.7%. | |
| Headcount will be above the prior three-year average of 19,530. FY2018 was 17,856. | |
| The college will have 2 new programs/options and/or articulation agreements developed, approved and implement by the end of FY2018. The college developed 55 agreements with three universities and Transfer Scholarships and Teaching Scholars' Program with another. | |

During the last several years, the College has demonstrated strength in the following areas:

- The college's articulation agreements have continued to expand.

Areas for improvement include the following:

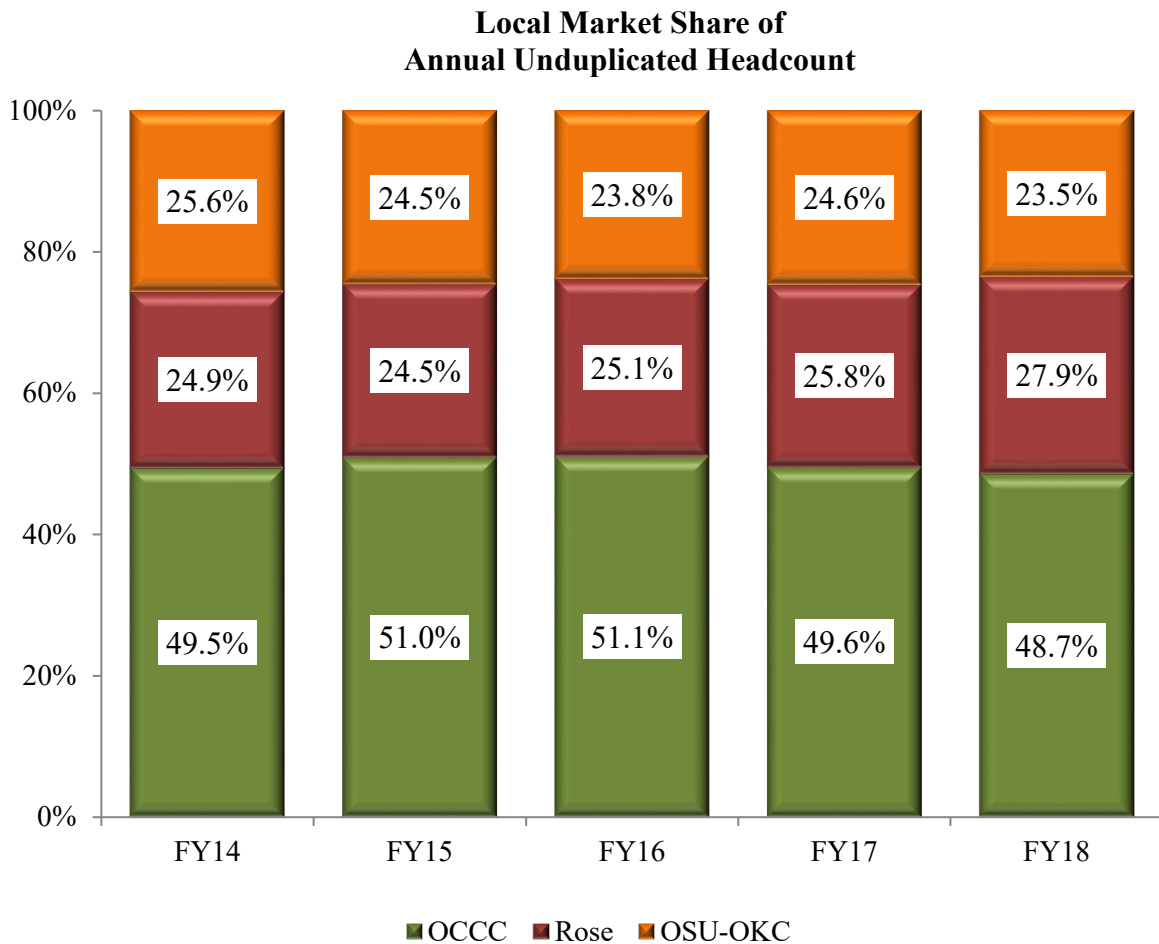
- The OCCC market share has declined which is a direct result of Rose State College which is up by 2.1 percentage points.
- The college's headcount has declined over the past several years.

¹ Performance indicators are as follows: • (green) denotes at or exceeding target, • (yellow) denotes slightly below target requiring monitoring, • (red) denotes significantly below target

Market Share

Target: Total headcount market share will be above 49.6%.

Market share is a way to measure the relevance of course offerings, affordability, and the quality of student support. External factors such as demographics and the economy affect enrollment, but market share is a consistent way to measure progress in good and challenging times.

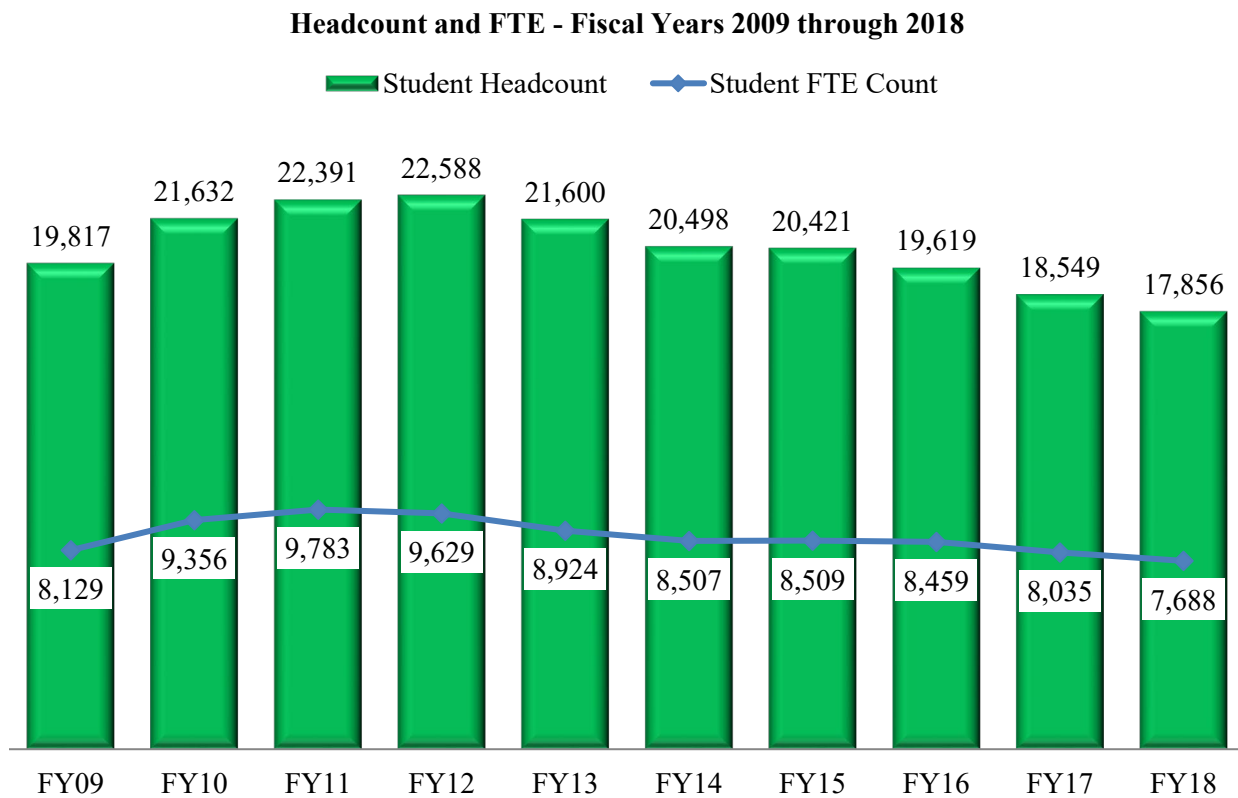


Source: OSRHE

- The OCCC unduplicated headcount market share is determined by adding the unduplicated headcount of Rose, OSU-OKC and OCCC and dividing each one by the total. The College's market share decreased, hitting a five year low. Rose increased by 2.1 percentage points.

Headcount

Target: Headcount will increase over the target of 19,530.



- The College's headcount of 17,856 was below the three-year average of 19,530. The 3-year average is used to smooth out the volatility in this measurement to better spot long-term trends. The College's FTE also decreased from 8,035 in FY2017 to 7,688 in FY2018.

Source: OCCC Department of Institutional Effectiveness

Academic Programs and Articulation Agreements

Target: Two new academic programs/options and/or articulation agreements developed, approved, and implemented by the end of FY2018.

FY 2018 Agreements

With University of Oklahoma

- AA Diversified Studies and BS Criminal Justice
- AA Humanities and BA Administrative Leadership
- AA Humanities and BA Liberal Studies
- AA Liberal Studies and BA Administrative Leadership
- AA Liberal Studies and BA Liberal Studies
- AA Liberal Studies and BA Lifespan Care Administration
- AA Liberal Studies and BS Criminal Justice
- AA or AS in Diversified Studies and BA in Administrative Leadership
- AA or AS in Diversified Studies and BA in Liberal Studies
- AA or AS in Diversified Studies and BA in Lifespan Care Administration

With Oklahoma City University

- Transfer scholarships
- Teaching Scholars' Program

With University of Science and Arts of Oklahoma

- AS Science with Mathematics Concentration and BS Mathematics
- AS Science with Biology Concentration and BS Biology
- AS Science with Chemistry Concentration and BS Chemistry
- AS Science with Physics Concentration and BS Physics
- AS Business and BS Business Administration
- AS Business and BA Economics
- AA Humanities - English Emphasis and BA English
- AA Broadcasting - Journalism and Broadcasting/Broadcasting Emphasis and BA Communications
- AA Journalism - Journalism and Broadcasting/Journalism Emphasis and BA Communications
- AA Public Relations - Journalism and Broadcasting/Public Relations Emphasis and BA Communications
- AA Music and BA Music
- AS Pre-Education and BS Early Childhood Education
- AS Pre-Education and BS Education of the Deaf
- AS Pre-Education and BS Elementary Education
- AA Speech and Theatre Arts - Theatre Option and BA Arts in Theatre Arts



Academic Programs and Articulation Agreements

- AA Art - Visual Arts and BA Arts
- AA History and BA History
- AA Political Science and BA Political Science
- AA Psychology and BS Psychology
- AA Political Science and BA Public Policy
- AA Sociology and BA Sociology

With University of Central Oklahoma

- AA Art-Visual Arts and BA Art Education
- AA Humanities and BA Technical Writing; AA Diversified Studies and BA English Education
- AA Music and BMEd Instrumental Education, Vocal Education; BM Vocal Performance
- AA Sociology and BA Sociology, Human Services, Substance Abuse Studies
- AA/AS Diversified Studies and BS Organizational Leadership
- AS Biology and BS Biology, Medical Laboratory Science, Biomedical Science
- AS Biology-Pre-Nursing and BS Nursing
- AS Business and BBA Majors and BS Accounting
- AS Chemistry and BS Chemistry, ACS Certificate, Health Sciences
- AS Computer Science and BS Computer Science; BS Computer Science-Applied; BS Computer Science-Information Science
- AS Engineering and BS Engineering-Electrical, Mechanical, Physics
- AS Mathematics and BS Math-Actuarial Science
- AS Pre-Education and BS Ed in Special Education-Mild and Severe
- AS Pre-Education and BS Education-Early Childhood and Elementary
- AA Visual Arts and BFA Art-Studio
- AS Computer Science and BS Software Engineering
- AA Humanities and BA Humanities and BA Philosophy; AA/AS Diversified Studies and BA-Applied Liberal Arts
- AA/AS Diversified Studies and BS Fashion Marketing
- AA/AS Diversified Studies & BS General Studies; AS Diversified Studies and BS Industrial Safety
- AA History and BA History; AA History and BA History-Museum Studies
- AA Humanities and BA English; AA Humanities and BA English-Creative Writing
- AS Mathematics and BS Mathematics; AS Mathematics and BS Mathematics-Statistical
- AA Music and BA Music; AA Music and BM Music-Jazz Performance; AA Music and BM Music-Percussion Performance; AA Music and BM Music-Piano Performance
- AA Spanish and BA Spanish



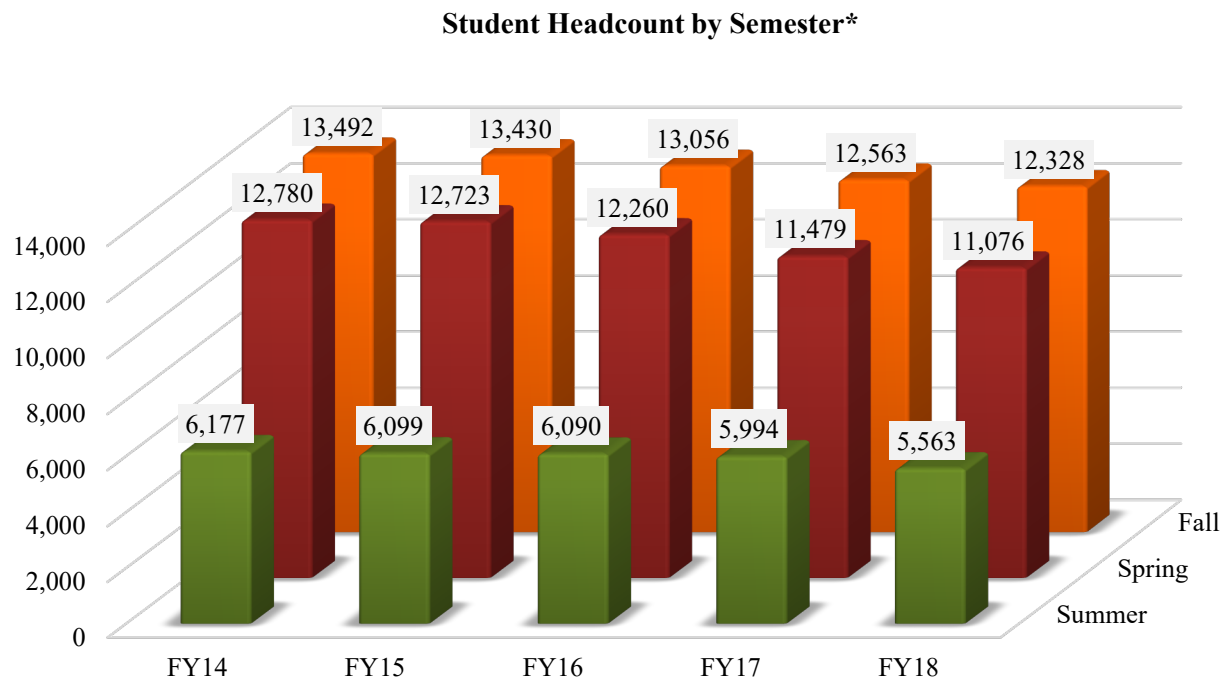
Future Issues

- Streamline enrollment processes to ensure student friendliness.
- Increase college presence at high schools and local events.
- Increase opportunities for prospective students to visit campus.
- Increase international student enrollment.
- Increase concurrent enrollment.
- Target outreach efforts at schools in our service area that have not been a focus in the past.



Appendices

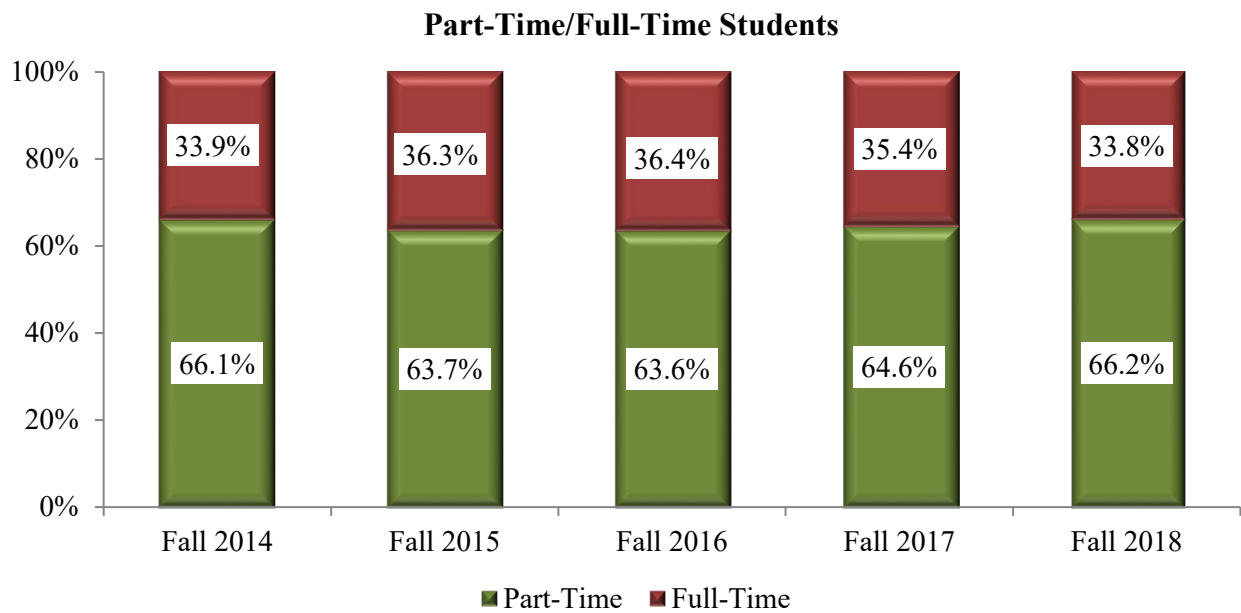
Credit Student Headcount by Semester



* The number of students is duplicated among term headcounts.

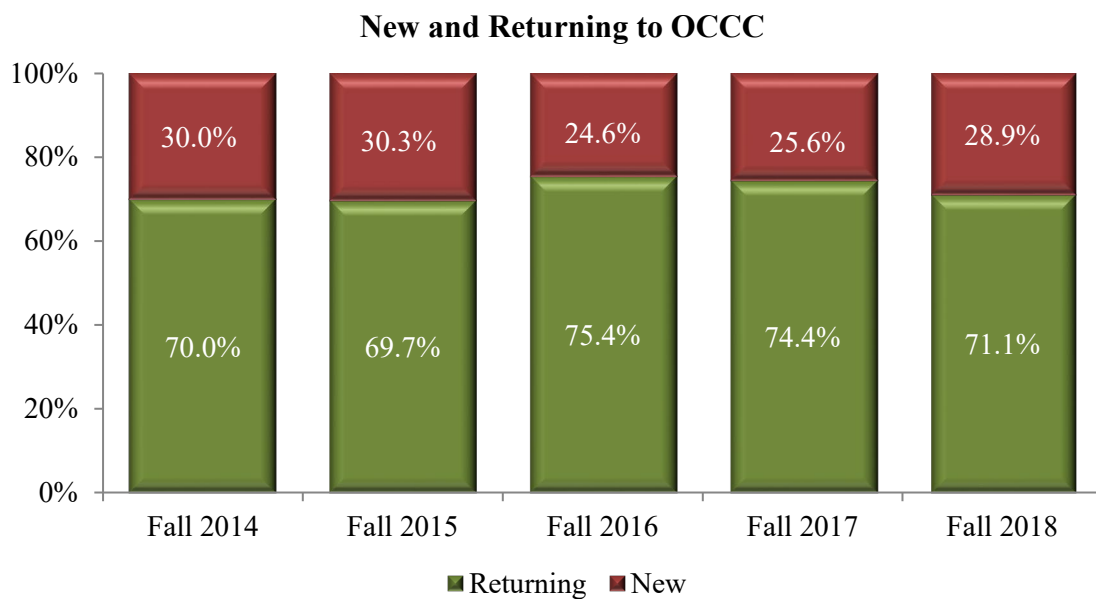
Comment: Each of the semesters declined over the past five years.

Part and Full-Time Students



Comment: The percentage of part-time students (i.e., those who take less than 12 hours in a semester) has increased the past two years.

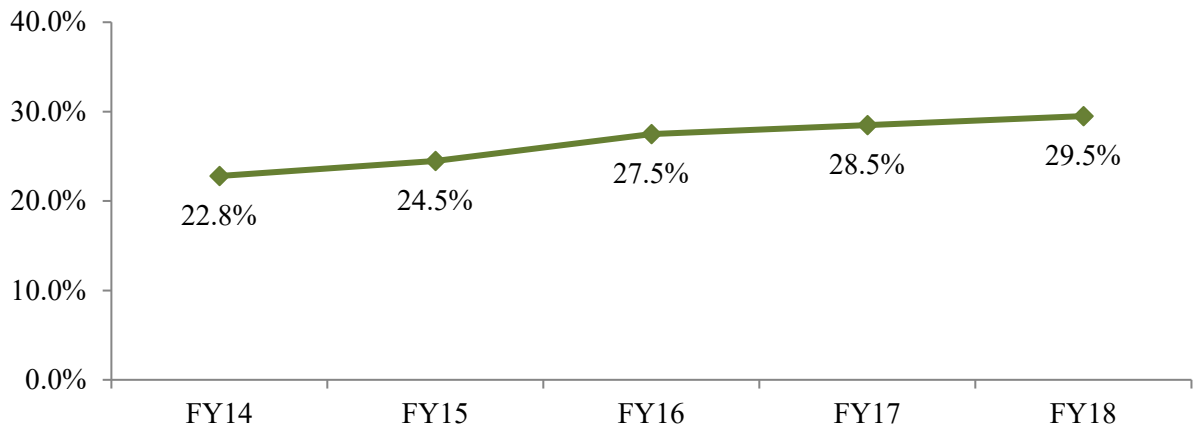
New and Returning Students



Comment: Returning students as a percentage of the student body has declined over the past two years.

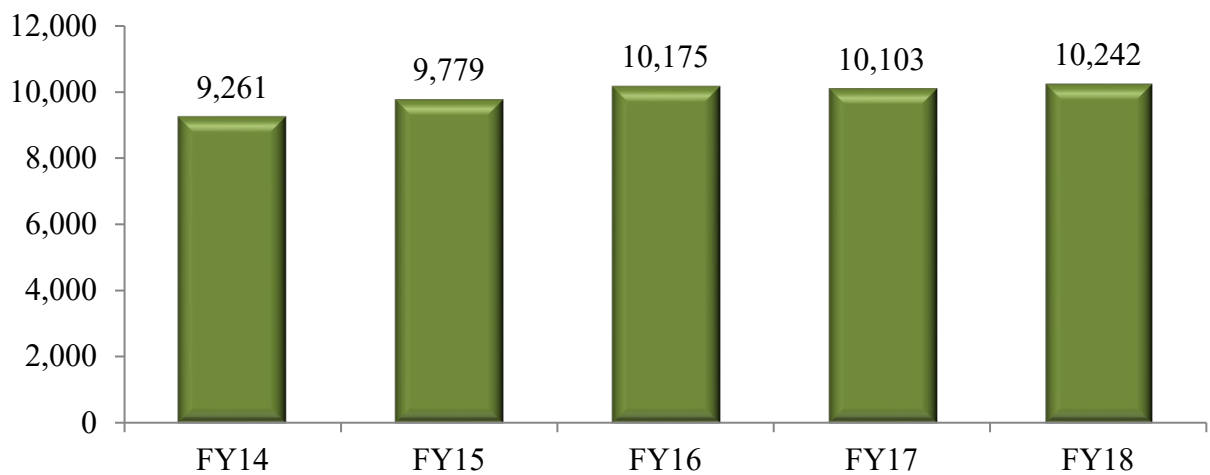
Online Enrollment

**Online Credit Hours as a Percent of
Total OCCC Credit Hours**



Comment: Online course credit hours as a percent of the total continues to increase.

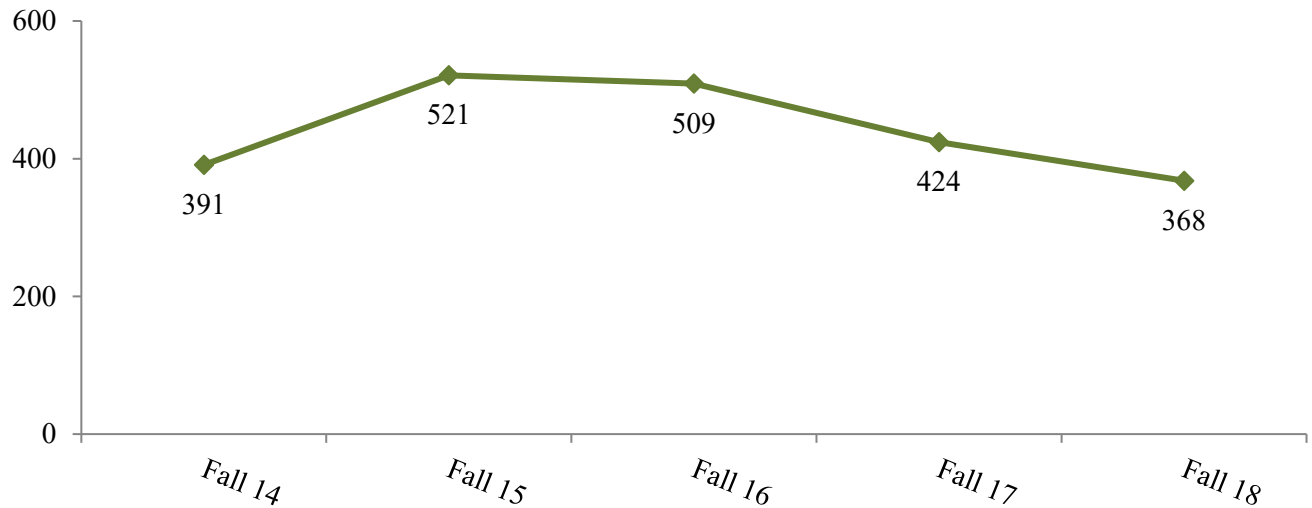
**Students Who Took at Least One
Online Course**



Comment: The number of students who took at least one online course increased slightly from the previous year, which represents a 1.4% increase.

International Students

**Number of International Students Enrolled
At OCCC in the Fall**



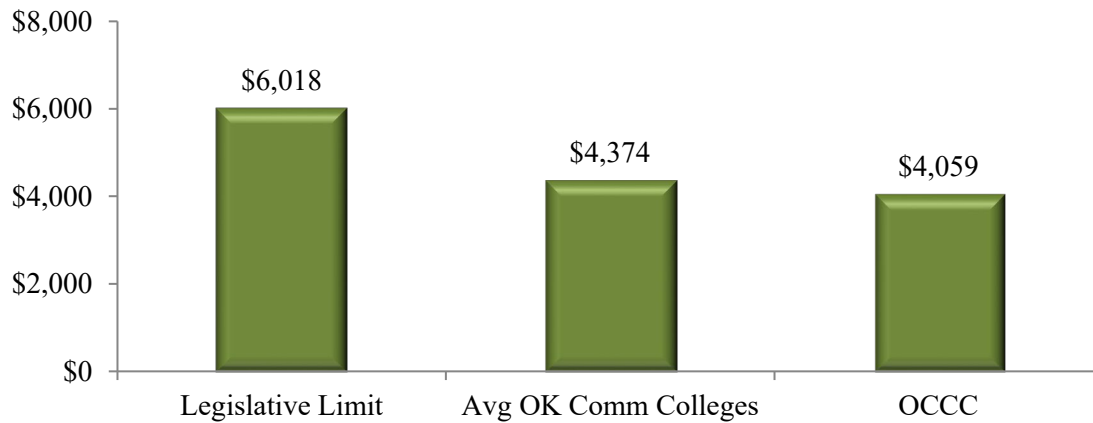
Comment: The number of International students began a downward trend in FY2016. Students from Nepal account for the largest number of the College's international student population.

Top 10 Countries of Citizenship for International Students

| Country | Number |
|--------------|--------|
| Nepal | 97 |
| Vietnam | 52 |
| China | 37 |
| Nigeria | 30 |
| Cameroon | 27 |
| South Korea | 23 |
| Kenya | 17 |
| Saudi Arabia | 12 |
| India | 11 |
| Bangladesh | 6 |

Affordability

**Comparison of Tuition and Mandatory Fees for
30 Credit Hours in 2018**



Source: OSRHE

Comment: The College's tuition continues to be among the lowest of community colleges in the State with OCCC's tuition at 67.4% of the legislative limit.

Projected 15 Highest Growing Jobs in the State of Oklahoma

| Job | OCCC Associate Degrees | 2018 jobs | 2028 jobs | # change 2018 to 2028 | % change 2018 to 2028 |
|--|------------------------------------|---------------|---------------|-----------------------|-----------------------|
| <i>Registered Nurses</i> | <i>Nursing</i> | <i>27,389</i> | <i>30,633</i> | <i>2,558</i> | <i>9.3%</i> |
| <i>Medical and Clinical Laboratory Technicians</i> | <i>Clinical Research</i> | <i>2,201</i> | <i>2,583</i> | <i>339</i> | <i>15.4%</i> |
| Dental Hygienists | | 2,050 | 2,385 | 329 | 16.0% |
| Veterinary Technologists and Technicians | | 906 | 1,121 | 211 | 23.3% |
| Diagnostic Medical Sonographers | | 926 | 1,096 | 170 | 18.4% |
| <i>Web Developers</i> | <i>Web Design and Development</i> | <i>943</i> | <i>1,096</i> | <i>157</i> | <i>16.6%</i> |
| Radiologic Technologists | | 2,321 | 2,512 | 139 | 6.0% |
| Geological and Petroleum Technicians | | 1,302 | 1,406 | 104 | 8.0% |
| <i>Respiratory Therapists</i> | <i>Respiratory Care Therapists</i> | <i>1,149</i> | <i>1,248</i> | <i>94</i> | <i>8.2%</i> |
| Cardiovascular Technologists and Technicians | | 599 | 691 | 92 | 15.4% |
| Civil Engineering Technicians | | 719 | 762 | 43 | 6.0% |
| Magnetic Resonance Imaging Technologists | | 330 | 373 | 43 | 13.0% |
| <i>Chemical Technicians</i> | <i>Chemistry</i> | <i>557</i> | <i>590</i> | <i>38</i> | <i>6.8%</i> |
| Environmental Science and Protection Technician | | 371 | 403 | 31 | 8.4% |
| Environmental Engineering Technicians | | 349 | 372 | 26 | 7.4% |

Source: OSRHE

Comment: Five of the 15 fastest growing jobs are included in programs offered at OCCC.