



**Monitoring Report on Achieving the
College's ENDS:**

GRADUATE SUCCESS

October 15, 2018



Table of Contents

Background and Summary.....	3
Transfer Student Performance	5
Licensure Pass Rates	6
Graduate Survey of FY2017 Graduates.....	7
Supervisor Survey of FY2017 Graduates	8
Graduate Survey of FY2013 Graduates.....	9
Future Issues	10

Background and Summary

The College's Graduate Success END, established by the OCCC Board of Regents, states:

-- Our graduates go on to earn higher-level degrees or are successful in technical or professional careers.

- The success of our graduates is critical for assessing the College's programs and ensuring our community has an educated workforce.
- There are four primary core indicators (with several sub-indicators) used to measure graduate success. Based on the latest available information, performance on the targets is as follows:

Target	Performance
OCCC Transfer Grade Point Average (GPA) will be equal to or above the Transfer Institution Average GPA	
• OCCC was 3.0 compared to OU 3.2	
• OCCC was 3.0 compared to OSU 3.1	
• OCCC was 3.0 compared to UCO 2.9	
First Time Licensure Pass Rates will be equal to or above the national pass rates (Health Professions)	
• OCCC Nursing graduates' pass rate was 94% compared to 87% at the national level.	
• OCCC Occupational Therapy Assistant graduates' pass rate was 91% *	
• OCCC Paramedic graduates' pass rate was 92% compared to 75% at the national level.	
• OCCC Physical Therapist Assistant graduates' pass rate was 88% compared to 88% at the national level.	
90.3% of the graduates were satisfied with their education, which exceeded the 85% target. (N=1,188)	
98.7% of the supervisors were satisfied with their OCCC graduates, which exceeded the 85% target. (N=74)	

*No national comparisons available

¹ Performance indicators are as follows: • (green) denotes at or exceeding target, • (yellow) denotes slightly below target requiring monitoring, • (red) denotes significantly below target



Background and Summary Cont'd

- During the last several years, the College has demonstrated the following progress in addressing its Graduate Success END:
 - OCCC student GPAs exceeded UCO all undergraduates GPA.
 - The licensure pass rates were above the national pass rates in the three programs that had both results.
 - OCCC graduates were satisfied with their educational experience and preparation for careers and transfer institutions.
 - Supervisors value their OCCC employees and would hire additional graduates from the College.
 - Of the 798 transfer graduates who completed the survey and continued their education, only 27 graduates reported having difficulties transferring some of their credit hours.

- Areas for improvement include the following:
 - OCCC transfer student and graduate GPA at OU and OSU is less than GPA's of the native students.

Transfer Student Performance

Target: Students who transfer to OU, OSU, or UCO will have a grade point average equal to or better than the grade point average in that institution.

Transfer Student Performance

Type of Student	2014 GPA	2015 GPA	2016 GPA	2017 GPA	2018 GPA
-----------------	-------------	-------------	-------------	-------------	-------------

UCO

OCCC Transfer	2.9	2.9	2.9	2.9	3.0
All Undergraduates	2.9	2.9	3.0	2.8	2.9

OSU

OCCC Transfer	3.0	3.1	3.2	3.2	3.0
All Undergraduates	3.0	3.0	3.0	3.0	3.1

OU

OCCC Transfer	3.0	2.9	3.0	3.0	3.0
All Undergraduates	3.2	3.2	3.2	3.2	3.2

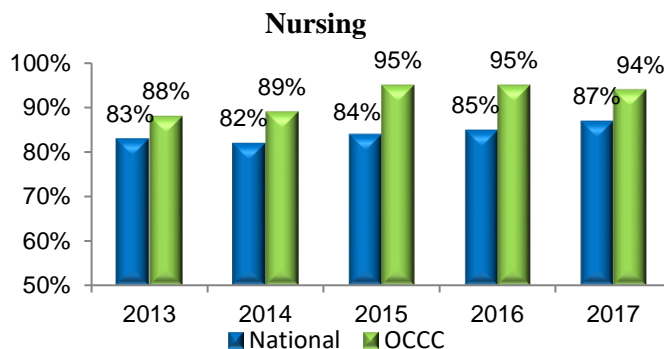
Source: UCO, OSU and OU

OCCC transfer students at UCO had a higher GPA than their native students. OCCC transfer students were slightly below the total undergraduate population GPA at OSU and OU.

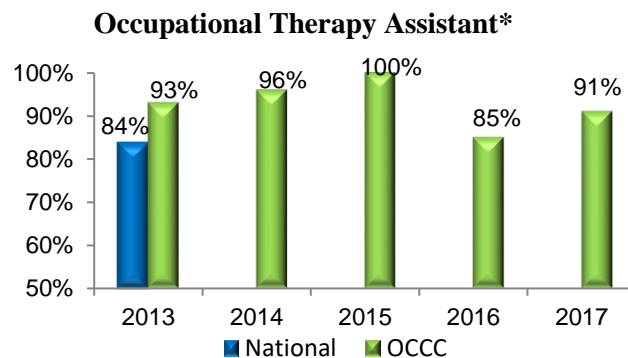
Licensure Pass Rates

Target: The first-time licensure pass rates of OCCC Health Professions graduates will exceed the national averages.

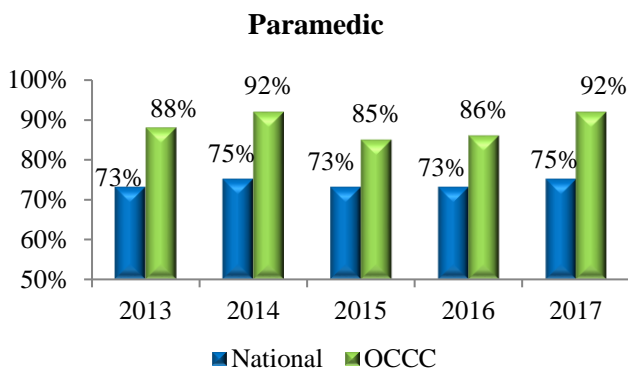
In 2017, OCCC licensure pass rates exceeded national pass rates in the three programs that had national results.



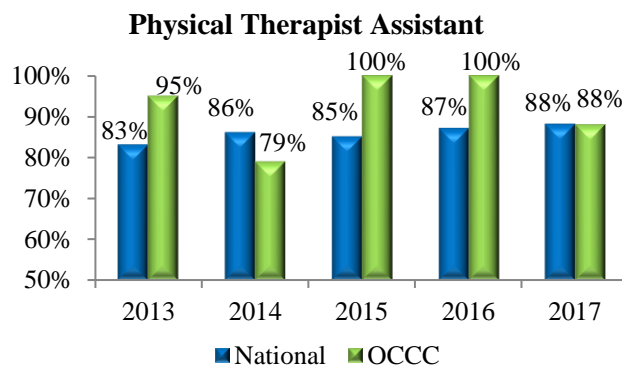
Nursing success rates continue to exceed the national licensure pass rates and the pass rates for the State of Oklahoma. One hundred and ninety-seven of 210 students who took the exam passed.



*The national licensure authority is no longer keeping national statistics. The statistics listed for OCCC is the cumulative total for graduates taking the exam in 2017.



Paramedic graduates' licensure pass rates continue to exceed the national pass rate. In addition, the percent of graduates passing the exam increased over the past couple of years.



The Physical Therapist Assistant graduate licensure pass rates fell slightly from last year but was the same as the national pass rate.

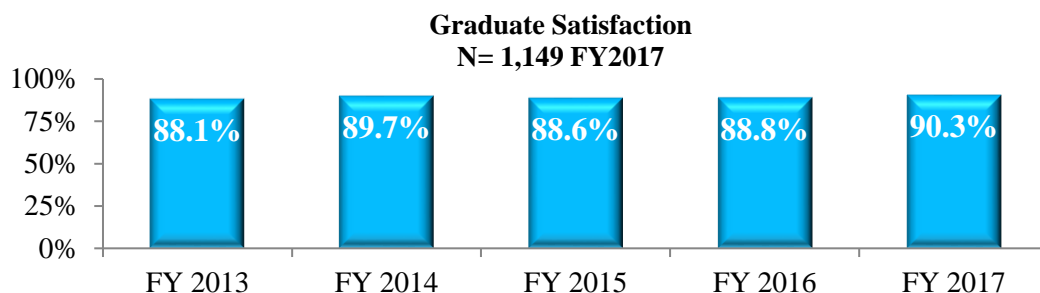
Graduate Survey of FY2017 Graduates

Target: 85% or higher satisfaction rating on a graduation survey.

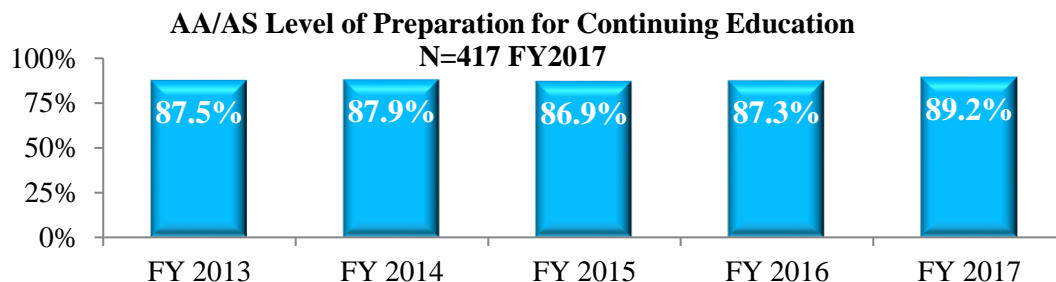
The number of completed surveys was 1,188 of 2,045 sent or a response rate of 58.1%,

Findings include:

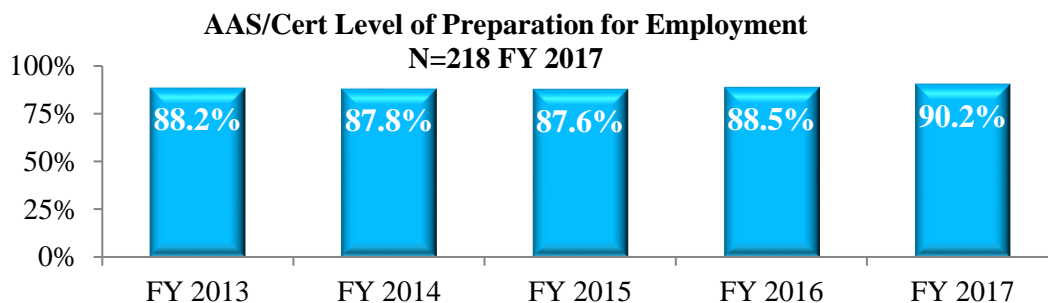
- 96.6% met their educational goal.
- 99.2% would recommend OCCC to a friend.



Graduates were very satisfied with their OCCC education. The chart is based on a 10-point scale and satisfaction is defined as a percentage of the scale 9.03 points = 90.3%.



AA/AS Graduates continuing their education were satisfied with the usefulness of their OCCC education in preparing them for transfer institutions.



AAS/Cert graduates rated their preparation for employment in FY 2017 slightly higher than the previous year.

Source: OCCC Office of Institutional Effectiveness

Supervisor Survey of FY2017 Graduates

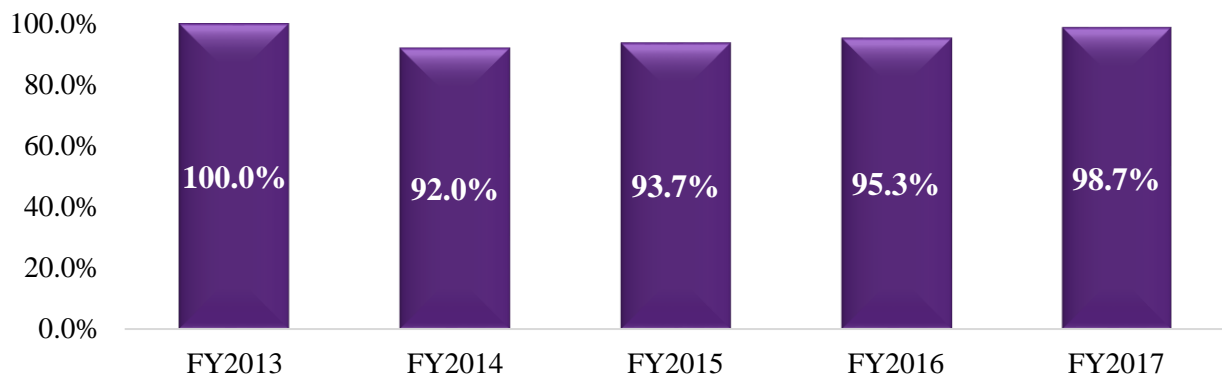
Target: 85% or higher satisfaction on Supervisor survey.

Each year, the College surveys graduates to ascertain if they have continued their education and/or if they are working in their field of study. Graduates working in a field related to their OCCC education provided permission to contact their supervisor. Seventy-five of the 106 supervisors responded to the survey or 70.6%: Although 39% of the respondents were from the nursing field, there were 23 programs represented.

Ninety-nine percent of the supervisors indicated graduates' preparation for employment was either excellent or good.

Supervisor Satisfaction - Excellent and Good

N = 74 FY 2017

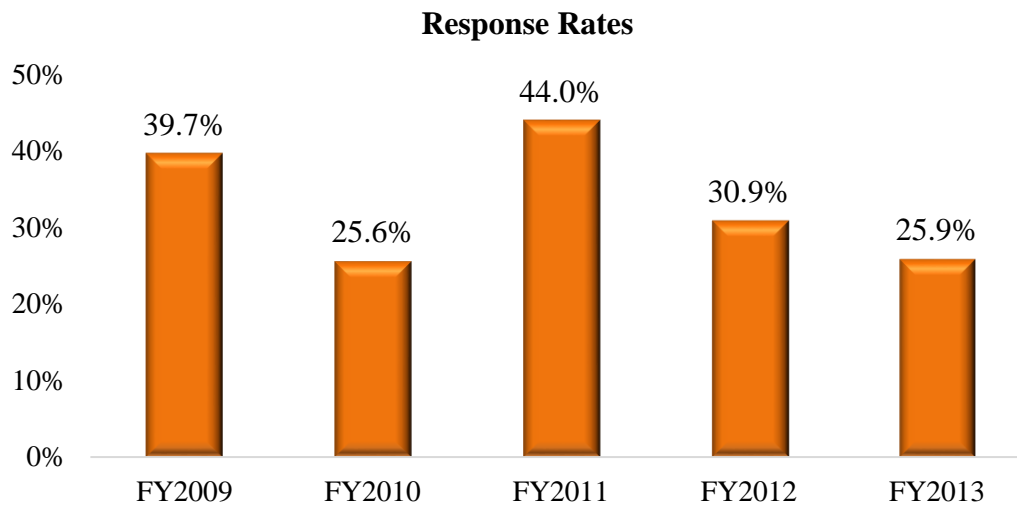


This data is based on a five point scale.

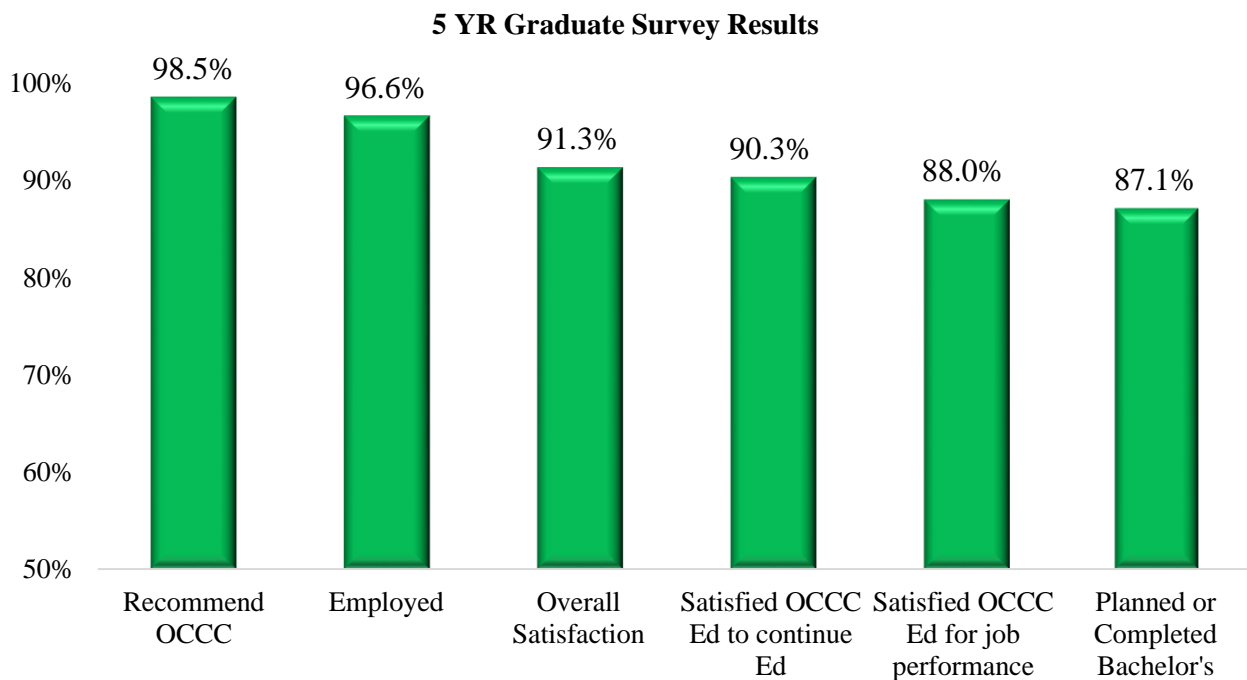
One hundred percent of the supervisors would hire another OCCC graduate.

Graduate Survey of FY2013 Graduates

During the FY2018 school year, FY 2013 graduates were surveyed. Four hundred and seventy eight of the 1,846 graduates responded or 25.9%.



A few key results included:





Future Issues

Academic Affairs will continue to work with institutional effectiveness and student service to improve student success. In addition, we will increase outreach efforts to employers and graduate to gather data on area for improvement.