



**Monitoring Report on Achieving
the College's ENDs:
Student Access**

May 21, 2018




Table of Contents

Background and Summary	3
FTE Market Share.....	4
Enrollment.....	5
Number of Students in OKCPS and Western Heights High Schools	6
Number of Students Completing FAFSA	7
Academic Programs and Articulation Agreements	8
Future Issues	9

Appendices

Credit Student Headcount by Semester	11
Part and Full-Time Students.....	12
New and Returning Students	13
Online Enrollment	14
International Students	15
Affordability	16
Projected Top 15 Growing Jobs	17

Background and Summary

- The College's Access END, established by the OCCC Board of Regents, states:
Our community has broad and equitable access to both highly valued certificate and degree programs and non-credit educational opportunities and events.
- There are five core indicators used to measure student access in the College's FY 2017 Annual Plan. Based on the latest available information, performance on these targets is:

Target	Performance ¹
Headcount market share will be above 51.1%. The most recent market share rate was 49.6%.	Yellow
FTE credit hour enrollment will be above the prior three-year average of 8,491. FY17 was 8,035.	Red
The number of students graduating from Oklahoma City Public Schools and Western Heights Public Schools attending OCCC in the Fall 2017 will be above the prior three-year average of 440. The Fall 2017 headcount was 527 students.	Green
The number of students completing FAFSA will be above the prior three-year average of 10,422. For FY17, 9,085 students completed FAFSA forms.	Red
The college exceeded the 2 new programs/options and/or articulation agreements by adding 2 new academic programs, 4 certificates and signed 14 articulation agreements with other universities.	Green

During the last several years, the College has demonstrated strength in the following areas:

- The Oklahoma City Public Schools and Western Heights Public Schools graduates attending OCCC has increased.
- Seven of the 15 fastest growing jobs are included in programs offered at OCCC.

Areas for improvement include the following:

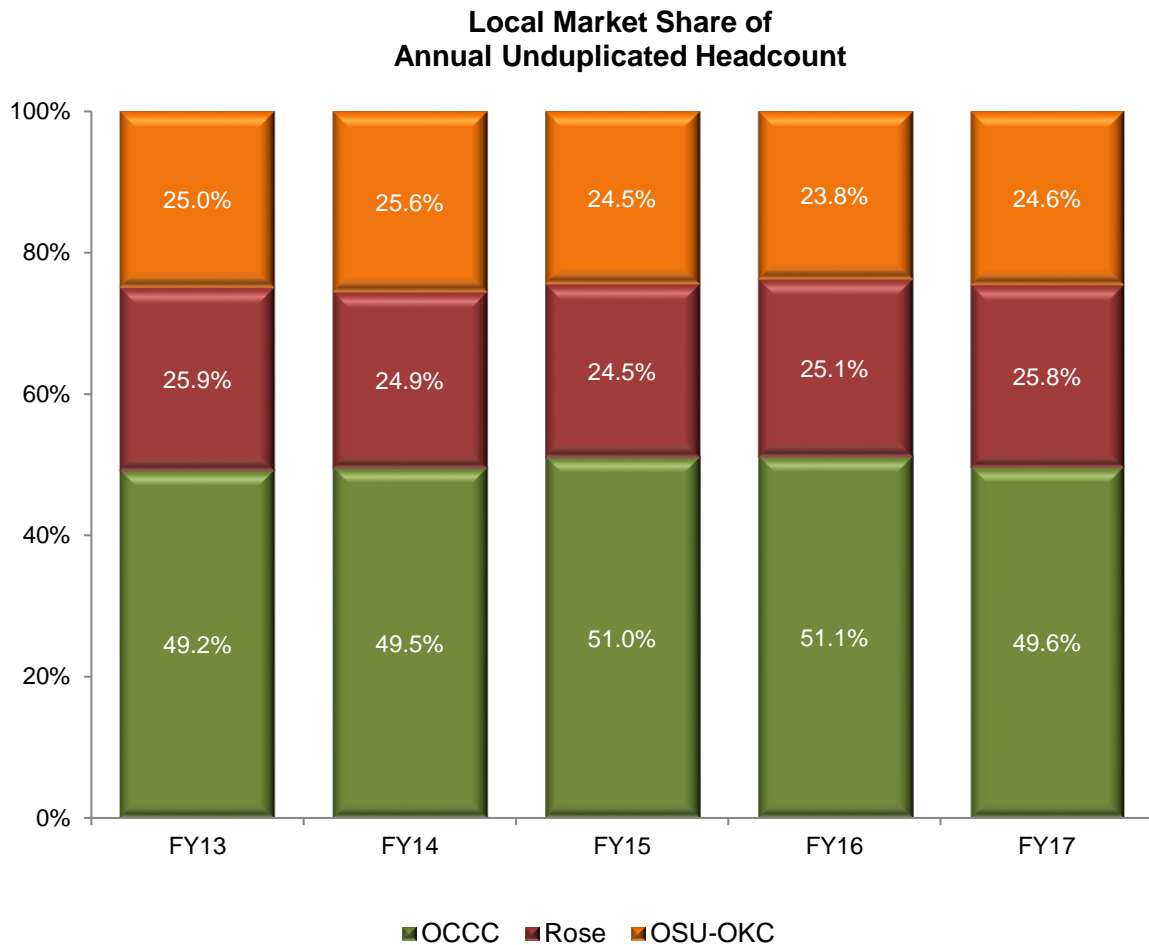
- The number of credit hour enrollments were below the last two years.
- The headcount market share was flat for two years and then declined

¹ Performance indicators are as follows: ● (green) denotes at or exceeding target, ● (yellow) denotes slightly below target requiring monitoring, ● (red) denotes significantly below target

Market Share

Target: Total headcount market share will be above 51.1%.

Market share is a way to measure the relevance of course offerings, affordability, and the quality of student support. External factors such as demographics and the economy affect enrollment, but market share is a consistent way to measure progress in good and challenging times.



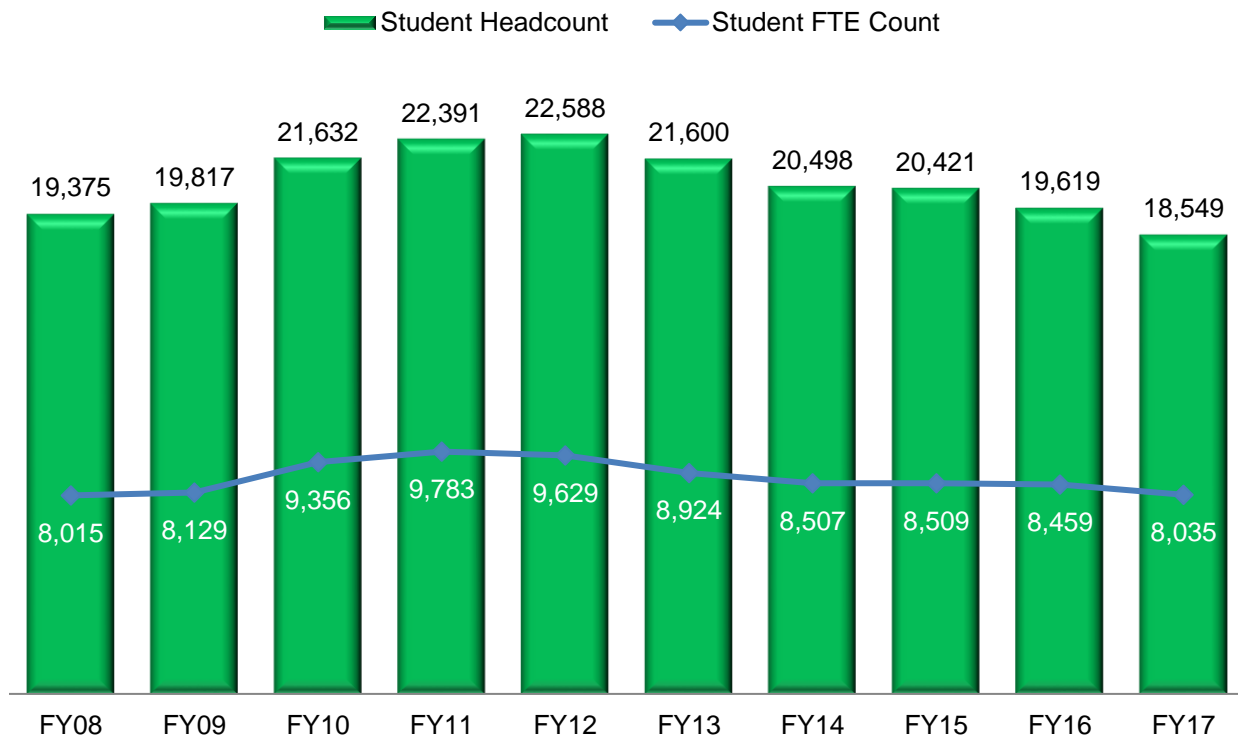
Source: OSRHE

- The OCCC unduplicated headcount market share is determined by adding the unduplicated headcount of Rose, OSU-OKC and OCCC and dividing each one by the total. The College's market share decreased. OSU-OKC increased 0.8 percentage points and Rose increased by 0.7 percentage points.

Enrollment

Target: FTE enrollment will increase over the target of 8,491 (prior three-year average).

Headcount and FTE - Fiscal Years 2008 through 2017

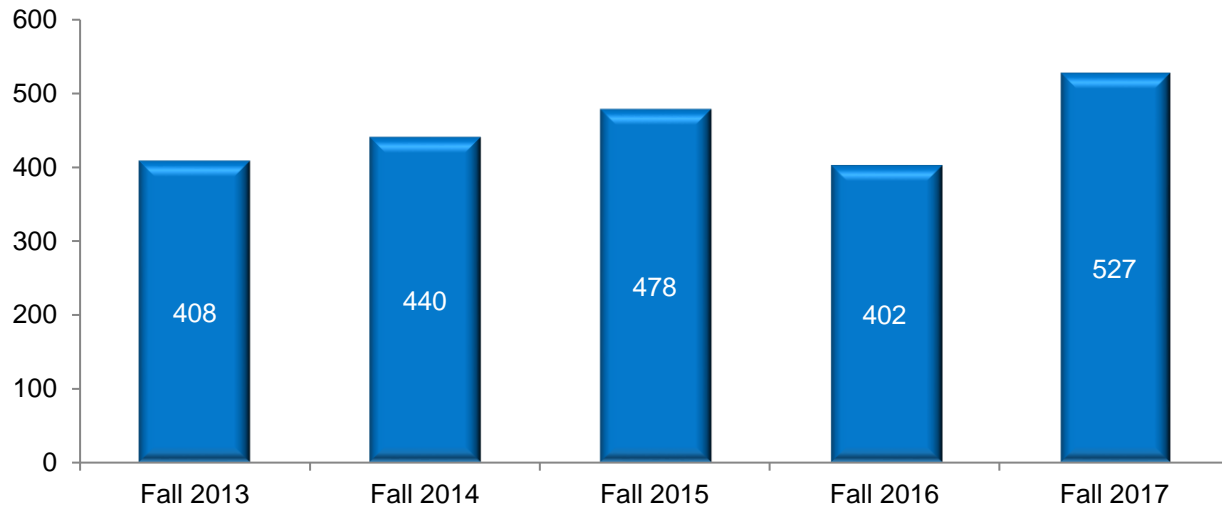


- FTE enrollment was 8,035 in FY17, which was lower than the three-year average of 8,491. The College's headcount also decreased. The 3-year average is used to smooth out the volatility in this measurement to better spot long-term trends.

Source: OCCC Department of Institutional Effectiveness

Number of Students from Oklahoma City Public Schools and Western Heights

Target: The number of new OCCC students graduating from OKCPS and Western Heights will be above the average of the prior three years of 440.

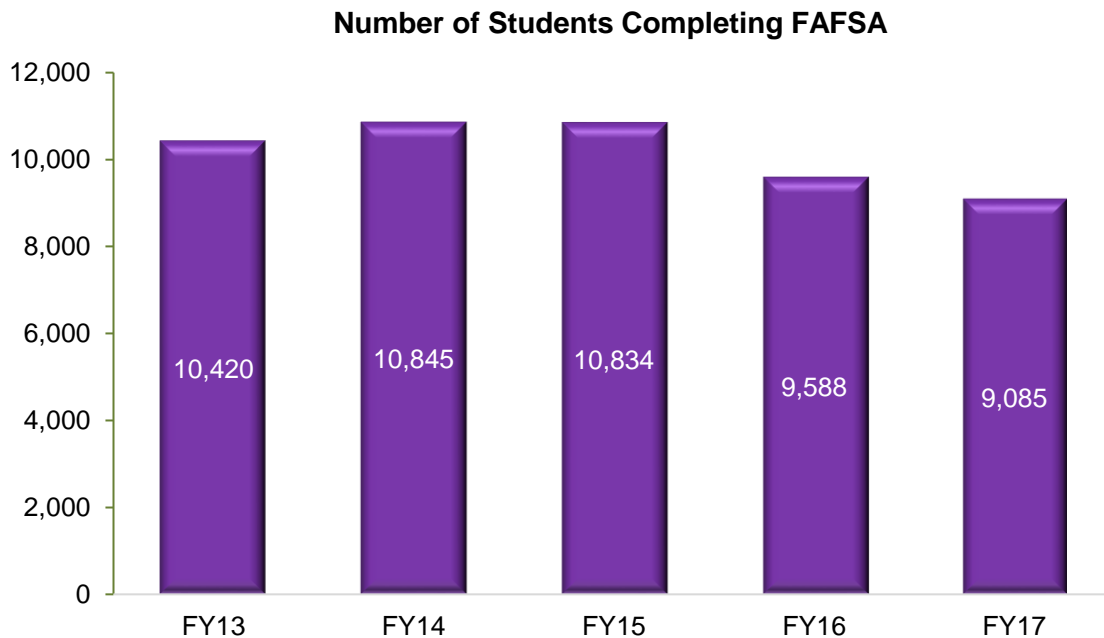


Source: OCCC Department of Institutional Effectiveness

The current information is based on the number of new incoming students who graduated from one of the designated Oklahoma City Public Schools or Western Heights Public Schools in the previous year. The number is above the three-year average. The number of students increased 125 students or 31.1% since last year.

Students Completing Free Application for Federal Student Aid

Target: The number of students completing the Free Application for Federal Student Aid (FAFSA) will be above the average of the prior three years of 10,422.



The number of applicants in FY2017 was less than the target of the three-year average and was related to the overall decrease in enrollment.



Academic Programs and Articulation Agreements

Target: Two new academic programs/options and/or articulation agreements developed, approved, and implemented by the end of FY2017.

The Oklahoma State Regents of Higher Education (OSRHE) approved the following programs and certificates in FY17:

1. Associate in Applied Science in Anesthesia Technology
2. Associate in Science in Community/Public Health
3. Certificate in Unmanned Aerial Systems
4. Certificate in Photography/Digital Imaging
5. Certificate in Graphic Design
6. Certificate in Workplace Writing and Communications

Oklahoma City University September 2016 Agreements:

- Teaching Scholars' Program (September 2016)

University of Central Oklahoma Academic Year 2016-2017 Agreements (Signed at various times between October 2016 and January 2017) in the areas of:

1. Art
2. Business
3. Computer Science
4. Diversified Studies
5. Criminal Justice
6. Engineering
7. English
8. History
9. Humanities
10. Pre-Education
11. Sciences
12. Speech
13. Theatre



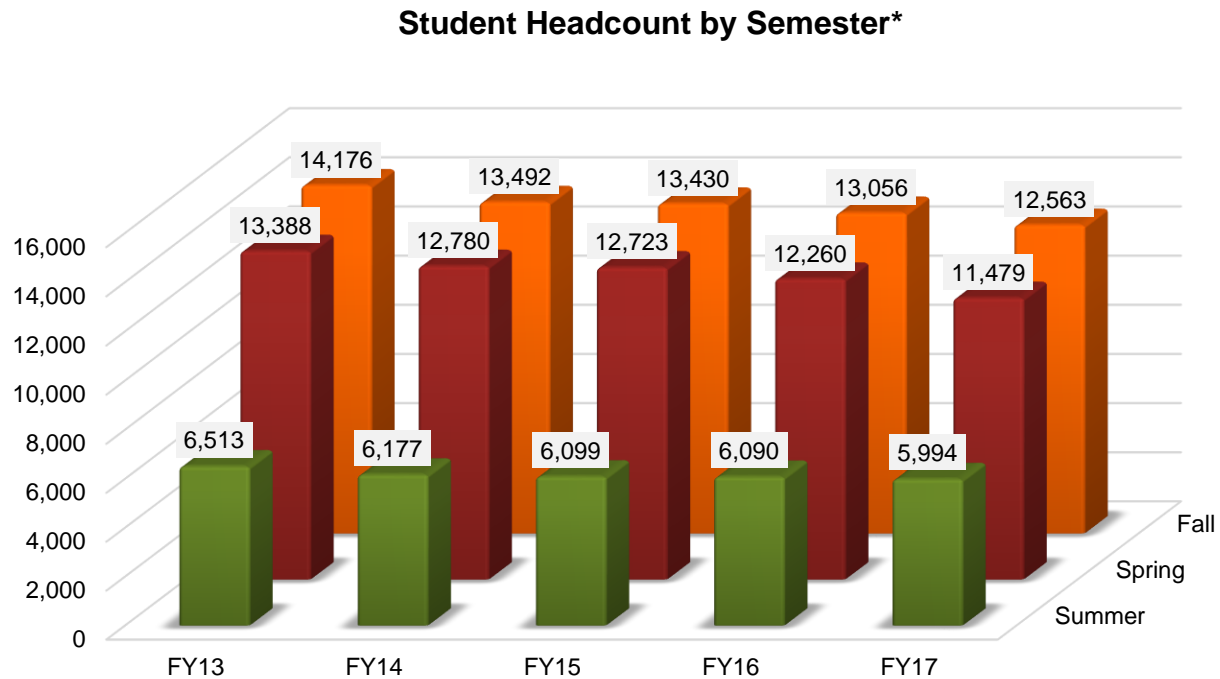
Future Issues

- Incorporate Recruiter software into the OCCC Administrative Operating System – Ellucian.
- Enhance advising to ensure efficiencies in student enrollment.
- Reorganize the residency request and readmission to make it more efficient.
- Academic divisions will explore 2+2 agreements for every OCCC transfer program to a four-year university partner.
- Academic divisions will develop aggressive recruitment plans to increase enrollment.



Appendices

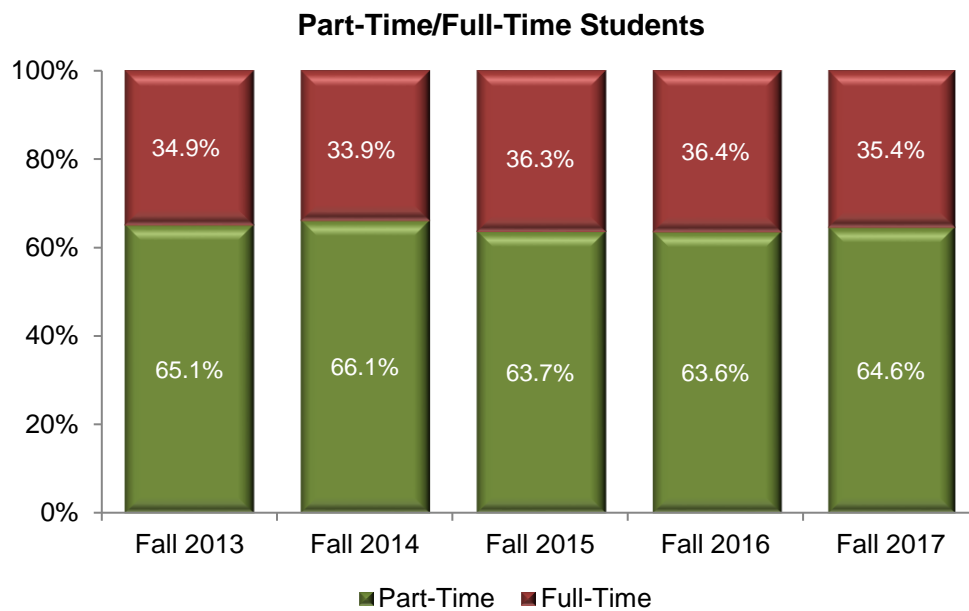
Credit Student Headcount by Semester



* The number of students is duplicated among term headcounts.

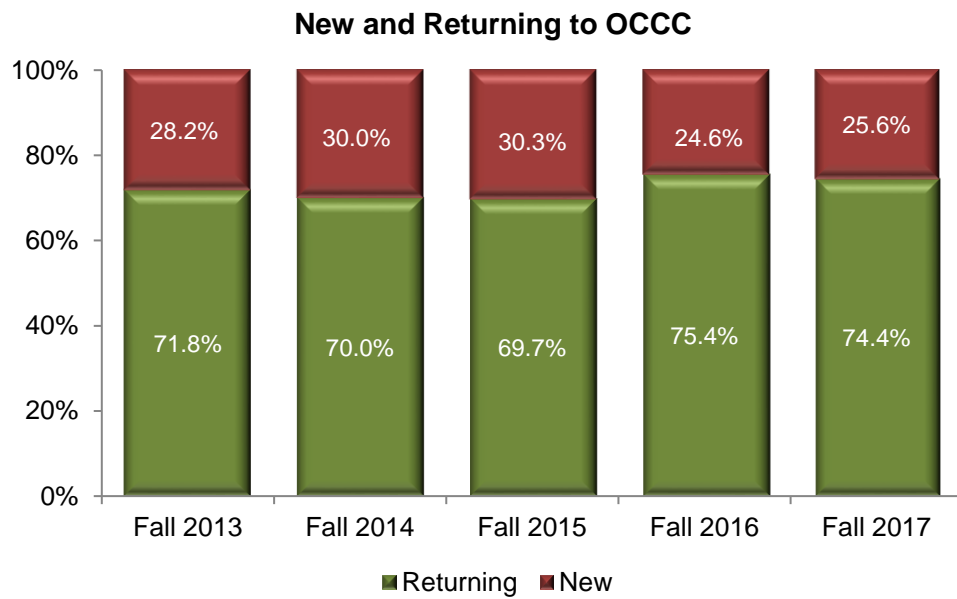
Comment: Each of the semesters declined over the past five years.

Part and Full-Time Students



Comment: The percentage of part-time students (those who take less than 12 hours in a semester) remained flat for the past three years.

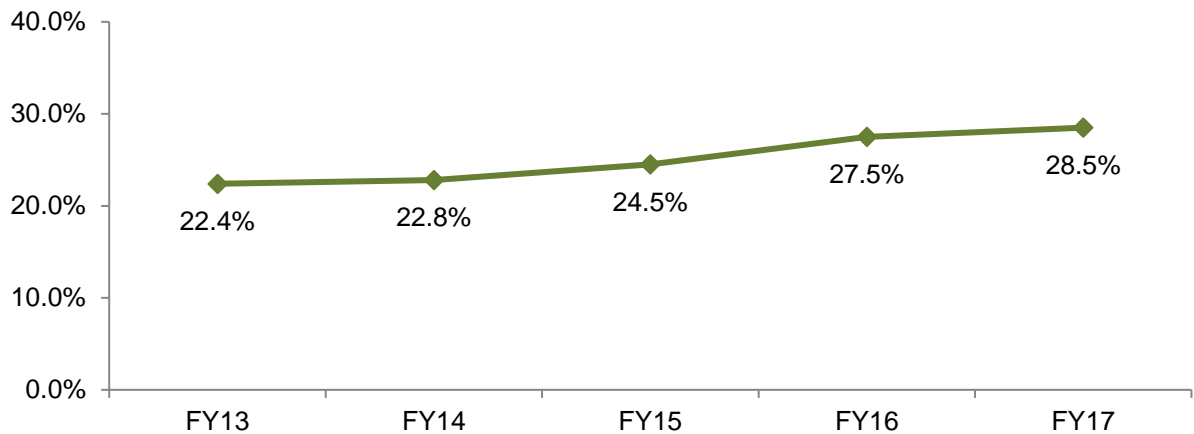
New and Returning Students



Comment: Returning students as a percentage of the student body held steady compared to Fall 2016.

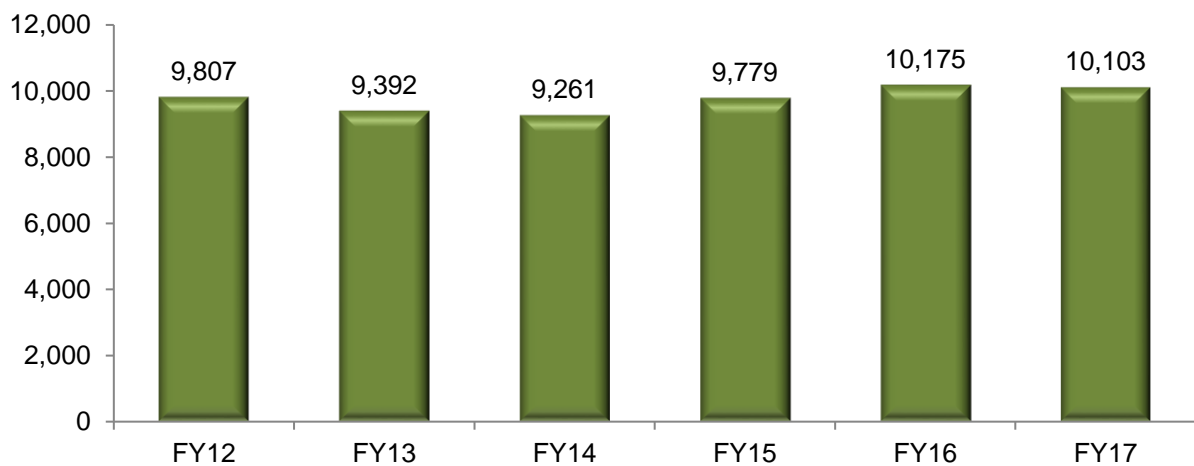
Online Enrollment

**Online Credit Hours as a Percent of
Total OCCC Credit Hours**



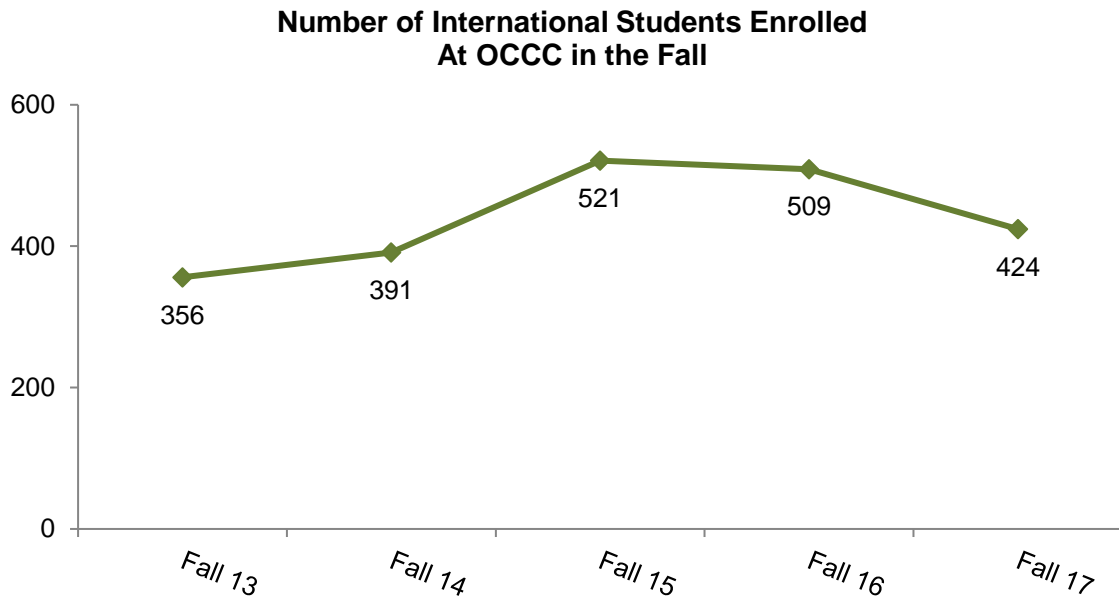
Comment: Online course credit hours as a percent of the total continues to increase.

**Students Who Took at Least One
Online Course**



Comment: The number of students who took at least one online course declined slightly from the previous year.

International Students



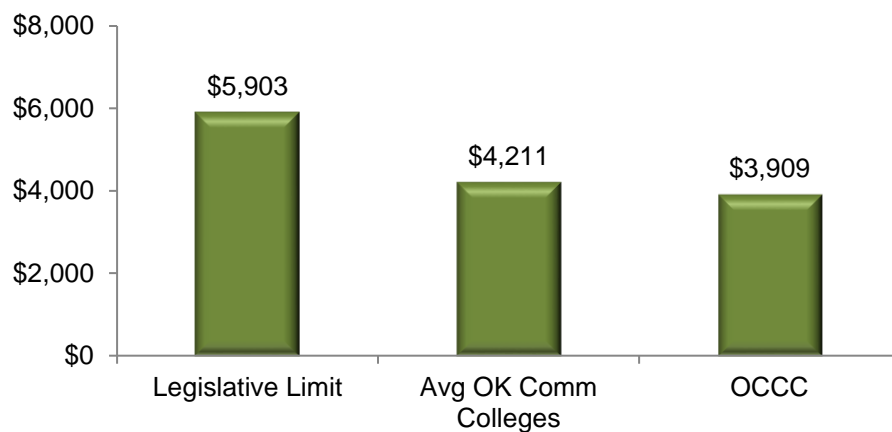
Comment: The number of International students declined from the previous fall. Students from Nepal account for the largest number of the College's international student population.

Top 10 Countries of Citizenship for International Students

Country	Number
Nepal	121
Vietnam	53
China	46
Cameroon	42
South Korea	19
Nigeria	17
Saudi Arabia	14
India	11
Kenya	10
Bangladesh	8

Affordability

**Comparison of Tuition and Mandatory Fees for
30 Credit Hours in 2017**



Source: OSRHE

Comment: The College's tuition continues to be among the lowest of community colleges in the State with OCCC's tuition at 66.2% of the legislative limit.

Projected 15 Highest Growing Jobs

Top 15 Highest Growing Jobs in OKC Metro Requiring an Associate's Degree

<u>Job</u>	<u>OCCC Associate Degrees</u>	<u>2017 jobs</u>	<u>2027 jobs</u>	<u># change 2017 to 2027</u>	<u>% change 2017 to 2027</u>
<i>Registered Nurses</i>	<i>Nursing</i>	11,585	12,922	1,337	12%
Paralegals and Legal Assistants		1,419	1,584	165	12%
Dental Hygienists		969	1,127	158	16%
<i>Physical Therapist Assistants</i>	<i>Physical Therapist Assistants</i>	405	526	121	30%
<i>Web Developers</i>	<i>Web Design and Development</i>	563	667	104	18%
<i>Medical and Clinical Laboratory Technicians</i>	<i>Clinical Research</i>	983	1,087	104	11%
Veterinary Technologists and Technicians		385	483	98	25%
Diagnostic Medical Sonographers		519	615	96	18%
Radiologic Technologists		965	1,042	77	8%
Geological and Petroleum Technicians		518	583	65	13%
<i>Occupational Therapy Assistants</i>	<i>Occupational Therapy Assistants</i>	209	272	63	30%
<i>Respiratory Therapists</i>	<i>Respiratory Care Therapists</i>	555	608	53	10%
Cardiovascular Technologists and Technicians		250	299	49	20%
<i>Avionics Technicians</i>	<i>Engineering Technology – FAA option</i>	375	407	32	9%
Magnetic Resonance Imaging Technologists		176	190	14	8%
Radiation Therapists		135	148	13	10%

Note: EMSI data now categorizes Registered Nurses within the Bachelor's Degree rather than the Associate's Degree.

Source: Economic Modelling Specialists International (EMSI)

Comment: Seven of the 15 fastest growing jobs are included in programs offered at OCCC.