



**Monitoring Report on Achieving
the College's ENDS:
GRADUATE SUCCESS**

October 16, 2017



Table of Contents

Background and Summary	3
Transfer Student Performance	5
Licensure Pass Rates	6
Graduate Survey	7
Supervisor Survey	8
Graduate Survey of 2010 Graduates.....	9
Continuous Improvement Efforts	10

Background and Summary

The College's Graduate Success END, established by the OCCC Board of Regents, states:

-- Our graduates earn higher-level degrees or are successful in technical or professional careers.

- The success of our graduates is critical for assessing the College's programs and ensuring our community has an educated workforce.
- There are four primary core indicators (with several sub-indicators) used to measure graduate success. Based on the latest available information, performance on the targets is as follows:

Target	Performance
OCCC Transfer Grade Point Average (GPA) will be equal to or above the Transfer Institution Average GPA	
• OCCC was 3.0 compared to OU 3.2	
• OCCC was 3.2 compared to OSU 3.0	
• OCCC was 2.9 compared to UCO 2.8	
First Time Licensure Pass Rates will be equal or above the national pass rates (Health Professions)	
• OCCC Nursing graduates' pass rate was 95% compared to 85% at the national level.	
• OCCC Occupational Therapy Assistant graduates' pass rate was 85% *	
• OCCC Paramedic graduates' pass rate was 86% compared to 73% at the national level.	
• OCCC Physical Therapist Assistant graduates' pass rate was 100% compared to 87% at the national level.	
88.8% of the graduates were satisfied with their education which exceeded the 85% target. (N=1,531)	
95.3% of the supervisors were satisfied with their OCCC graduates which exceeded the 85% target. (N=86)	

*No national comparisons available

¹ Performance indicators are as follows: ● (green) denotes at or exceeding target, ● (yellow) denotes slightly below target requiring monitoring, ● (red) denotes significantly below target



Background and Summary Cont'd

- During the last several years, the College has demonstrated the following progress in addressing its Graduate Success END:
 - For the first time in the past four years, OCCC student GPAs at UCO exceeded all undergraduates GPA.
 - OCCC graduates were satisfied with their educational experience and preparation for careers and transfer institutions.
 - Supervisors value their OCCC employees and would hire additional graduates from the College.
 - Of the 789 AA/AS graduates who completed the survey and continued their education, only 27 graduates reported having difficulties transferring some of their credit hours.
- Areas for improvement include the following:
 - OCCC transfer student and graduate GPA at OU is less than GPA's of the native students.

Transfer Student Performance

Target: Students who transfer to OU, OSU, or UCO will have a grade point average equal to or better than the grade point average in that institution.

Transfer Student Performance

Type of Student	2013 GPA	2014 GPA	2015 GPA	2016 GPA	2017 GPA
-----------------	----------	----------	----------	----------	----------

UCO

OCCC Transfer	2.8	2.9	2.9	2.9	2.9
All Undergraduates	3.0	2.9	2.9	3.0	2.8

OSU

OCCC Transfer	3.1	3.0	3.1	3.2	3.2
All Undergraduates	3.1	3.0	3.0	3.0	3.0

OU

OCCC Transfer	3.2	3.0	2.9	3.0	3.0
All Undergraduates	3.0	3.2	3.2	3.2	3.2

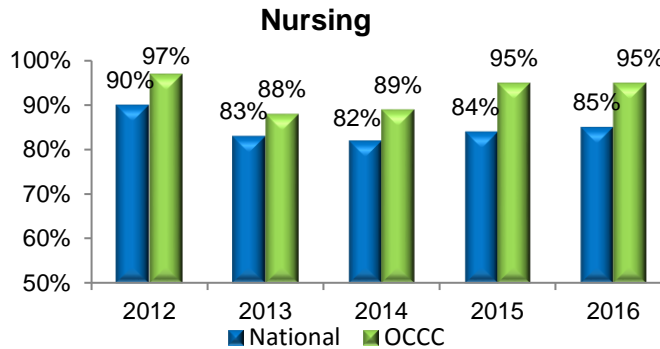
Source: UCO, OSU and OU

OCCC transfer students at UCO and OSU had a higher GPA than their native students. OCCC transfer students were slightly below the total undergraduate population GPA at OU.

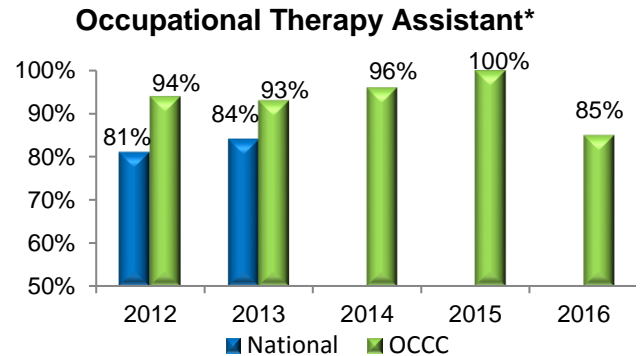
Licensure Pass Rates

Target: The first-time licensure pass rates of OCCC Health Professions graduates will exceed the national averages.

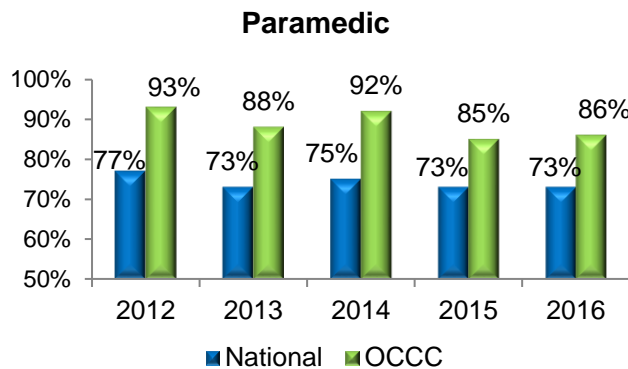
In 2015 licensure pass rates exceeded national pass rates in three of the Health Profession programs.



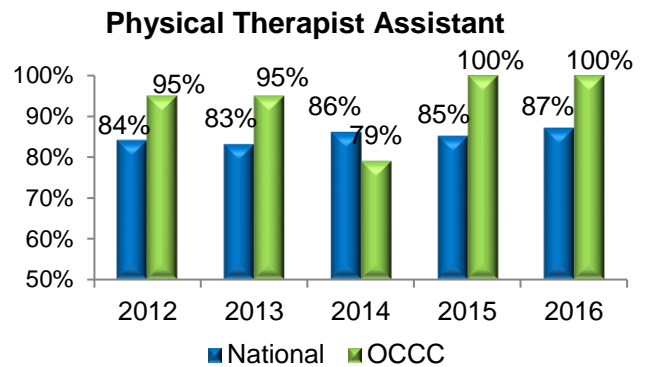
Success rates of nursing graduates have continued to exceed the national licensure pass rates. One hundred and ninety-nine of 210 students who took the exam passed.



*The national licensure authority is no longer keeping national statistics. The statistics listed for OCCC is the cumulative total for graduates taking the exam in 2016.



Paramedic graduates' licensure pass rates continue to exceed the national pass rate. Nineteen of the 22 students who took the exam passed.



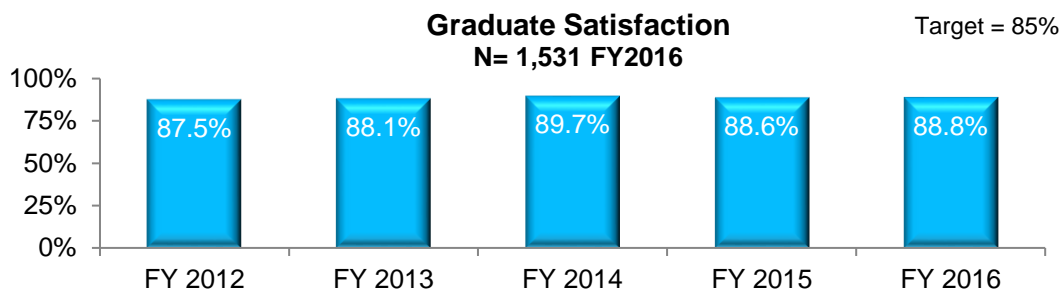
This is the second year in a row that 100% of the physical therapist assistant graduates passed the exam.

Graduate Survey

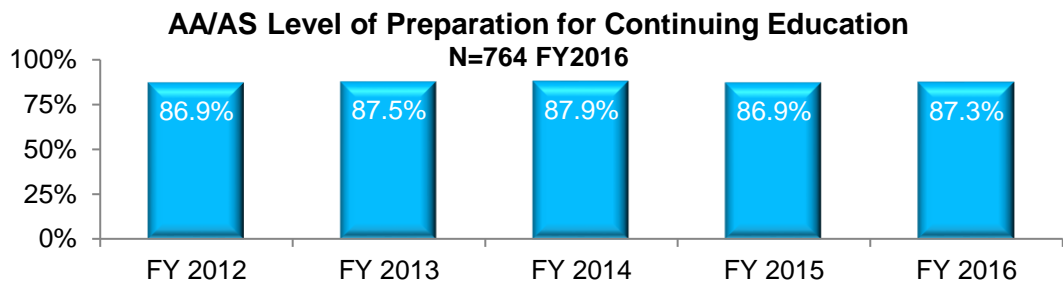
Target: 85% or higher satisfaction rating on a graduation survey.

The number of completed surveys was 1,541 of 2,184 sent or a response rate of 69.5%, 11.1 percentage points above last year. Findings include:

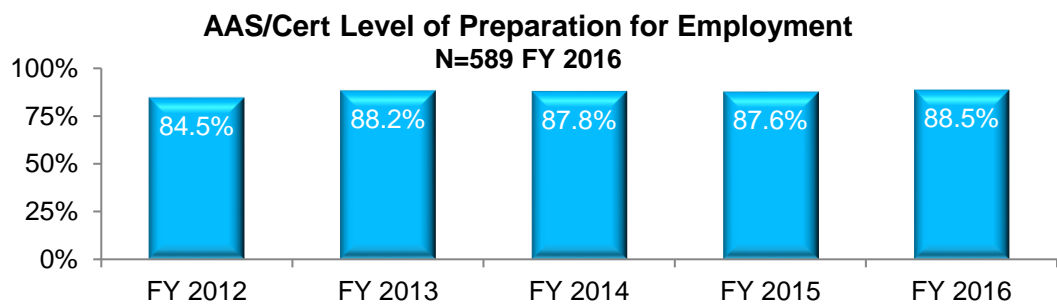
- 95.7% met their educational goal.
- 98.7% would recommend OCCC to a friend.



Graduates were very satisfied with their OCCC education. The chart is based on a 10-point scale and satisfaction is defined as a percentage of the scale 8.88 points = 88.8%.



AA/AS Graduates continuing their education were satisfied with the usefulness of their OCCC education in preparing them for transfer institutions.



AAS/Cert graduates rated their preparation for employment in FY 2016 slightly higher than the previous year.

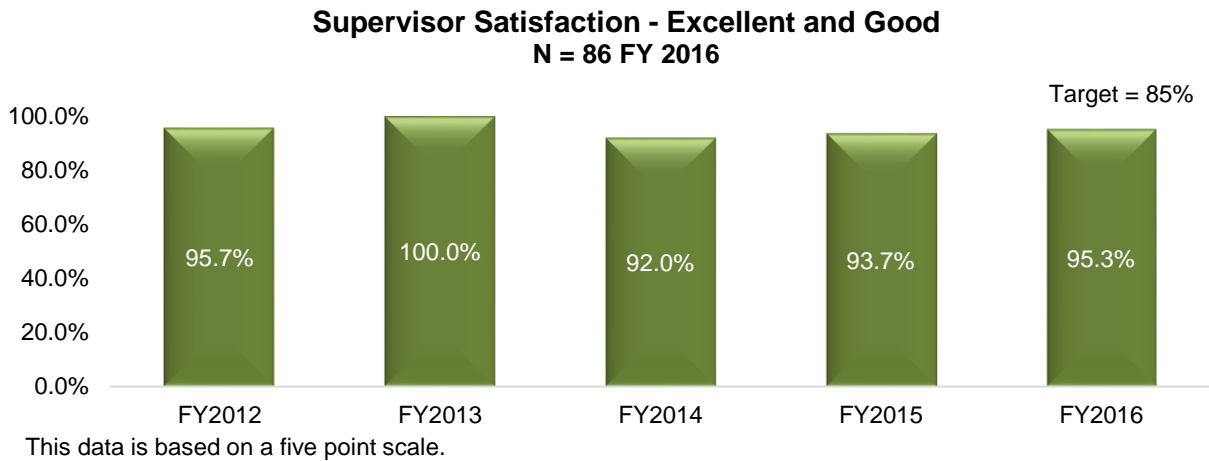
Source: OCCC Office of Institutional Effectiveness

Supervisor Survey

Target: 85% or higher satisfaction on Supervisor survey.

Each year, the College surveys graduates to determine if they have continued their education and/or if they are working in their field of study. Graduates working in a field related to their education were asked permission to contact their supervisor. Ninety-two of the 163 supervisors responded to the survey or 56.4%: Although 27% of the respondents were from the nursing field, there were 24 programs represented by the graduates.

Ninety-five percent of the supervisors indicated graduates' preparation for employment was either excellent or good.

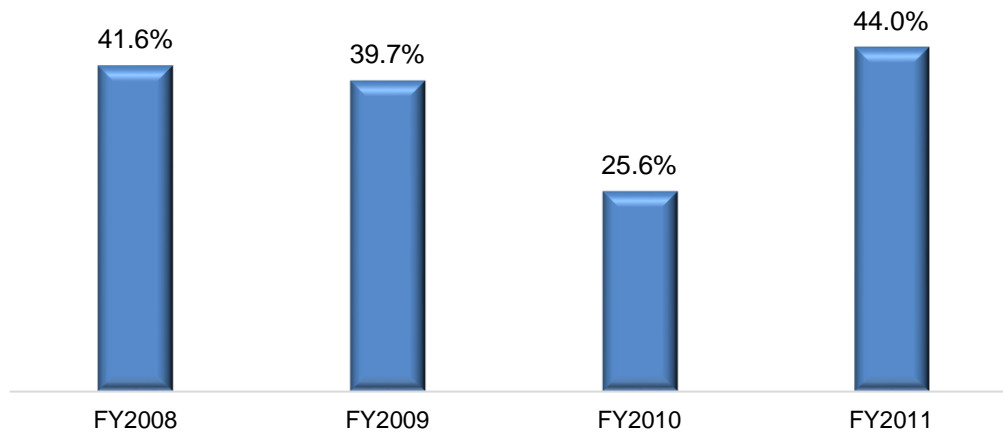


Ninety-nine percent of the supervisors would hire another OCCC graduate.

Graduate Survey of 2011 Graduates

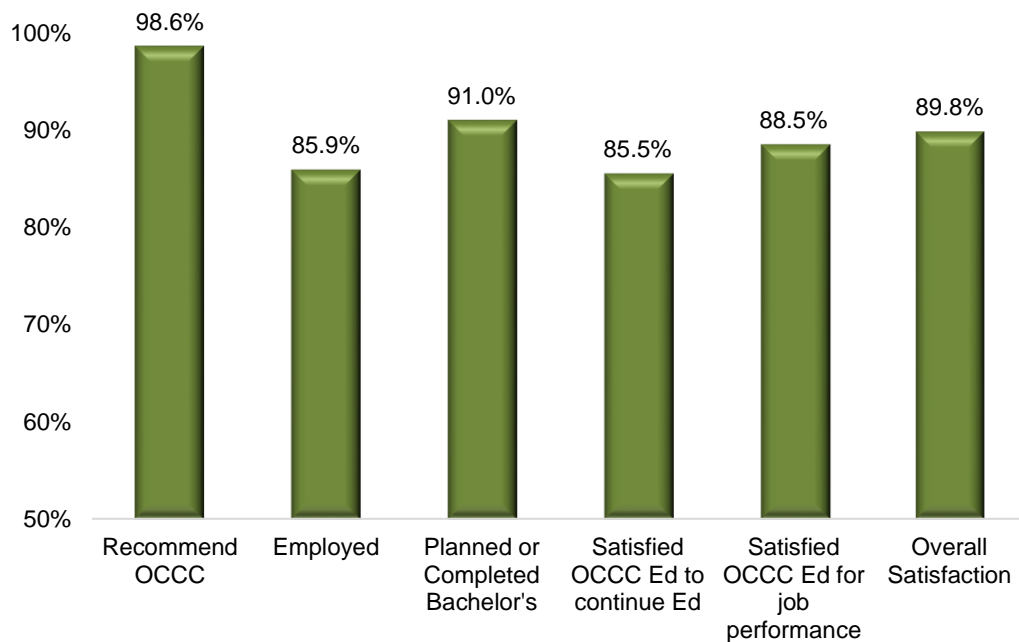
During the FY2017 school year, FY 2011 graduates were surveyed. Five hundred and eighty-nine graduates responded or 44%.

Response Rates



A few key results included:

5 YR Graduate Survey Results





Continuous Improvement Efforts

One of the key factors in identifying area for potential academic program improvement is to survey graduates. Although the college surveys all graduates, four additional program specific surveys were added to the college-wide surveys. Therefore, we currently have eight programs that have additional questions on the college-wide surveys.

Satisfaction of graduates is also a key area for continuous success as each of these graduates “touch” so many other people in the community. Results of the last graduate survey reflected an increase in satisfaction within the primary areas: the total, Associate in Arts/Associate in Science, and Associates in Applied Science/Certificates.