



**Monitoring Report on Achieving
the College's ENDS:
GRADUATE SUCCESS**

October 17, 2016




Table of Contents

Background and Summary	3
Transfer Student Performance	5
Licensure Pass Rates	6
Graduate Survey	7
Supervisor Survey	8
Graduate Survey of 2010 Graduates.....	9
Response to Last Year's Improvement Strategies.....	10

Background and Summary

The College's Graduate Success END, established by the OCCC Board of Regents, states:

-- Our graduates earn higher-level degrees or are successful in technical or professional careers.

- The success of our graduates is critical for assessing the College's programs and ensuring our community has an educated workforce.
- There are four primary core indicators (with several sub-indicators) used to measure graduate success. Based on the latest available information, performance on the targets is as follows:

Target	Performance
OCCC Transfer Grade Point Average (GPA) will be equal or above the Transfer Institution Average GPA	
• OCCC was 3.0 compared to OU 3.2	
• OCCC was 3.2 compared to OSU 3.0	
• OCCC was 2.9 compared to UCO 3.0	
First Time Licensure Pass Rates will be equal or above the national pass rates (Health Professions)	
• OCCC Nursing graduates' pass rate was 95% compared to 84% at the national level.	
• OCCC Occupational Therapy Assistant graduates' pass rate was 100% *	
• OCCC Paramedic graduates' pass rate was 85% compared to 73% at the national level.	
• OCCC Physical Therapist Assistant graduates' pass rate was 100% compared to 85% at the national level.	
88.6% of the graduates were satisfied with their education which exceeded the 85% target. (N=1,263)	
93.7% of the supervisors were satisfied with their OCCC graduates which exceeded the 85% target. (N=95)	

*No national comparisons available

¹ Performance indicators are as follows: • (green) denotes at or exceeding target, • (yellow) denotes slightly below target requiring monitoring, • (red) denotes significantly below target



Background and Summary Cont'd

- During the last several years, the College has demonstrated the following progress in addressing its Graduate Success END:
 - OCCC graduates were satisfied with their educational experience and preparation for careers and transfer institutions.
 - Supervisors value their OCCC employees and would hire additional graduates from the College.
 - Of the 702 AA/AS graduates who completed the survey and continued their education, only 23 graduates reported having difficulties transferring some of their credit hours.

- Areas for improvement include the following:
 - OCCC transfer student and graduate GPA at OU and UCO is less than GPA's of the native students.

Transfer Student Performance

Target: Students who transfer to OU, OSU, or UCO will have a grade point average equal to or better than the grade point average in that institution.

Transfer Student Performance

Type of Student	2012 GPA	2013 GPA	2014 GPA	2015 GPA	2016 GPA
-----------------	----------	----------	----------	----------	----------

UCO

OCCC Transfer	2.9	2.8	2.9	2.9	2.9
All Undergraduates	2.8	3.0	2.9	2.9	3.0

OSU

OCCC Transfer	3.0	3.1	3.0	3.1	3.2
All Undergraduates	3.0	3.1	3.0	3.0	3.0

OU

OCCC Transfer	3.2	3.2	3.0	2.9	3.0
All Undergraduates	3.1	3.0	3.2	3.2	3.2

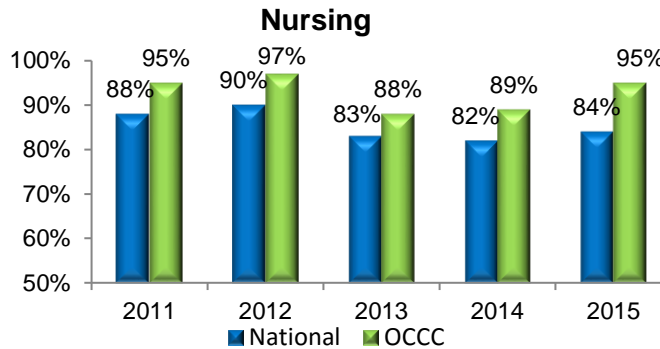
Source: UCO, OSU and OU

OCCC transfer students at OSU had a higher GPA than their native students. OCCC transfer students were slightly below the total undergraduate population GPA at UCO and OU.

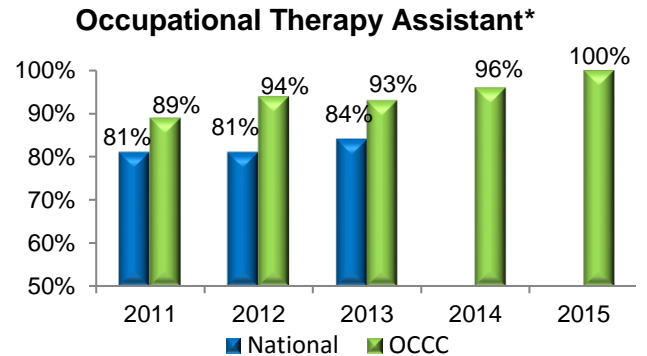
Licensure Pass Rates

Target: The first-time licensure pass rates of OCCC Health Professions graduates will exceed the national averages.

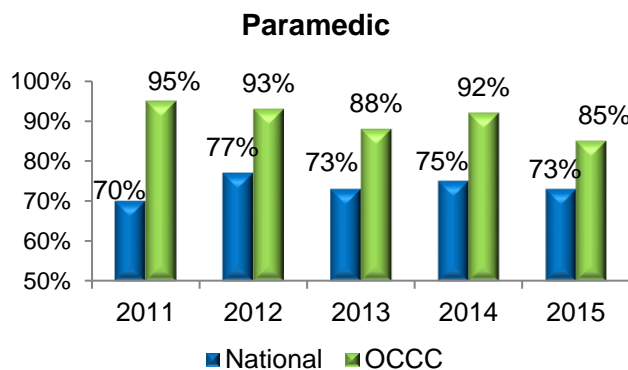
In 2015 licensure pass rates exceeded national pass rates in three of the Health Profession programs.



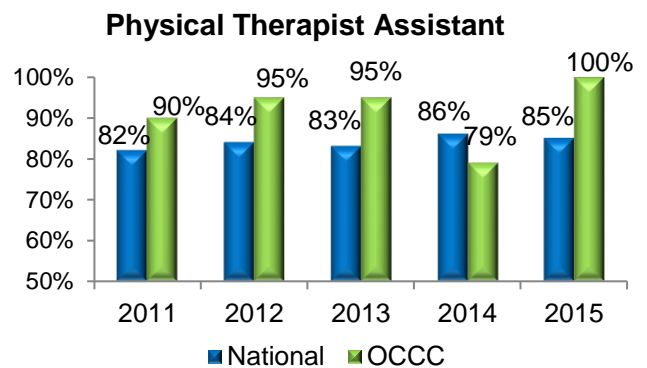
Success rates of nursing graduates have continued to exceed the national licensure pass rates. One hundred and seventy-three of 182 students who took the exam passed.



*The national licensure authority is no longer keeping national statistics. The statistics listed for OCCC is the cumulative total for 2015 since first time pass rates are not available.



Paramedic graduates' licensure pass rates continue to exceed the national pass rate. Twenty-two of the 26 students who took the exam passed.



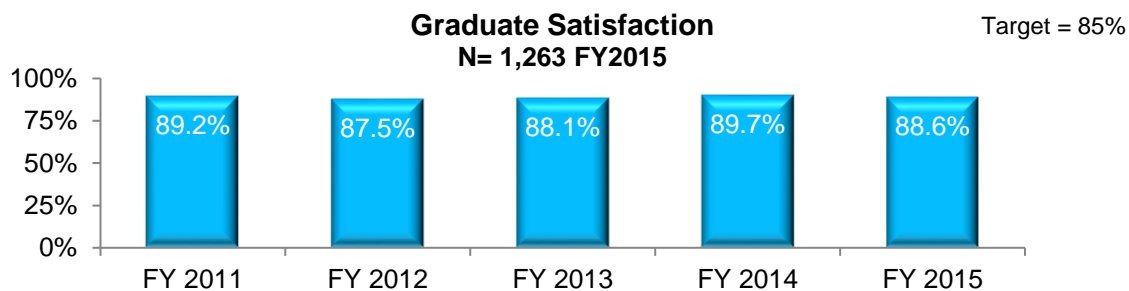
100% of the physical therapist assistant graduates passed the exam, which exceeded the national and rose significantly since last year.

Graduate Survey

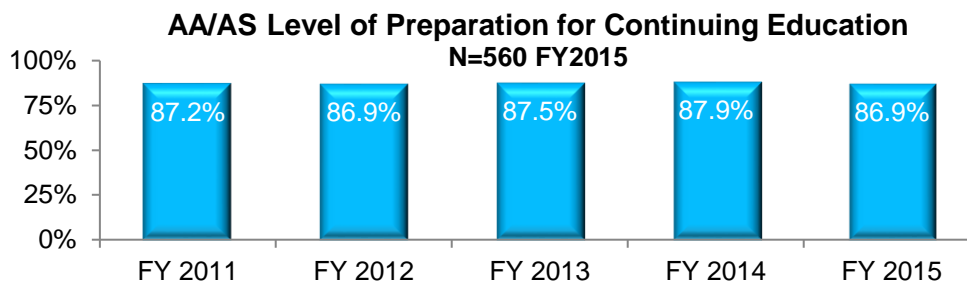
Target: 85% or higher satisfaction rating on a graduation survey.

The number of responses was 1,277 of 2,184 total sent or a response rate of 58.4%, 7.5 percentage points above last year. Findings include:

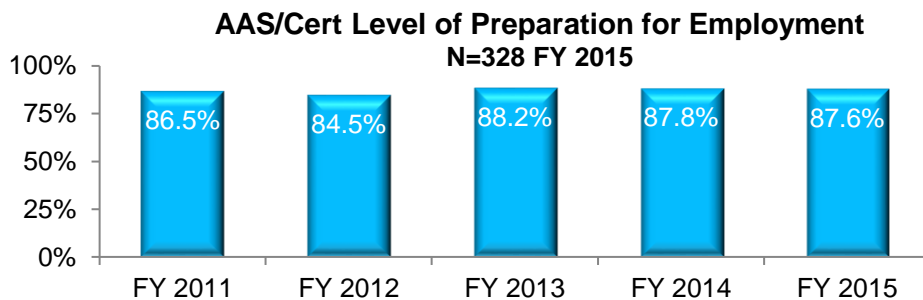
- 95.4% met their educational goal.
- 98.7% would recommend OCCC to a friend.



Graduates were very satisfied with their OCCC education. The chart is based on a 10-point scale and satisfaction is defined as a percentage of the scale 8.86 points = 88.6%.



AA/AS Graduates continuing their education were satisfied with the usefulness of their OCCC education in preparing them for transfer institutions.



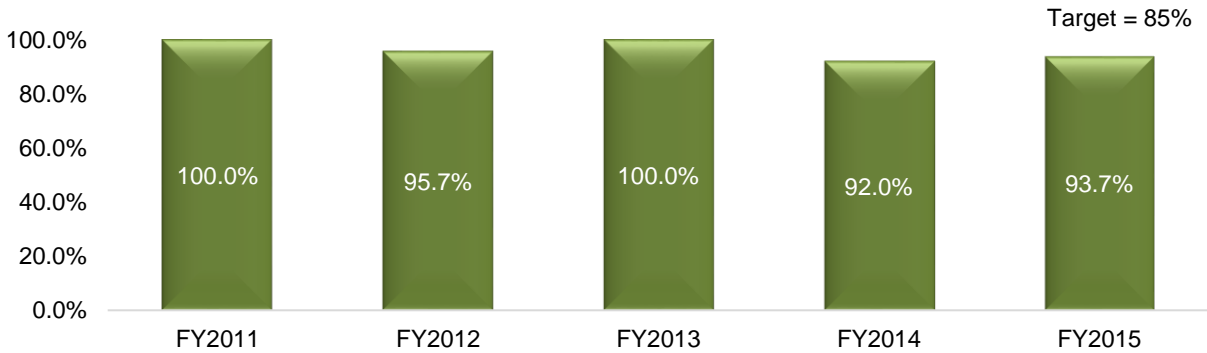
AAS/Cert graduates rated their preparation for employment in FY 2015 similar to the previous year.

Source: OCCC Office of Institutional Effectiveness

Supervisor Survey








Target: 85% or higher satisfaction on Supervisor survey.

Supervisor Satisfaction - Excellent and Good
N = 95 FY 2015



This data is based on a five point scale.

Each year, the College surveys graduates to determine if they have continued their education and/or if they are working in their field of study. Graduates working in a field related to their education were asked permission to contact their supervisor. Ninety-eight of the 144 supervisors responded to the survey or 68.1%: 93.7% indicated graduates' preparation for employment was either excellent or good. 99.0% of the supervisors would hire another OCCC graduate. Five companies who hired at least 10 OCCC graduates were primarily health-care providers.

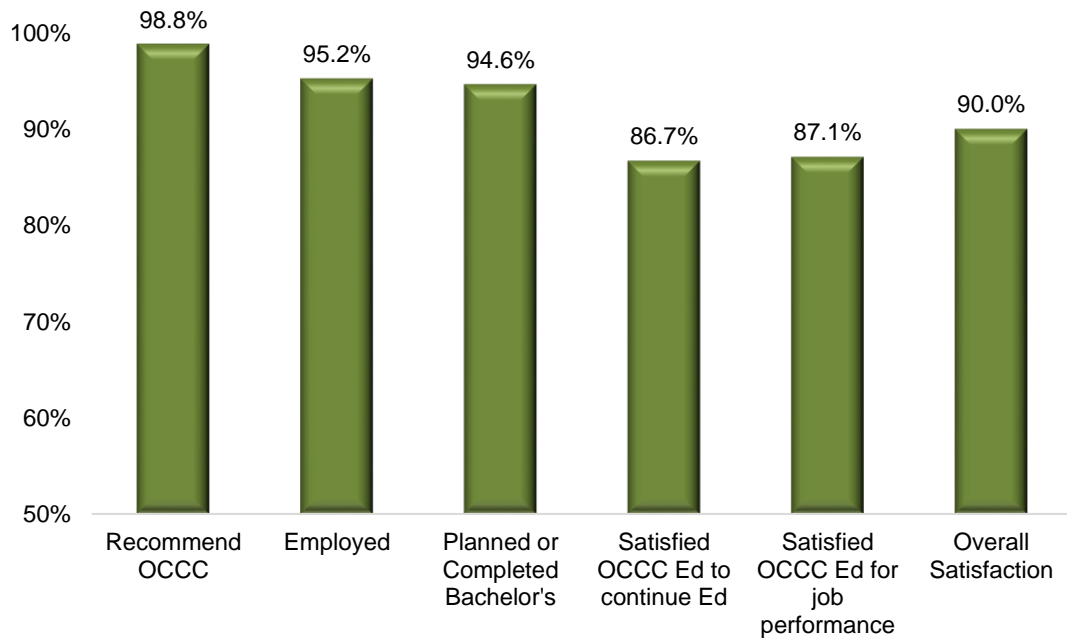
Company	OCCC Graduates
 OU Hospitals	53
 Integrus Hospitals	46
 Tinker Air Force Base	22
 St Anthony Hospital	20
 Norman Regional Hospital	19
 Mercy Hospitals	13
 Oklahoma City Community College	12

Source: OCCC Office of Institutional Effectiveness

Graduate Survey of 2010 Graduates

During the FY2016 school year, FY 2010 graduates were surveyed. Three hundred and forty-seven graduates responded or 25.6%. A few key results included:

5 YR Graduate Survey Results



Top five universities attended

#	University/College
69	University of Central Oklahoma
58	University of Oklahoma
20	Oklahoma State University
7	University of Science and Arts of Oklahoma
6	Southern Nazarene University
6	Southwestern Oklahoma State University



Improvement Strategy

FY2016 Improvement Strategy

- PTA faculty will monitor student preparation and test taking to improve pass rates.
 - PTA licensure pass rates increased from 79% in FY2014 to 100% in FY2015.

Issues to be Addressed in FY2017

- Improvement of satisfaction and success.
 - Work with Deans' Council to develop program specific questions for program graduates.
 - Work with Advisory Committees to identify elements for increased success and satisfaction of graduates.