



**Monitoring Report on Achieving the
College's ENDS:**

GRADUATE SUCCESS

October 20, 2014




Table of Contents

Background and Summary	3
Transfer Student Performance	5
Licensure Pass Rates	6
Graduate Survey	7
Supervisor Survey	8
Graduate Survey of 2008 Graduates	9
Last Year's Improvement Strategies	10
Next Year's Improvement Strategies	10

Background and Summary

The College's Graduate Success END, established by the OCCC Board of Regents, states:

-- Our graduates go on to earn higher-level degrees or are successful in technical or professional careers.

- The success of our graduates is critical for assessing the College's programs and ensuring our community has an educated workforce.
- There are four primary core indicators (with several sub-indicators) used to measure graduate success. Based on the latest available information, performance on the targets is as follows:

Target	Performance	Change From Previous Year
OCCC Transfer Grade Point Average (GPA) will be equal or above the Transfer Institution Average GPA		
• OCCC was 3.0 compared to OU 3.2		↓
• OCCC was 3.0 compared to OSU 3.0		→
• OCCC was 2.9 compared to UCO 2.9		↑
First Time Licensure Pass Rates will be equal or above the national pass rates (Health Professions)		
• OCCC Nursing graduates' pass rate was 88% compared to 83% at the national level.		↓
• OCCC Occupational Therapy Assistant graduates' pass rate was 93% compared to 84% at the national level.		↓
• OCCC Paramedic graduates' pass rate was 88% compared to 73% at the national level.		↓
• OCCC Physical Therapist Assistant graduates' pass rate was 95% compared to 83% at the national level.		→
88.1% of the graduates were satisfied with their education. (N=918)		↑
100% of the supervisors were satisfied with their OCCC graduates. (N=58)		↑

¹ Performance indicators are as follows: • (green) denotes at or exceeding target, • (yellow) denotes slightly below target requiring monitoring, • (red) denotes significantly below target



Background and Summary Cont'd

- During the last several years, the College has demonstrated the following progress in addressing its Graduate Success END:
 - OCCC graduates were satisfied with their educational experience and preparation for careers and transfer institutions.
 - Area supervisors value their OCCC employees and would hire additional graduates from the College.
 - Of the 507 AA/AS graduates who completed the survey and continued their education, only 4 graduates reported having difficulties transferring some of their credit hours.

- Areas for improvement include the following:
 - OCCC transfer student and graduate GPA at OU is less than GPA's of the native students.

Transfer Student Performance

Target: Students who transfer to OU, OSU, or UCO will have a grade point average equal to or better than the grade point average in that institution.

Transfer Student Performance

Type of Student	2010 GPA	2011 GPA	2012 GPA	2013 GPA	2014 GPA
UCO					
OCCC Transfer	2.9	2.9	2.9	2.8	2.9
All Undergraduates	2.9	2.8	2.8	3.0	2.9
OSU					
OCCC Transfer	3.1	3.0	3.0	3.1	3.0
All Undergraduates	3.0	3.0	3.0	3.1	3.0
OU					
OCCC Transfer	N/A	3.2	3.2	3.2	3.0
All Undergraduates	N/A	3.1	3.1	3.0	3.2

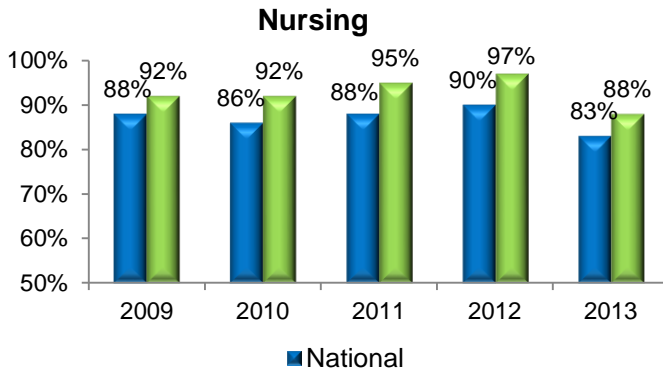
Source: UCO, OSU and OU

OCCC transfer students had the same grade point average as the native students at OSU and UCO. OCCC transfer student GPA at OU was lower than the native population.

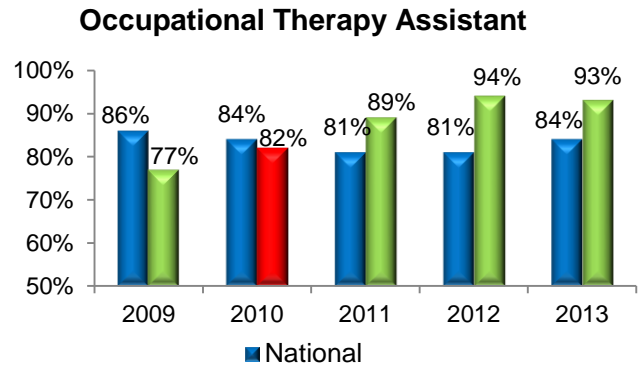
Licensure Pass Rates

Target: The first-time licensure pass rates of OCCC Health Professions graduates will exceed the national averages.

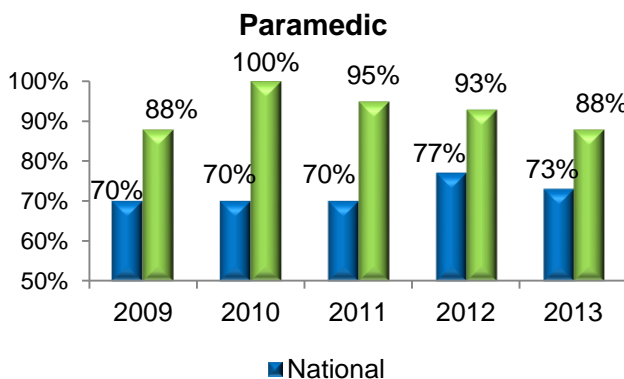
In 2013 licensure pass rates exceeded national pass rates in all four Health Profession programs.



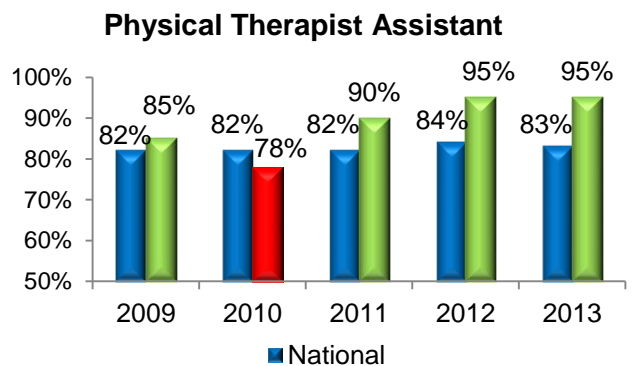
Success rates of nursing graduates have continued to exceed the national licensure pass rates. One hundred and sixty-eight (168) of 192 students who took the exam passed.



This is the third year that the occupational therapy assistant pass rates increased from the previous year and continues to be above the national average. Thirteen (13) of 14 students who took the exam passed.



Paramedic graduates' licensure pass rates continue to exceed the national pass rate. Twenty-three (23) of 26 students who took the exam passed.



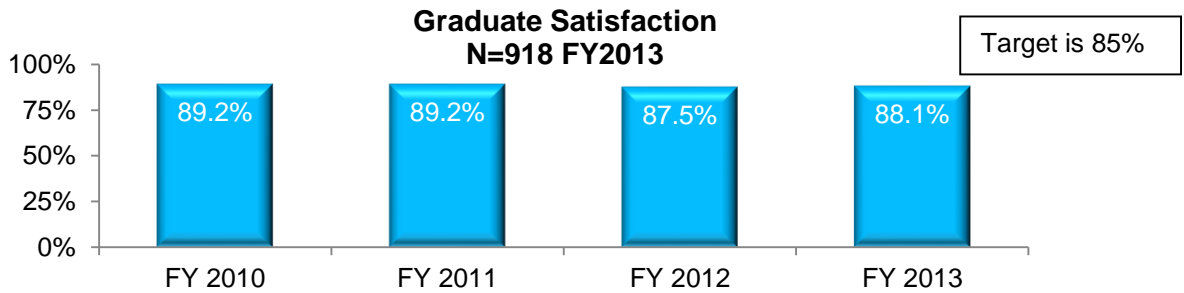
This is the second year in a row that the Physical Therapist Assistant pass rates were above the national pass rates. Eighteen (18) of 19 students who took the exam passed.

Graduate Survey

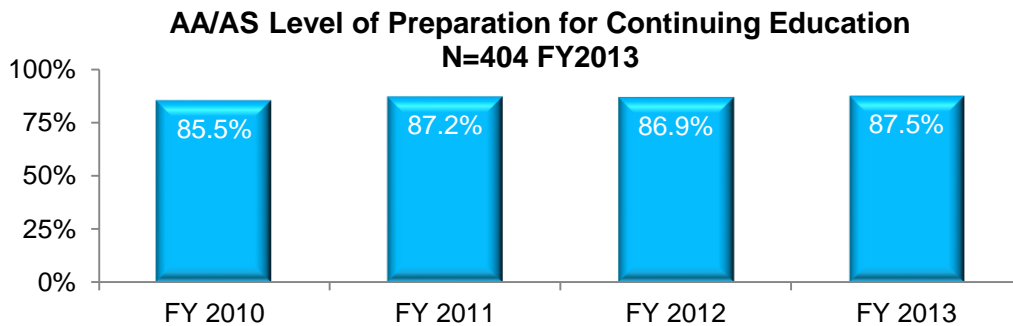
Target: 85% or higher satisfaction rating on a graduation survey.

The number of responses was 918 of 1,842 total sent or a response rate of 49.8%. Findings include:

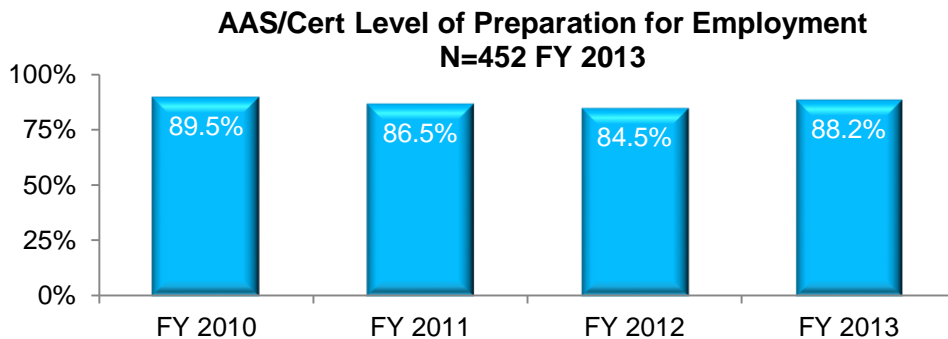
- 91% met their educational goal.
- 4 of the 507 graduates attending college had difficulty transferring some of their credits.
- 98% would recommend OCCC to a friend.



As can be viewed in the chart above, graduates were very satisfied. The chart is based on a 10-point scale.



AA/AS Graduates continuing their education were satisfied with a slight increase from 86.9% to 87.5%.



AAS/Cert graduates also rated the College satisfactory above last year by 3.7 percentage points.







Source: OCCC Office of Institutional Effectiveness

Supervisor Survey

Target: 85% or higher satisfaction on Supervisor survey.



Each year, the College surveys graduates to determine if they have continued their education and if they are working in their field of study. Those graduates who are working in the field related to their education were asked permission to contact their supervisor. Of the 57 supervisors that responded to the survey, 100% indicated the graduates' preparation for their employment was either excellent or good compared to 96% last year. One hundred percent of the supervisors would hire another OCCC graduate. The top five companies who hired OCCC graduates were primarily health-care providers. The top seven are identified below. This is the first year Tinker Air Force Base made the list primarily from the Airframe and PowerPlant Mechanic graduates.

Company		OCCC Graduates
	Tinker Air Force Base	40
	Integris Hospitals	24
	OU Hospitals	20
	Norman Regional Hospital	16
	Mercy Hospitals	8
	Oklahoma City Community College	8
	Oklahoma Heart Hospital	8

Source: OCCC Office of Institutional Effectiveness

Graduate Survey of 2008 Graduates

During the FY2014 school year, the FY 2008 graduates were surveyed. Four hundred and fifty-nine or 41.6% of the graduates responded to the survey. A few key results included:

- 64.5% continued their education.
- 74.6% completed their degree with an additional 20.1% planning to graduate in the future.
- 88.5% were satisfied with the preparation they received at OCCC to continue their education.
- 96.8% were employed.
- 87.4% were satisfied with the preparation they received at OCCC to perform on the job.
- 91.1% was their overall level of satisfaction with their OCCC experience.
- 98.5% would recommend OCCC to a friend.

Top five areas of employment

79	Nurses
36	Teachers
18	Accountants
14	Computer related
14	Registered Respiratory Therapists

Top five universities attended

100	University of Central Oklahoma
82	University of Oklahoma
16	Oklahoma State University
13	Southern Nazarene University
11	Southwestern Oklahoma State University



Improvement Strategies

FY2014 Improvement Strategy

Continue to work with UCO to analyze program specific data such as GPA of OCCC transfer graduates compared to UCO students.

Since joining the Central Oklahoma Regional Education (CORE) institutional researchers from OCCC is working closely with their counterparts from UCO and the Oklahoma Public School System to determine a variety of data points including GPA program specific outcomes.

FY2015 Improvement Strategy

- Conduct focus groups with OCCC graduates who transferred to OU to determine what OCCC could do to increase academic success at OU. Areas to explore may include changes in transfer/transition programs, enhanced advising, and/or the identification gaps in curriculum or services.
- Review biannual Student Satisfaction Survey results to determine if there are any specific areas of need. Develop and implement changes as appropriate.