



**Monitoring Report on Achieving the
College's ENDS:
GRADUATE SUCCESS
October 21, 2013**



Table of Contents

| | |
|--|---|
| Background and Summary | 3 |
| Transfer Student Performance | 5 |
| Licensure Pass Rates | 6 |
| Graduate Survey | 7 |
| Supervisor Survey | 8 |
| Last Year's Improvement Strategies | 9 |
| Next Year's Improvement Strategies | 9 |

Background and Summary

The College’s Graduate Success END, established by the OCCC Board of Regents, states:

-- **Our graduates go on to earn higher-level degrees or are successful in technical or professional careers.**

- The success of our graduates is critical for assessing the College’s programs and ensuring our community has an educated workforce.
- There are four core indicators (with several sub-indicators) used to measure graduate success. Based on the latest available information, performance on the targets is as follows:

| Target | Performance | Change From Previous Yr |
|--|-------------|-------------------------|
| OCCC Transfer Grade Point Average (GPA) will be equal or above the Transfer Institution Average GPA | | |
| • OCCC was 3.2 compared to OU 3.0 | | ➡ |
| • OCCC was 3.1 compared to OSU 3.1 | | ⬆ |
| • OCCC was 2.8 compared to UCO 3.0 | | ⬇ |
| First Time Licensure Pass Rates will be equal or above the national pass rates (Health Professions) | | |
| • OCCC Nursing graduates’ pass rate was 97% compared to 90% at the national level. | | ⬆ |
| • OCCC Occupational Therapy Assistant graduates’ pass rate was 94% compared to 81% at the national level. | | ⬆ |
| • OCCC Paramedic graduates’ pass rate was 93% compared to 77% at the national level. | | ⬇ |
| • OCCC Physical Therapist Assistant graduates’ pass rate was 95% compared to 84% at the national level. | | ⬆ |
| 87.5% of the graduates were satisfied with their education. | | ⬇ |
| 95.7% of the supervisors were satisfied with their OCCC graduates. | | ⬇ |

¹ Performance indicators are as follows: • (green) denotes at or exceeding target, • (yellow) denotes slightly below target requiring monitoring, • (red) denotes significantly below target



Background and Summary Cont'd

- During the last several years, the College has demonstrated the following progress in addressing its Graduate Success END:
 - OCCC graduates were satisfied with their educational experience and preparation for careers and transfer institutions.
 - Area supervisors value their OCCC employees and would hire additional graduates from the College.
 - Of the 380 AA/AS graduates who completed the survey and continued their education, only 15 graduates reported having difficulties transferring some of their credit hours.
- Areas for improvement include the following:
 - OCCC transfer student and graduate GPA at UCO is slightly less than the native population. Information on program specific outcomes from UCO will be used to create strategies.

Transfer Student Performance

Target: Students who transfer to OU, OSU, or UCO will have a grade point average equal to or better than the grade point average in that institution.

Transfer Student Performance

| Type of Student | 2009 GPA | 2010 GPA | 2011 GPA | 2012 GPA | 2013 GPA |
|--------------------|----------|----------|----------|----------|----------|
| UCO | | | | | |
| OCCC Transfer | 3.0 | 2.9 | 2.9 | 2.9 | 2.8 |
| All Undergraduates | 2.9 | 2.9 | 2.8 | 2.8 | 3.0 |
| OSU | | | | | |
| OCCC Transfer | 3.0 | 3.1 | 3.0 | 3.0 | 3.1 |
| All Undergraduates | 2.9 | 3.0 | 3.0 | 3.0 | 3.1 |
| OU | | | | | |
| OCCC Transfer | 2.7 | N/A | 3.2 | 3.2 | 3.2 |
| All Undergraduates | 3.1 | N/A | 3.1 | 3.1 | 3.0 |

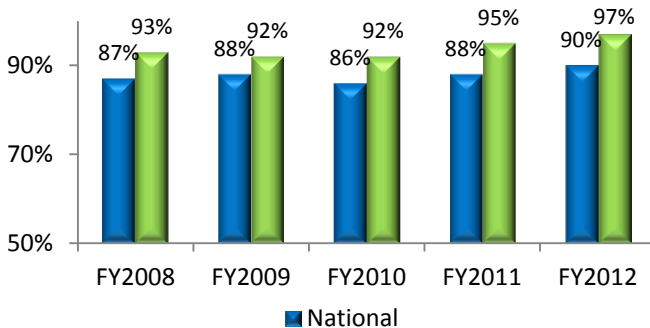
Source: UCO, OSU and OU

OCCC transfer students had a higher grade point average than the native students at OU, an equivalent GPA at OSU and slightly below UCO. Note: OU has provided us with this data for the current report for the first time in several years.

Licensure Pass Rates

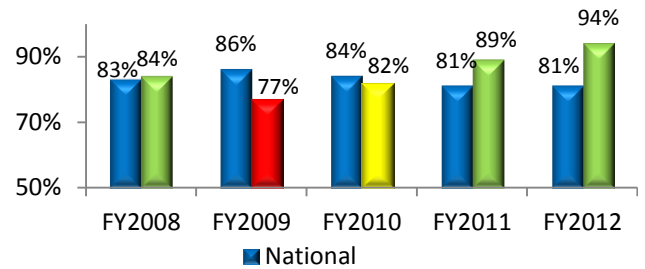
Target: The first-time licensure pass rates of OCCC Health Professions graduates will exceed the national averages. In 2012 licensure pass rates exceeded national pass rates in all four Health Profession programs.

Nursing First-time Licensure Pass Rates



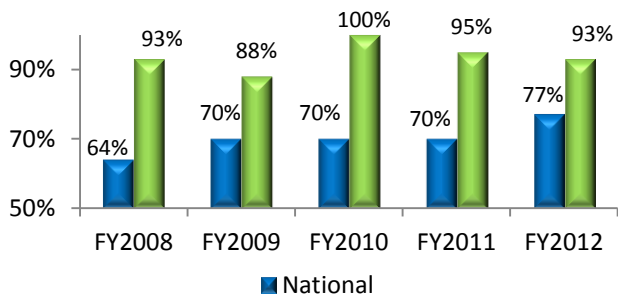
Success rates of nursing graduates have exceeded the national licensure pass rates for the last five years by substantial margins. Two hundred and fifteen (215) of 222 students who took the exam passed.

Occupational Therapy Assistant First-time Licensure Pass Rates



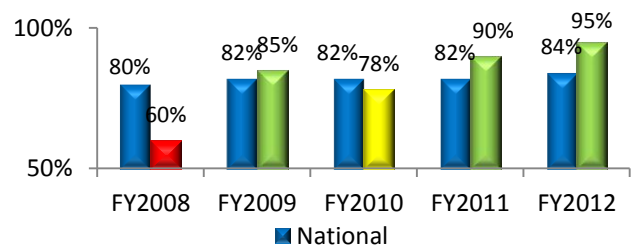
This is the second year that the occupational therapy assistant pass rates increased from the previous year and continues to be above the national average. Fifteen (15) of 16 students who took the exam passed.

Paramedic First-time Licensure Pass Rates



Paramedic graduates' licensure pass rates continue to exceed the national pass rate. Thirteen (13) of 14 students who took the exam passed.

Physical Therapist Assistant First-time Licensure Pass Rates



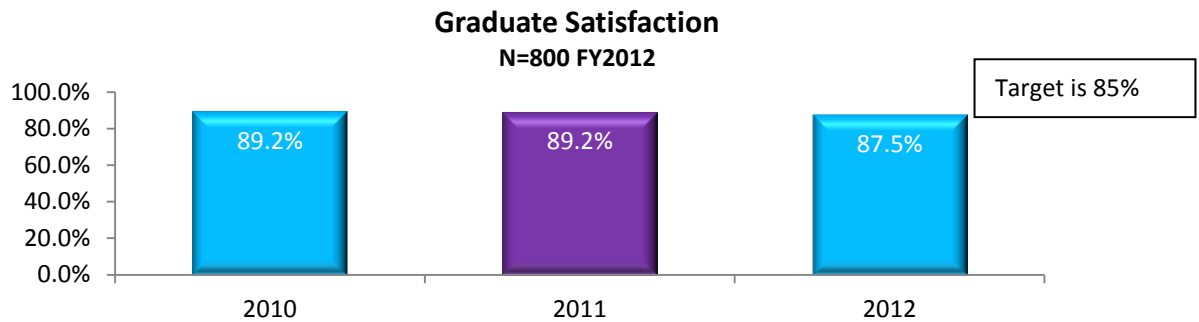
This is the second year in a row that the Physical Therapist Assistant pass rates were above the national pass rates. Eighteen (18) of 19 students who took the exam passed.

Graduate Survey

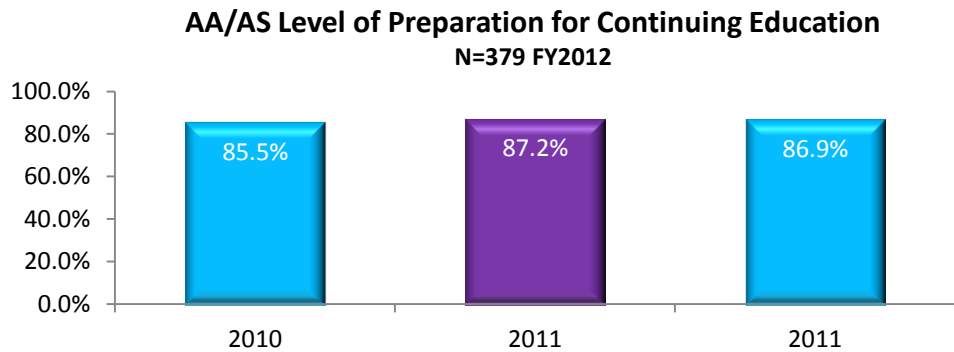
Target: 85% or higher satisfaction rating on a graduation survey.

The number of responses was 800 of 1,541 total sent or a response rate of 51.9%. Other findings include:

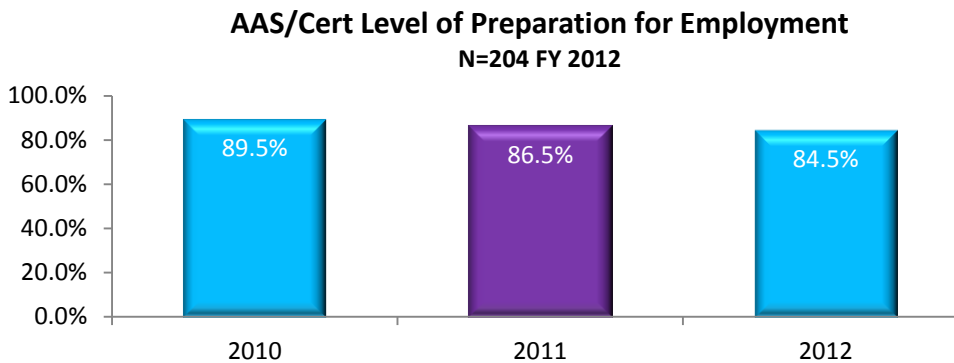
- 99% met their educational goal.
- 15 of the AA/AS graduates had difficulty transferring some of their credits.
- 98% would recommend OCCC to a friend.



As can be viewed in the chart above, graduates were very satisfied. The chart is based on a 10-point scale.



AA/AS Graduates continuing their education were satisfied with a slight decrease from 87.2% to 86.9%.



Eighty-four point five percent of the AAS/Cert graduates rated the College satisfactory, which was a slight decline from last year.

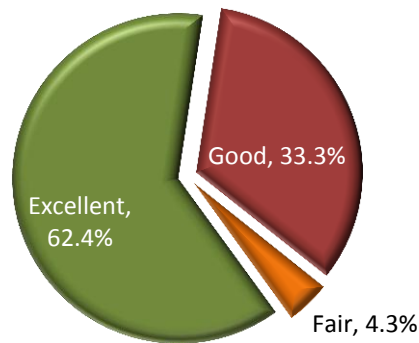
Source: OCCC Office of Institutional Effectiveness

Supervisor Survey

Target: 85% or higher satisfaction on Supervisor survey.

Supervisor Satisfaction


N=98



95.7% reported OCCC graduate skills were good or excellent.

OCCC supervisors continue to be satisfied with the College’s graduates’ performance on the job. Each year, the College surveys graduates to determine if they have continued their education and if they are working in their field of study. Those graduates who are working in the field related to their education were asked permission to contact their supervisor. Of the 98 supervisors that responded to the survey, 96% indicated the graduates’ preparation for their employment was either excellent or good. Ninety-eight percent of the supervisors would hire another OCCC graduate.

The top five companies who hired OCCC graduates were primarily health-care providers. The top five are identified below.

| Company | | OCCC Graduates |
|---|--|----------------|
|  | OU Medical Center | 28 |
|  | Integris Hospitals | 16 |
|  | Norman Regional Hospital | 13 |
|  | Oklahoma City Community College | 11 |
|  | St. Anthony Hospital | 7 |

Source: OCCC Office of Institutional Effectiveness



Improvement Strategies

Last Year's Improvement Strategies

Improve the response rate from the supervisor survey.

Last year, 8 of the 61 supervisors responded to the survey. This year, 98 supervisors responded of the 153 supervisors surveyed.

Next Year's Improvement Strategies

Continue to work with UCO to analyze program specific data such as GPA of OCCC transfer graduates compared to UCO students.