



Complete College OCCC

OKC-GO – Course Enrollment Analysis

Office of Institutional Effectiveness
April 25th, 2013

Presentation by:
Matt Eastwood
matthew.a.eastwood@occc.edu

Course Enrollments – First Time OKC-Go Students and Comparison Cohort

What is OKC-GO: The OKC-GO program is designed to remove some of the financial barriers that might limit a student's ability to succeed in college. The program is exclusive to OCCC and services graduates from Oklahoma City and Western Heights public high schools. Eligible students can attend OCCC tuition free for up to 3 years or 61 college credit hours.

Who can Participate:

- ASTEC
- Capitol Hill
- Centennial
- Classen SAS
- Dove Science Academy
- Douglass
- Emerson
- Harding Charter
- John Marshall
- John Wesley
- Northeast Academy
- Northwest Classen
- Pathways
- Renew
- Santa Fe South
- S.A.V.E Academy
- Seeworth
- Southeast
- Star Spencer
- U.S. Grant
- Western Heights

Course Enrollments – First Time OKC-Go Students and Comparison Cohort

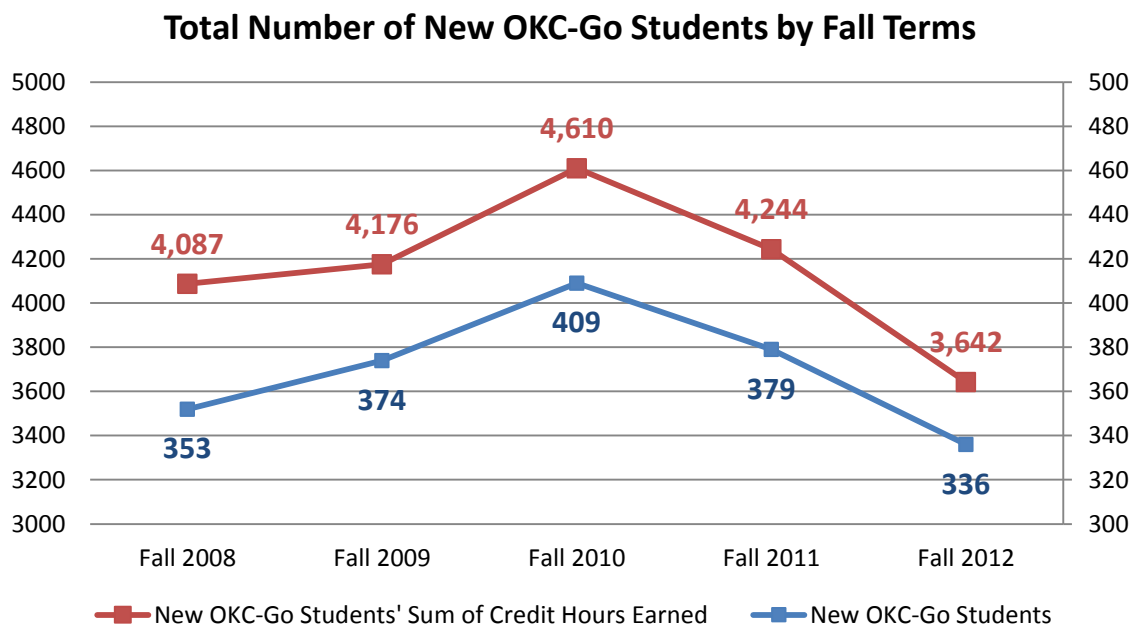
A Note on the Comparison Groups:

First Time OKC-Go Cohort: Includes students that graduated from a participating OKC-GO high school in a given spring semester, accepted an OKC-Go tuition scholarship, and began classes at OCCC the subsequent summer and/or fall semester.

Comparison Cohort: Includes all spring high school graduates from non-participating OKC-GO schools that began classes at OCCC the subsequent summer and/or fall semester.

Course Enrollments – First Time OKC-Go Students and Comparison Cohort

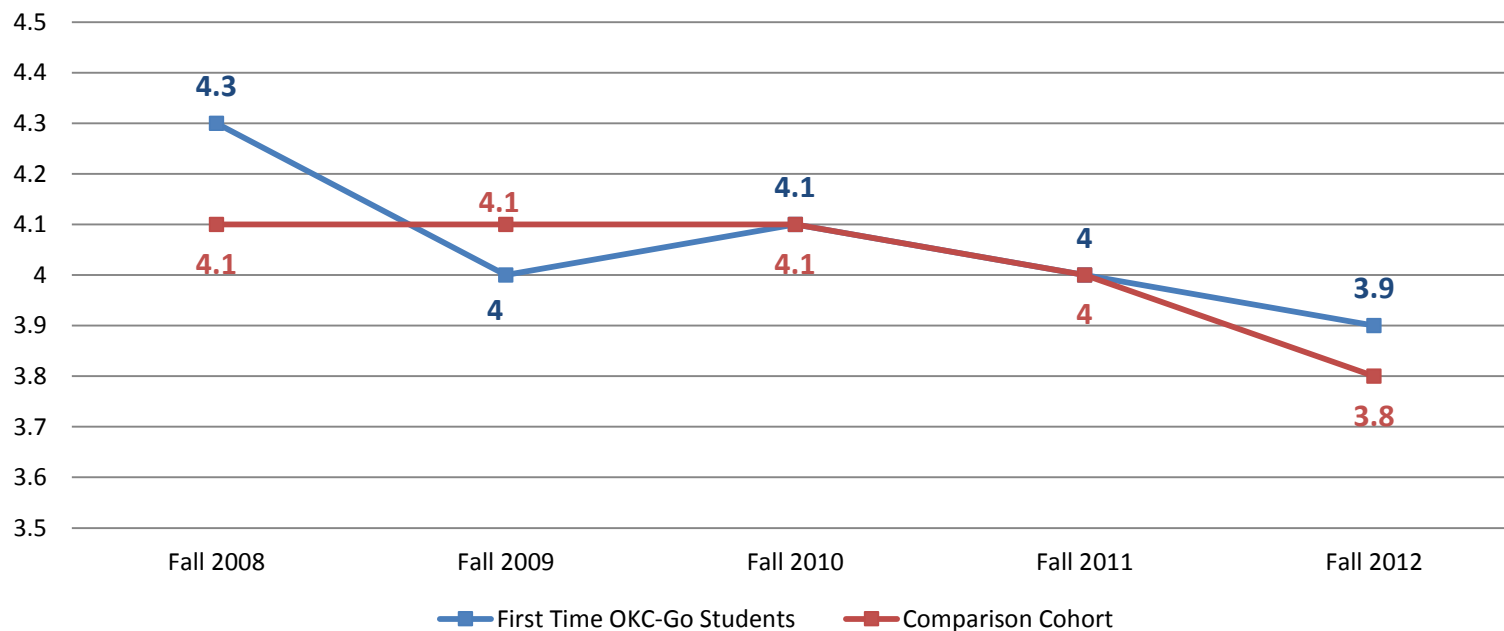
Summary Headcounts and Sum of Credit Hours Earned



- Fall 2011 to Fall 2012 Represents an -11.3% percent change in headcounts.
- There has been an average of 370 new OKC-Go students over the last five fall terms.

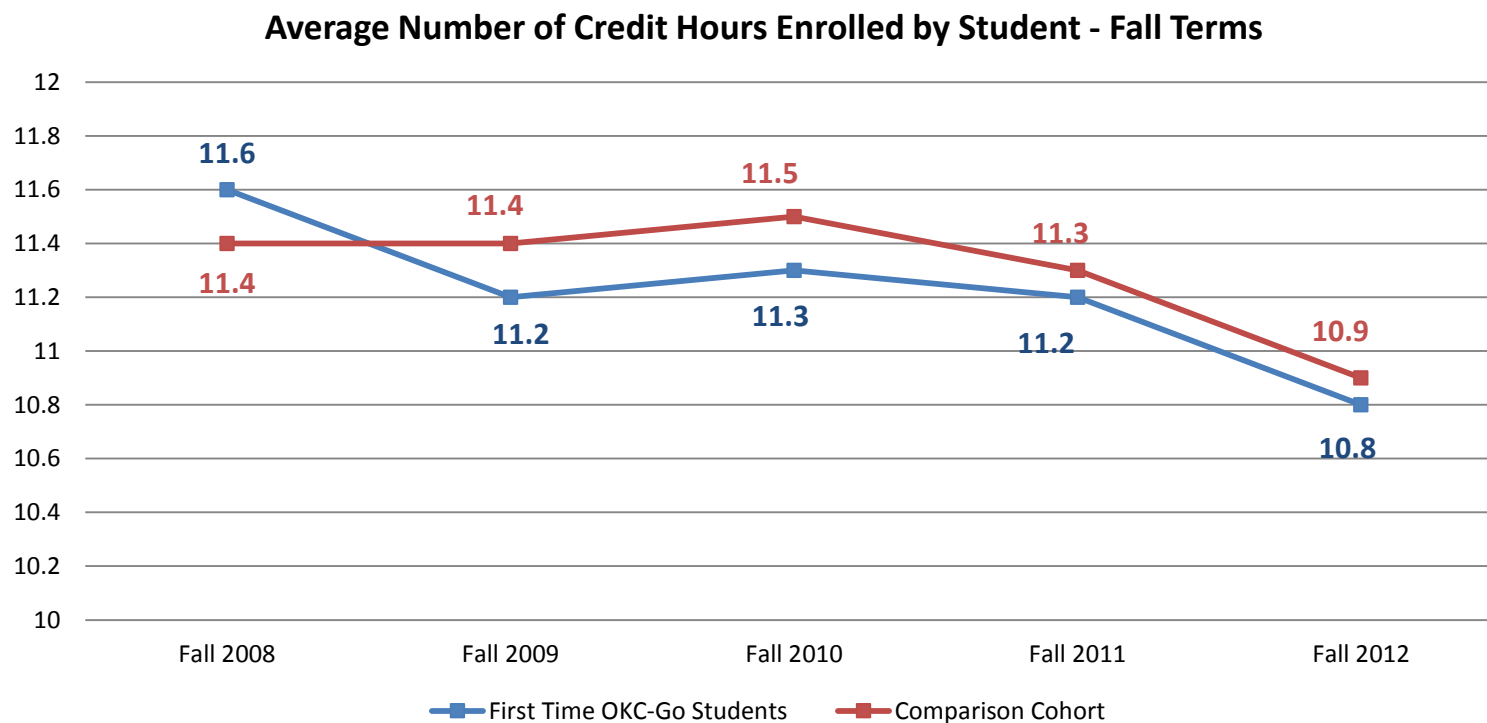
Course Enrollments – First Time OKC-Go Students and Comparison Cohort

Average Number of Enrollments by Student - Fall Terms



- There is little discrepancy in the overall number of enrollments over the last five years in comparisons of the two groups. Common trends exist in the decline of average enrollments over the last five fall terms for both groups.

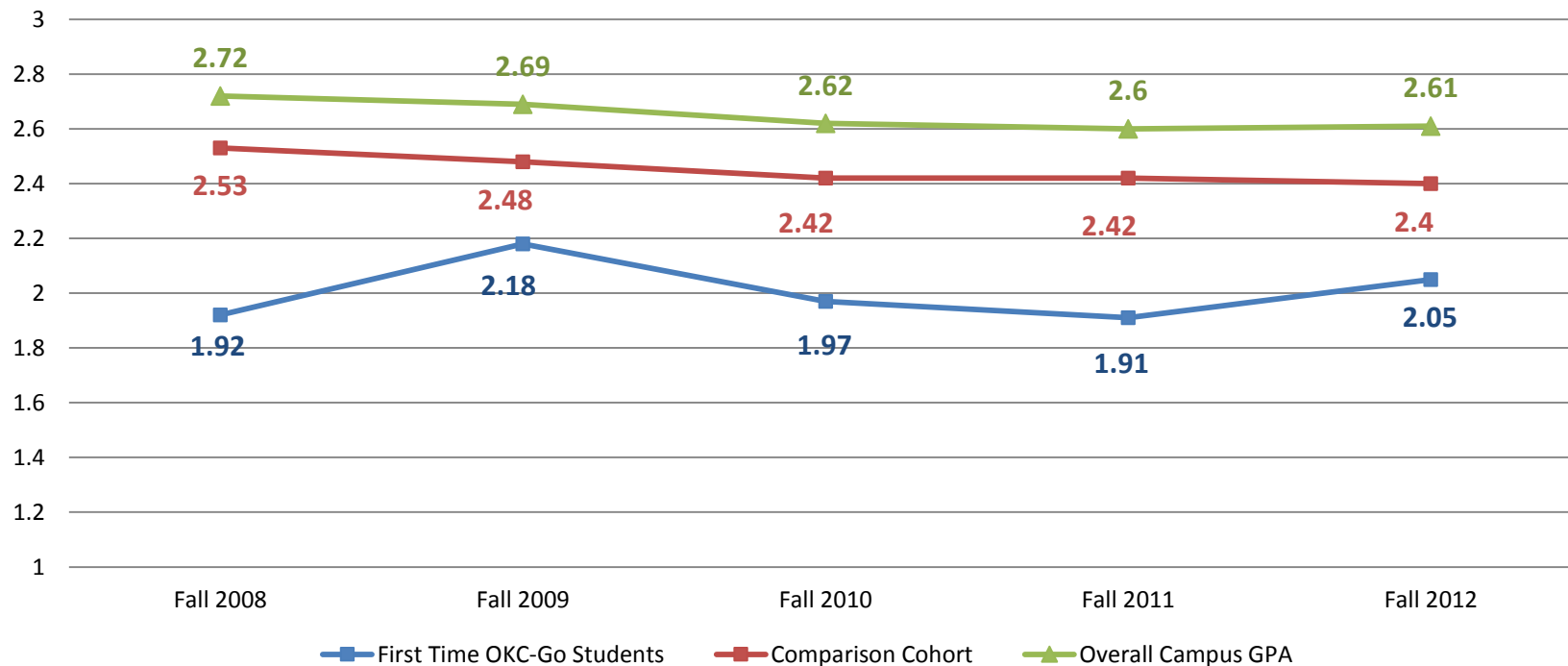
Course Enrollments – First Time OKC-Go Students and Comparison Cohort



- OKC-Go students witnessed slightly lower overall average in credits enrolled for the last four falls. The five year average for OKC-Go students and all other first-time students was 11.2 hours and 11.3 hours respectively.

Course Enrollments – First Time OKC-Go Students and Comparison Cohort

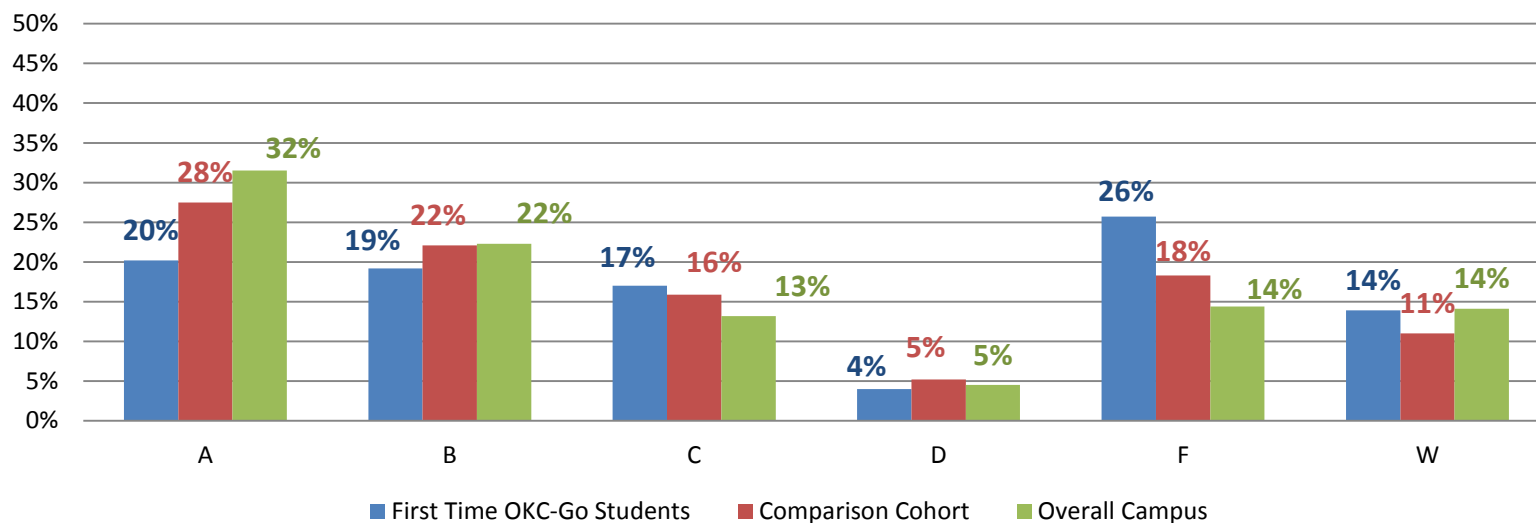
Average GPA after One Semester - Fall Terms



- OKC-Go students have consistently scored significantly lower ($p < .001$) in comparison to other first-time freshmen students during the last five fall terms.

Course Enrollments – First Time OKC-Go Students and Comparison Cohort

Grade Percentage Distributions after One Semester - Fall 2012 Term (Grades of A, B, C, D, F or W)

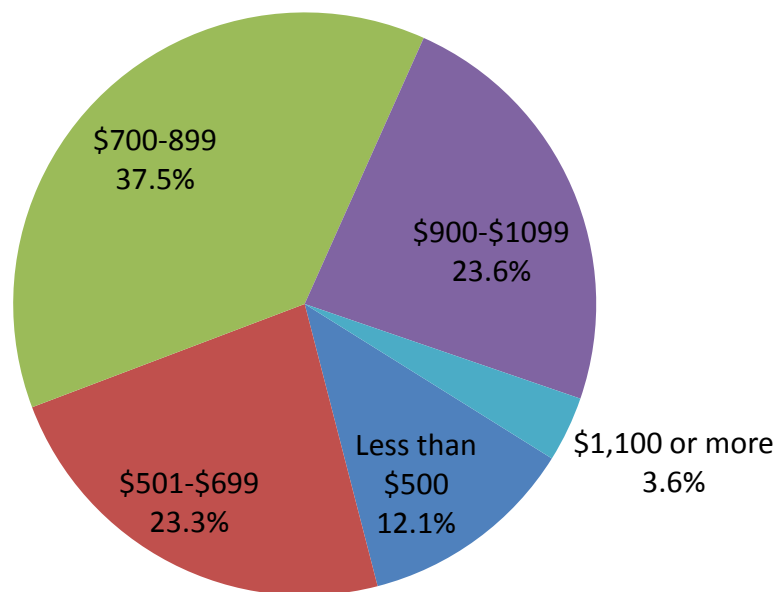


- Grades between OKC-Go students and all other first time freshmen are only slightly different in comparisons of B, C, D and W grades.
- Large percentage differences exist in comparisons of A and F grades (>8% in both cases) between to the freshmen cohorts.

Course Enrollments – First Time OKC-Go Students and Comparison Cohort

OKC Go New Student Scholarship Transmittal Amounts - Fall 2012

■ Less than \$500 ■ \$501-\$699 ■ \$700-899 ■ \$900-\$1099 ■ \$1100 or more



Average: \$793.62

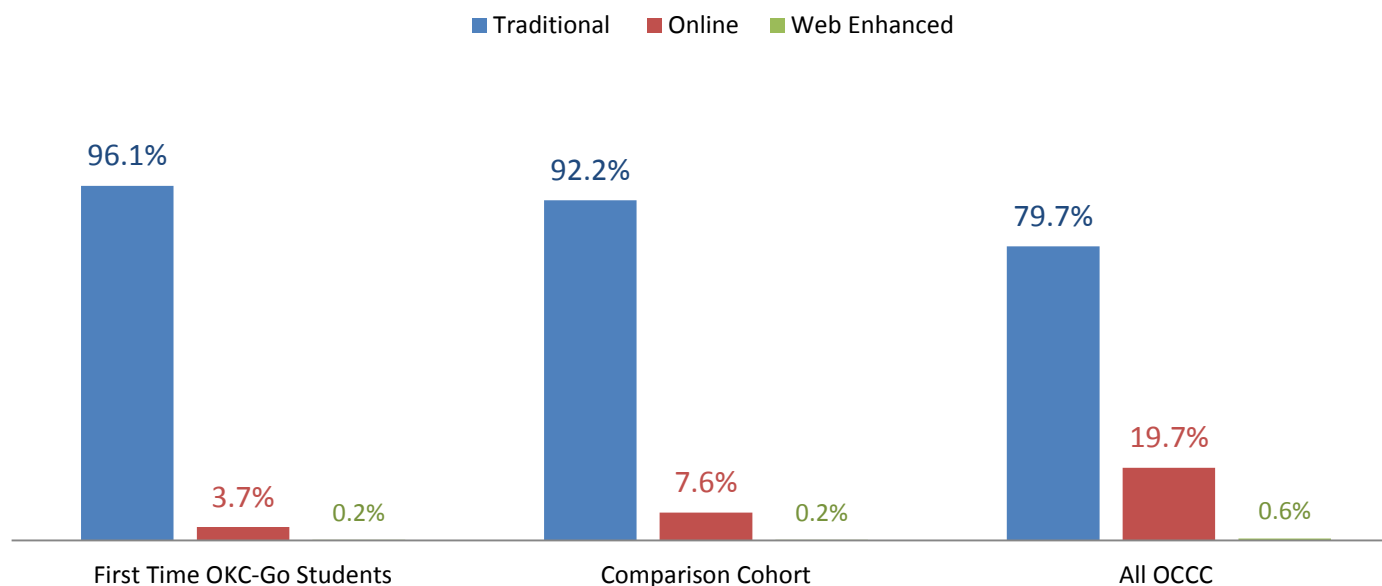
Median: \$894.60

Mode: \$894.60

Total OGO Awards Given to New Students: \$262,689

Course Enrollments – First Time OKC-Go Students and Comparison Cohort

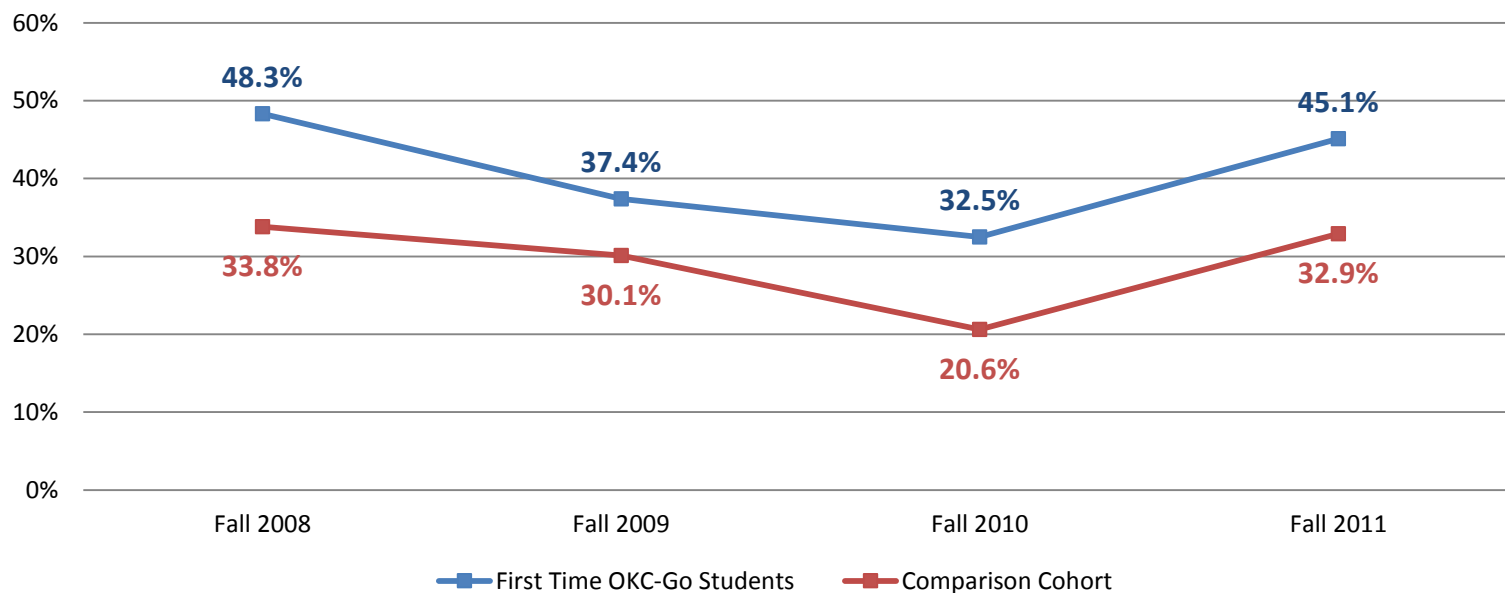
OSCC Online and Traditional Enrollments - Fall 2012 - By Student Type



By Student Headcount	Online Only Enrollments	Mixed Enrollments	Traditional Only Enrollments
First Time OKC-Go Students	0.9%	8.9%	90.2%
Comparison Cohort	2.9%	15.9%	81.3%
All OSCC Fall 2012	12.0%	21.0%	67.0%

Course Enrollments – First Time OKC-Go Students and Comparison Cohort

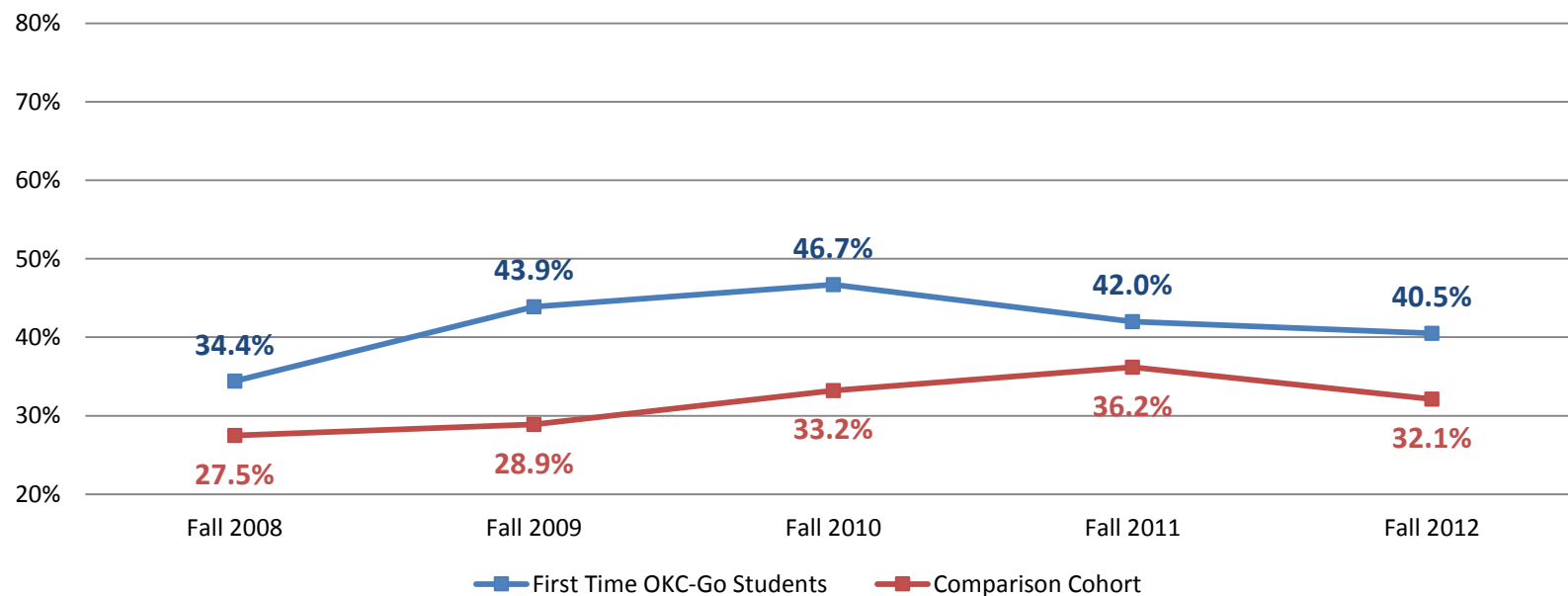
Attendance of New Student Orientation - As a Percent of All First Time OKC-Go Students and Comparison Cohort



- OKC-GO students have consistently been more likely to attend OCCC New Student Orientation in the four years provided.
- Differences between the two groups have ranged from 7.3% to 14.5%.

Course Enrollments – First Time OKC-Go Students and Comparison Cohort

Communications Lab Visits - As a Percentage of Each Cohort - Attending Lab One or More Times in Each Fall Term



In fall 2012, new OKC-Go students that visited the lab at least once, averaged 5.6 visits during the fall term. This compares to only 4.6 visits made by the comparison cohort.

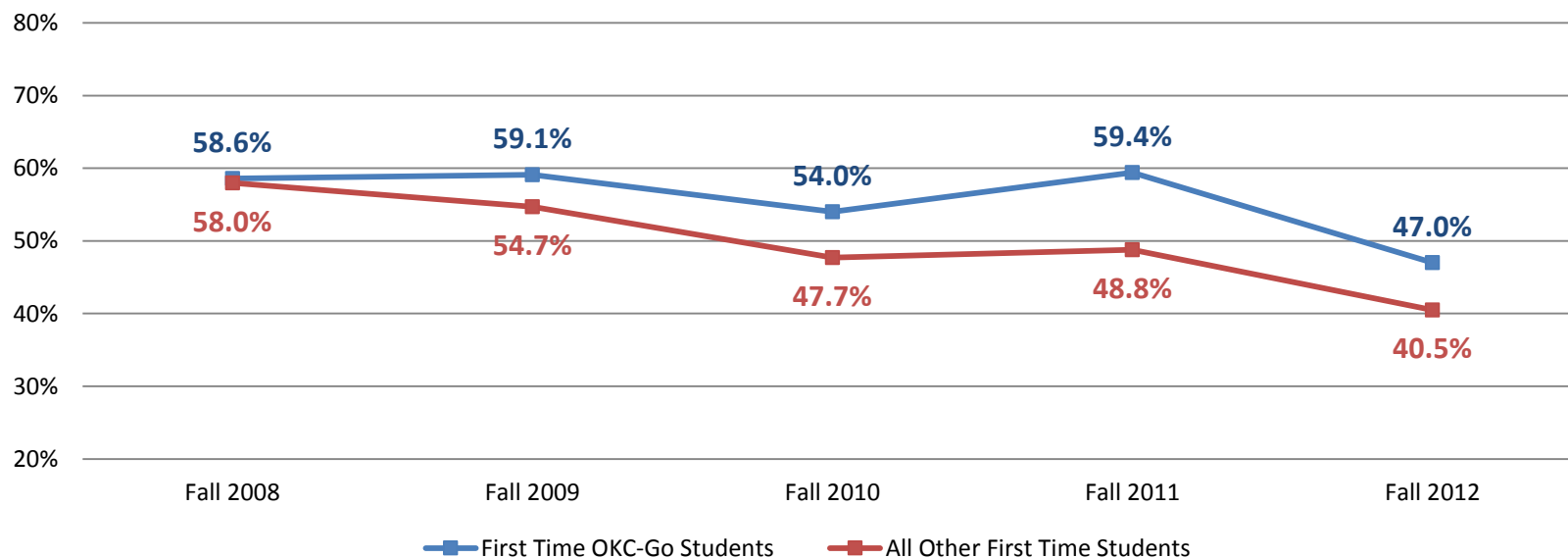
Course Enrollments – First Time OKC-Go Students and Comparison Cohort

Fall 2012 – Enrollments by Course for New OKC-Go Students (Only courses with 10 or more enrollments have been included.)

Fall 2012 Courses	OKC-Go Students Enrolled	Percent of all OKC-Go Students
English Composition I	143	42.6%
Success in College and Life (1001)	126	37.5%
College Prep Math II	121	36.0%
College Writing II	112	33.3%
College Prep Math III	99	29.5%
College Reading II	81	24.1%
Intro to Psychology	75	22.3%
U.S. History Snc the Civil War	69	20.5%
College Prep Math IV	40	11.9%
College Algebra	38	11.3%
Success in College & Life (1003)	32	9.5%
U.S. History to the Civil War	32	9.5%
College Prep Math I	26	7.7%
Introductory Nutrition	24	7.1%
American Federal Govt	22	6.5%
Medical Terminology	20	6.0%
Intro to Sociology	19	5.7%
Intro to Computers/Application	15	4.5%
Multicultural English Comp I	13	3.9%
College Reading I	11	3.3%

Course Enrollments – First Time OKC-Go Students and Comparison Cohort

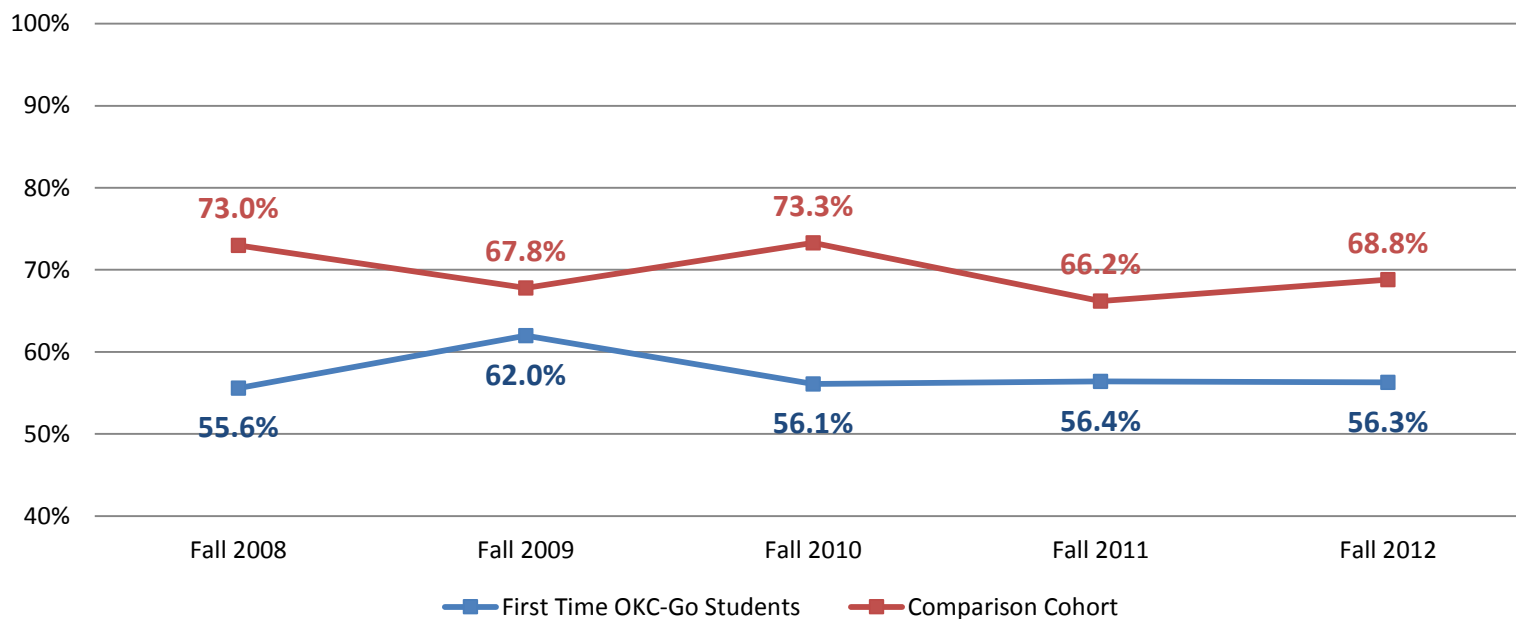
Number of Success in Student Life (SCL) Enrollments - As a Percentage of Each Cohort - Fall Terms



- OKC-Go students have consistently and overall increasingly been more likely to enroll in an SCL course over the last five years.
- There has been an average of 2,030 SCL enrollments over the last five years, of which on average 216 (10.6%) were first time OKC-Go students and 588 (29.0%) were other first time students.

Course Enrollments – First Time OKC-Go Students and Comparison Cohort

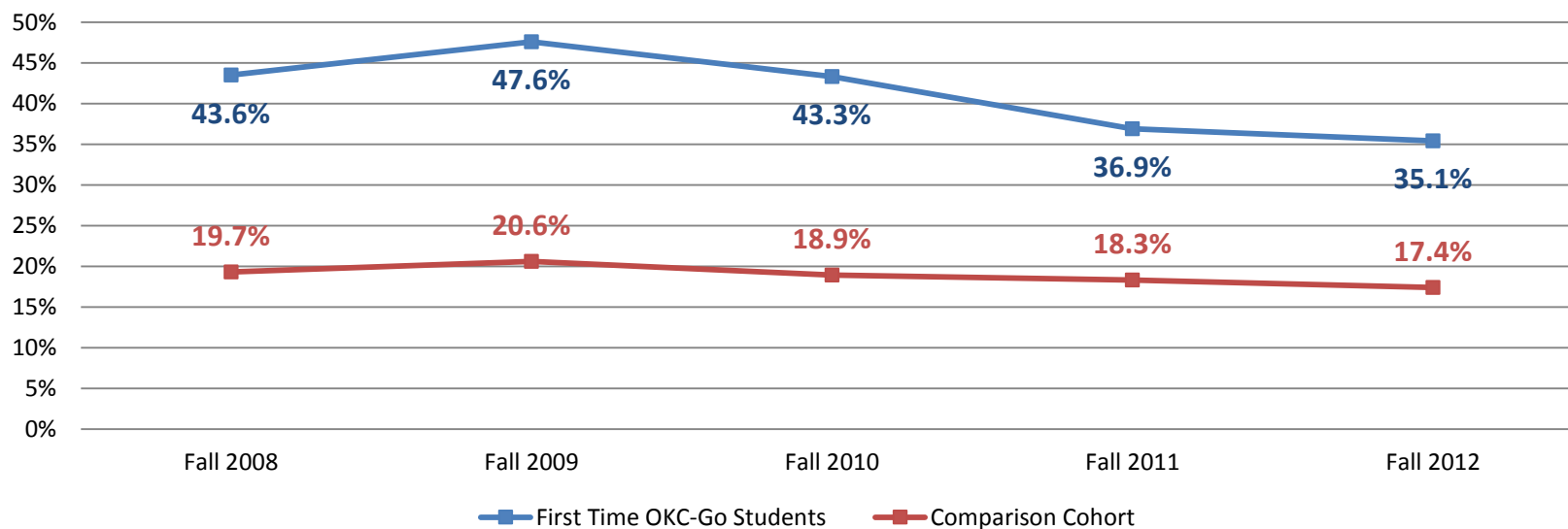
Success Rates of Success in Student Life (SCL) Students - Percent of Students Receiving an A, B, C or S in an SCL Course - Fall Terms



- OKC-Go students have consistently been less successful in SCL courses over the last five years with success gaps ranging from 5.8% to 17.4% between fall 2008 and fall 2012.

Course Enrollments – First Time OKC-Go Students and Comparison Cohort

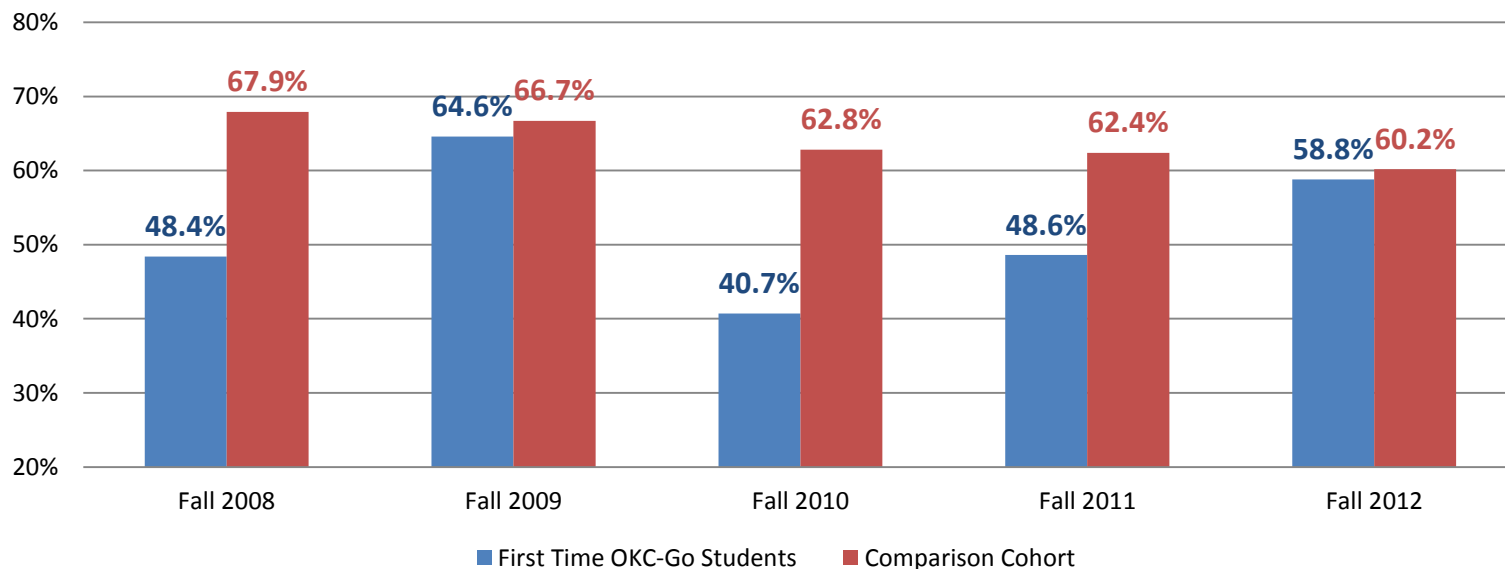
Enrollments in Writing Developmental Courses - As a Percent of All First Time OKC-Go Students and Comparison Cohort



- The percentage of OKC-Go students requiring developmental writing courses has decreased 12.2% points from a peak of 47.6% in fall 2009.

Course Enrollments – First Time OKC-Go Students and Comparison Cohort

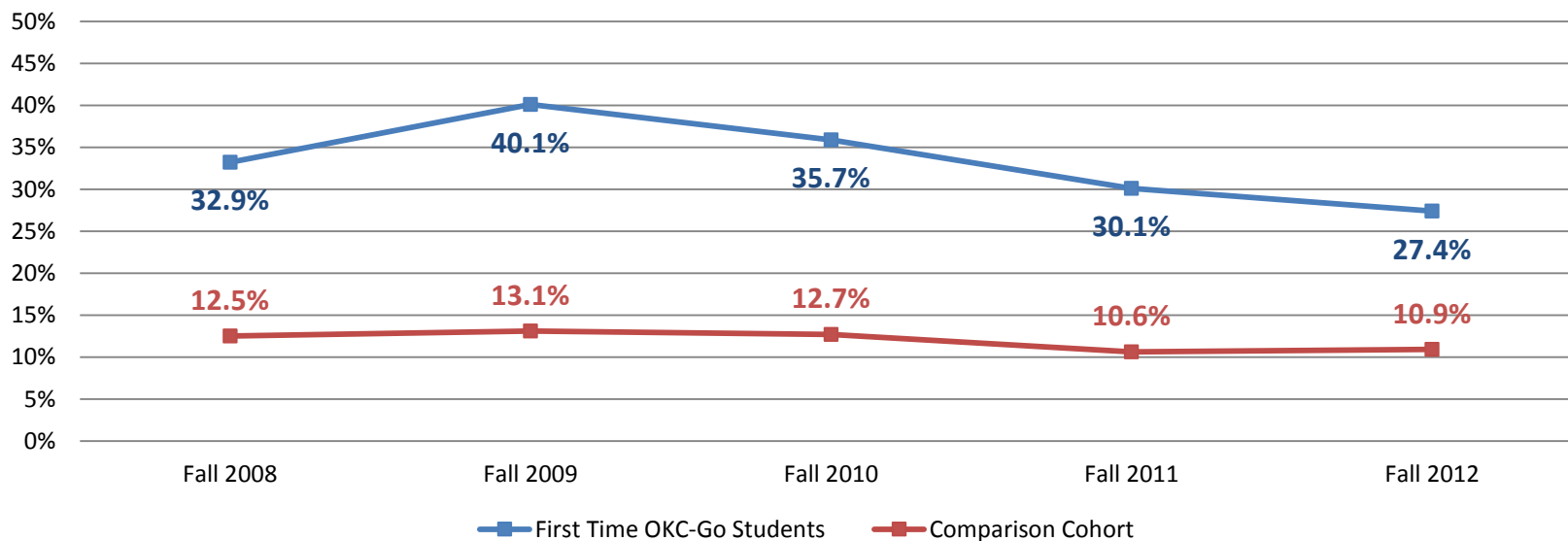
Success Rates of Developmental Writing Courses - Percent of Students Receiving an A, B, C or S - Fall Terms



- The gaps in success rates between the two groups have narrowed significantly over the last three years and fall 2012 figures represent the smallest gap of all data available for comparison.

Course Enrollments – First Time OKC-Go Students and Comparison Cohort

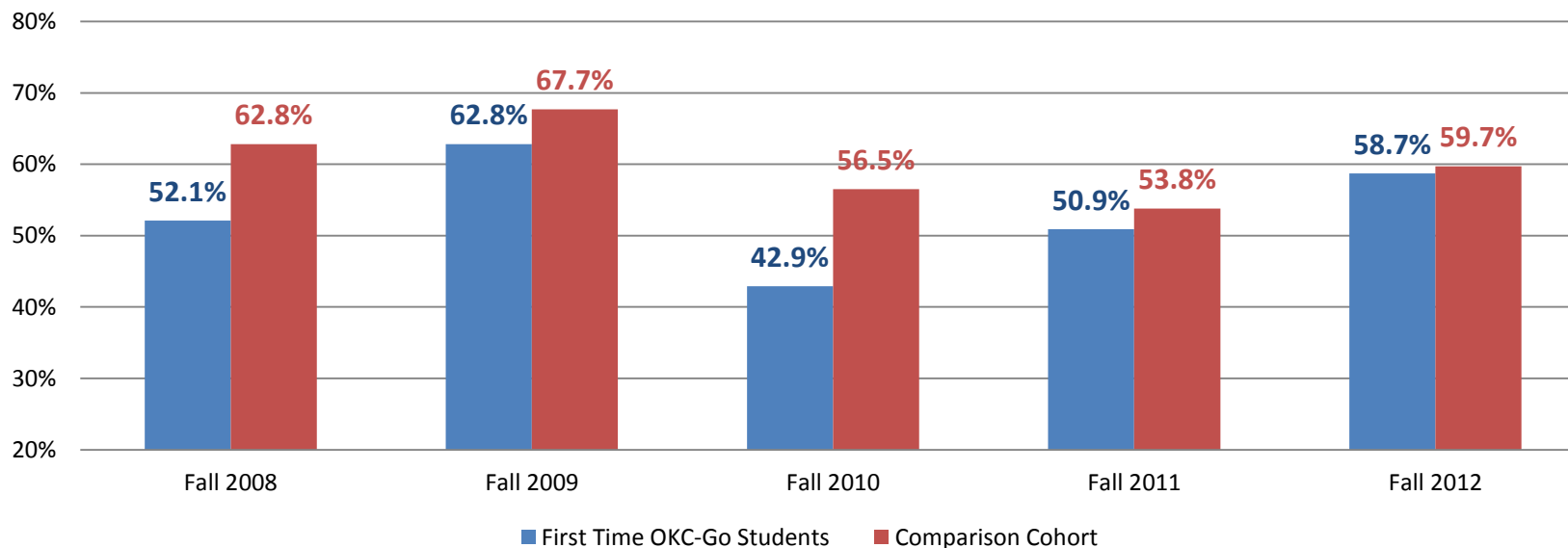
Enrollments in Developmental Reading Courses - As a Percent of All First Time OKC-Go Students and Comparison Cohort



- Fall 2012 represents the lowest percentage of new OKC-Go students requiring a developmental reading course over the past five fall terms.

Course Enrollments – OKC-Go and All Other First Time Freshmen Comparisons

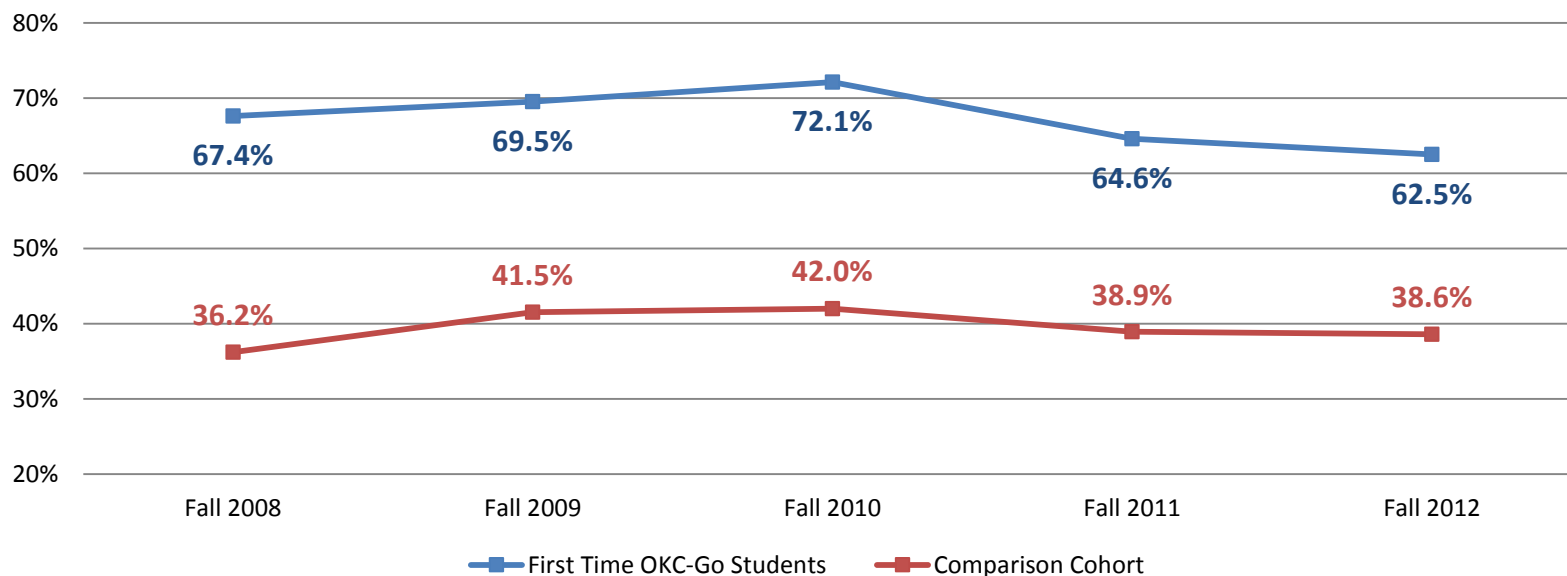
Success Rates of Developmental Reading Courses - Percent of Students Receiving an A, B, C or S - Fall Terms



- For fall 2012, a 1% success gap between the two groups represents the smallest in the last five years of provided data.

Course Enrollments – OKC-Go and All Other First Time Freshmen Comparisons

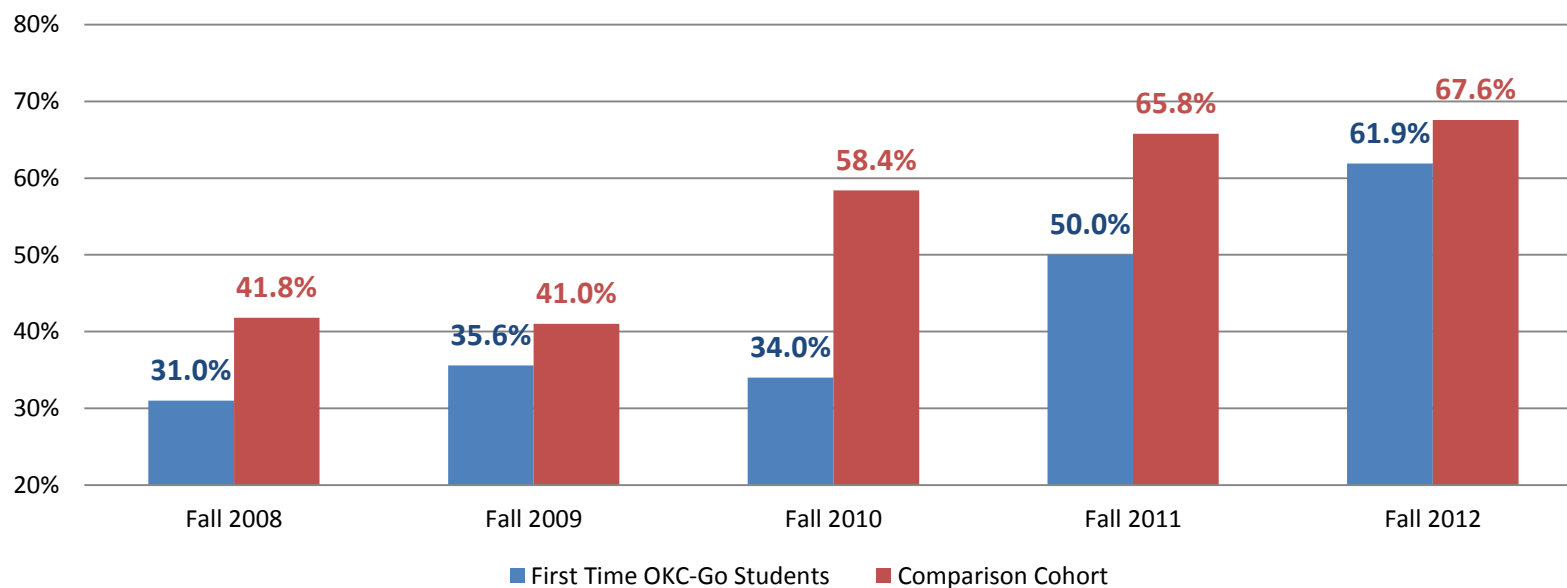
Enrollments in Developmental Math Courses - As a Percent of All First Time OKC-Go Students and Comparison Cohort



- Roughly two-thirds of our OKC-Go students have enrolled in one or more developmental math courses during their first semester at OCCC.
- The number of students requiring a developmental math course has witnessed a -13.3% change over the last two fall terms.

Course Enrollments – OKC-Go and All Other First Time Freshmen Comparisons

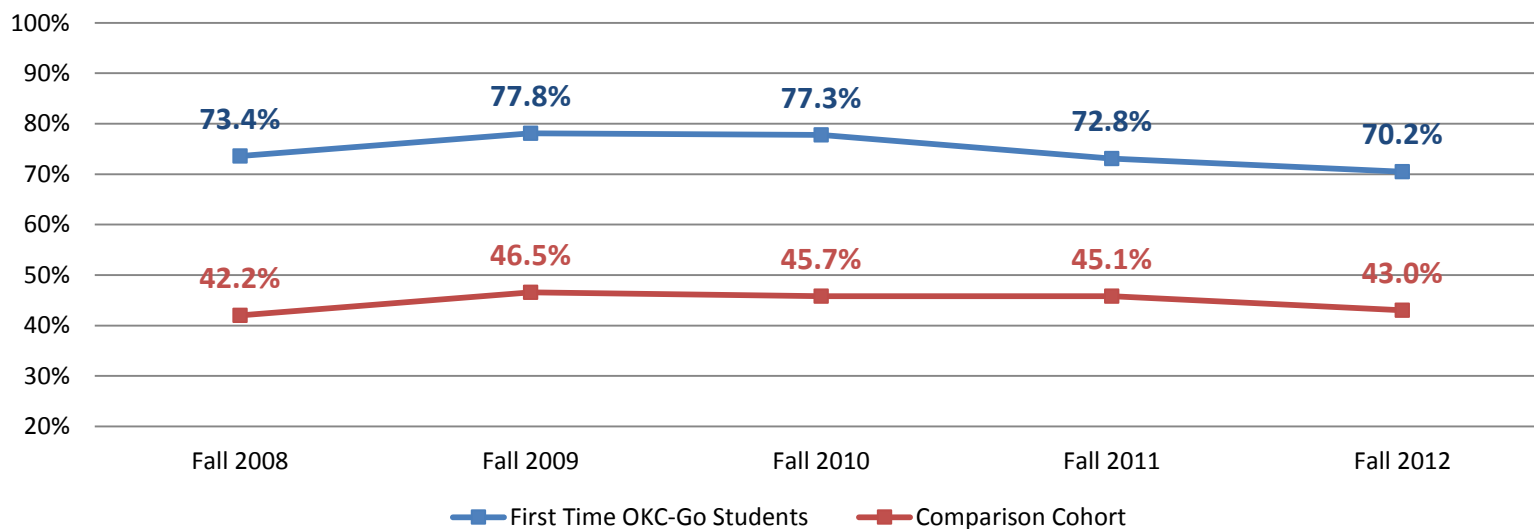
Success Rates of Developmental Math Courses - Percent of Students Receiving an A, B, C or S - Fall Terms



- The success rate of OKC-Go students in developmental math courses has increased 82.1% between fall 2010 and fall 2012.
- The success rate gap between the two groups has narrowed by 18.7 percentage points between fall 2010 and fall 2012.

Course Enrollments – OKC-Go and All Other First Time Freshmen Comparisons

Enrollments in Any Developmental Course - As a Percent of All First Time OKC-Go Students and Comparison Cohort



Overall Fall 2012 Success Rates for Developmental Enrollments (A, B, C or S)

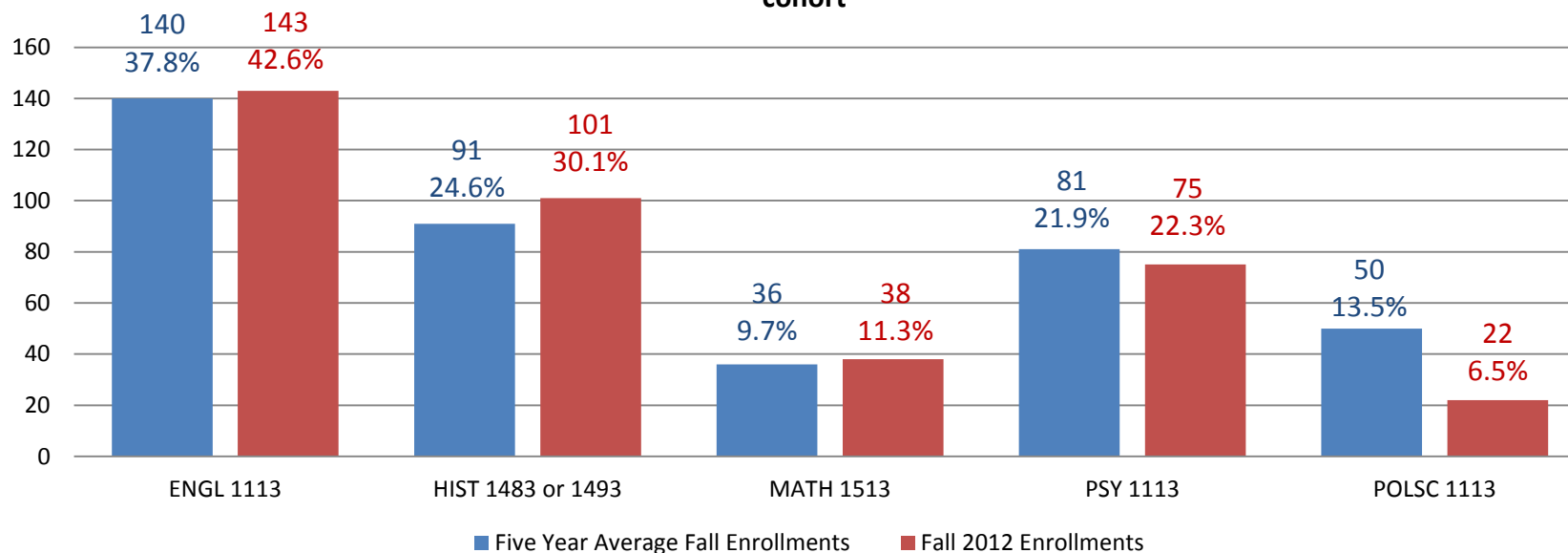
OKC-GO Students: 301 of 497 Enrollments **(60.6%)**

Other Cohort: 624 of 961 Enrollments **(64.9%)**

Course Enrollments – First Time OKC-Go Students and Comparison Cohort

OKC-Go New Student Fall Enrollment Numbers

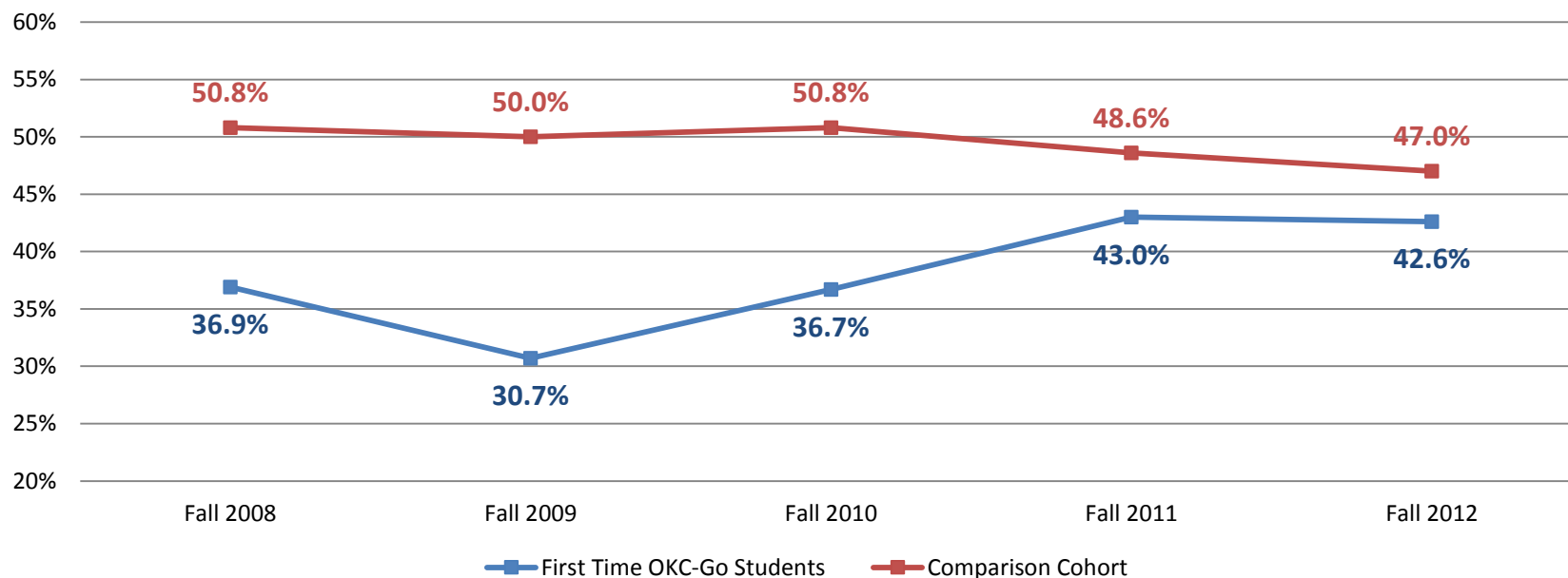
* Percentages reflect the ratio of students enrolled in a given course as compared to the entire cohort



- Fall 2012 Total Number of OKC-Go Students: 336
- Five Year Average of OKC-Go Students: 370

Course Enrollments – First Time OKC-Go Students and Comparison Cohort

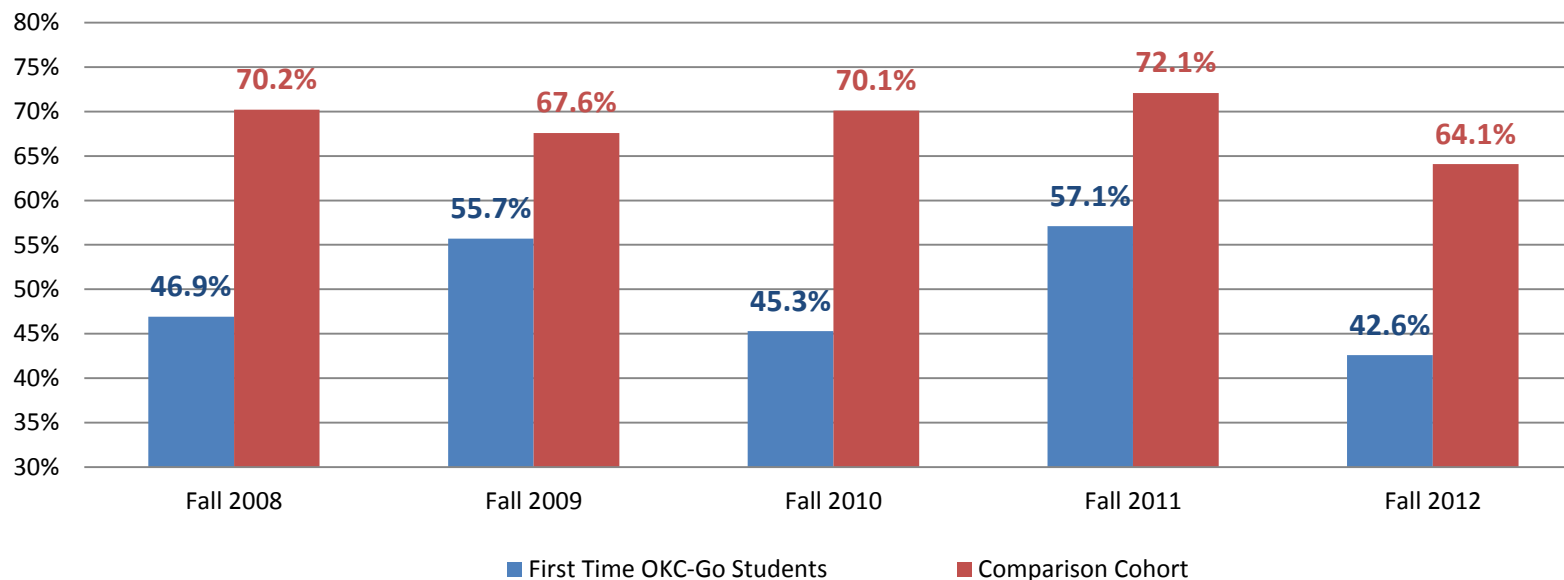
Enrollments in English Composition I (ENGL-1113) - As a Percent of All First Time OKC-Go Students and Comparison Cohort



- Over the last five years, enrollments in ENGL-1113 by OKC-Go students has witnessed a 15.5% change increase, while enrollments over the same period by the comparison cohort has seen a -7.5% change decrease.

Course Enrollments – First Time OKC-Go Students and Comparison Cohort

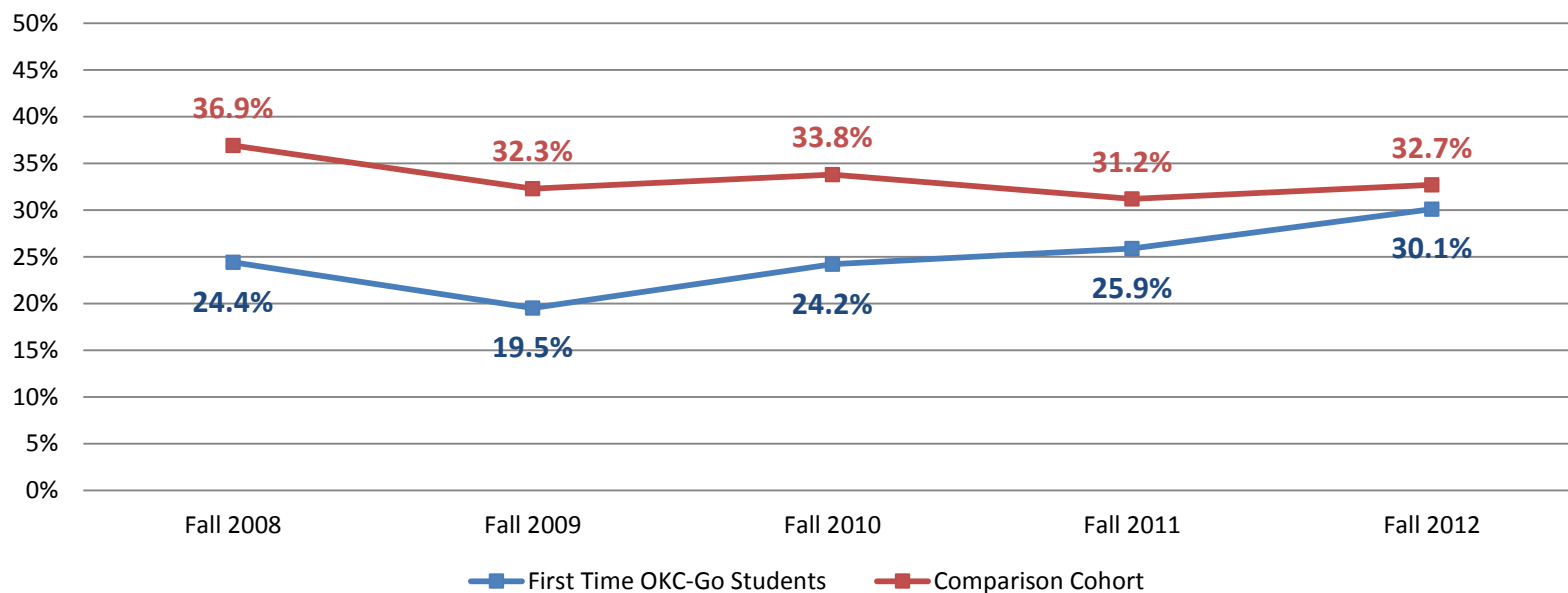
Success Rates of English Composition I Students (ENGL-1113) - Percent of Students Receiving an A, B, C or S - Fall Terms



- Large success rate gaps have persisted over the last five fall terms between the two groups.
- Fall 2012 represents the lowest success rates for both groups in the last five years.

Course Enrollments – First Time OKC-Go Students and Comparison Cohort

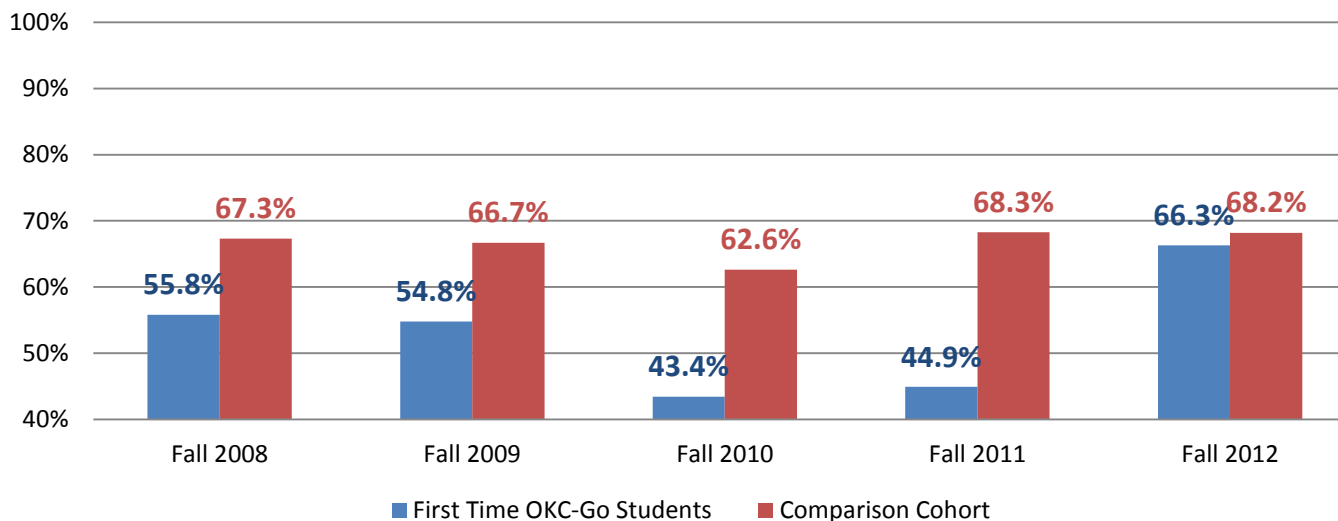
Enrollments in History Pre or Post Civil War (HIST-1483 and HIST-1493) - As a Percent of All First Time OKC-Go Students and Comparison Cohort



- Enrollment rates have consistently continued to narrow over the last five fall terms and as of fall 2012 the enrollment gap has become less than two percent.
- Fall's 2012 OKC-Go percent enrollment in HIST-1483 and HIST-1493 is the largest in the last five fall terms.

Course Enrollments – First Time OKC-Go Students and Comparison Cohort

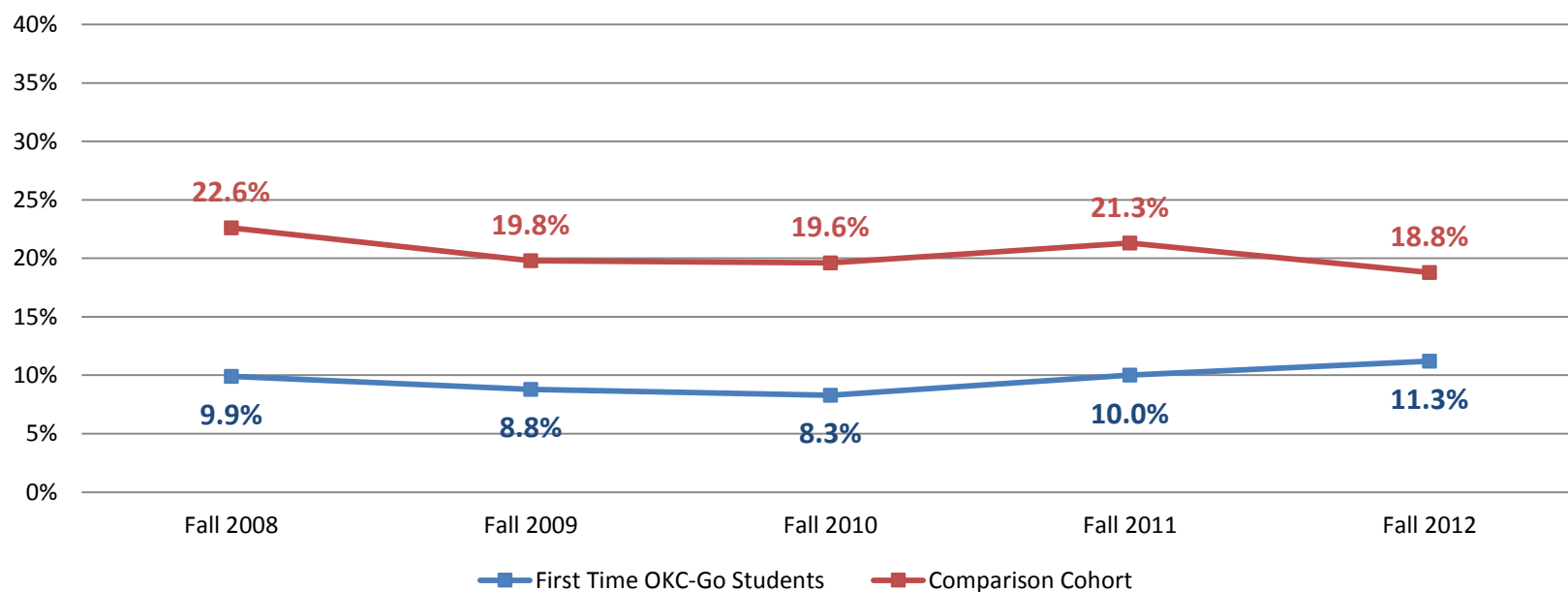
Success Rates of History Pre or Post Civil War Students (HIST-1483 and HIST-1493) - Percent of Students Receiving an A, B, C or S - Fall Terms



- The success rate of OKC-GO students in fall 2012 increased dramatically as compared to the prior four fall terms.

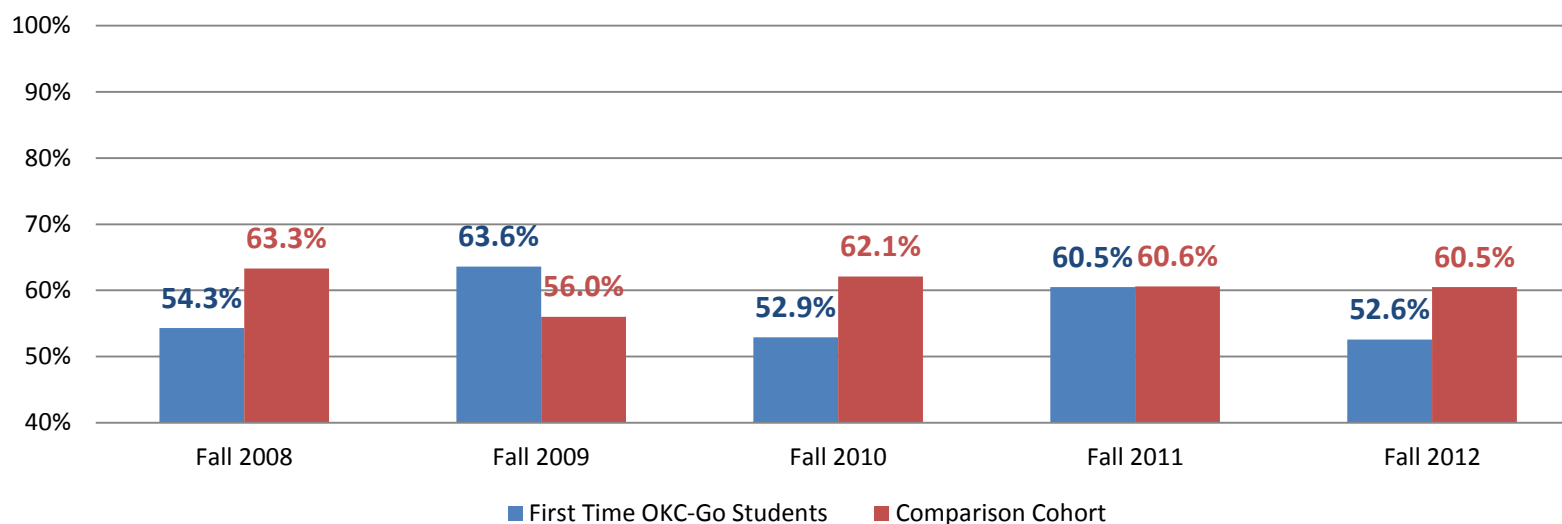
Course Enrollments – OKC-Go and All Other First Time Freshmen Comparisons

Enrollments in College Algebra (MATH-1513) - As a Percent of All First Time OKC-Go Students and Comparison Cohort



Course Enrollments – OKC-Go and All Other First Time Freshmen Comparisons

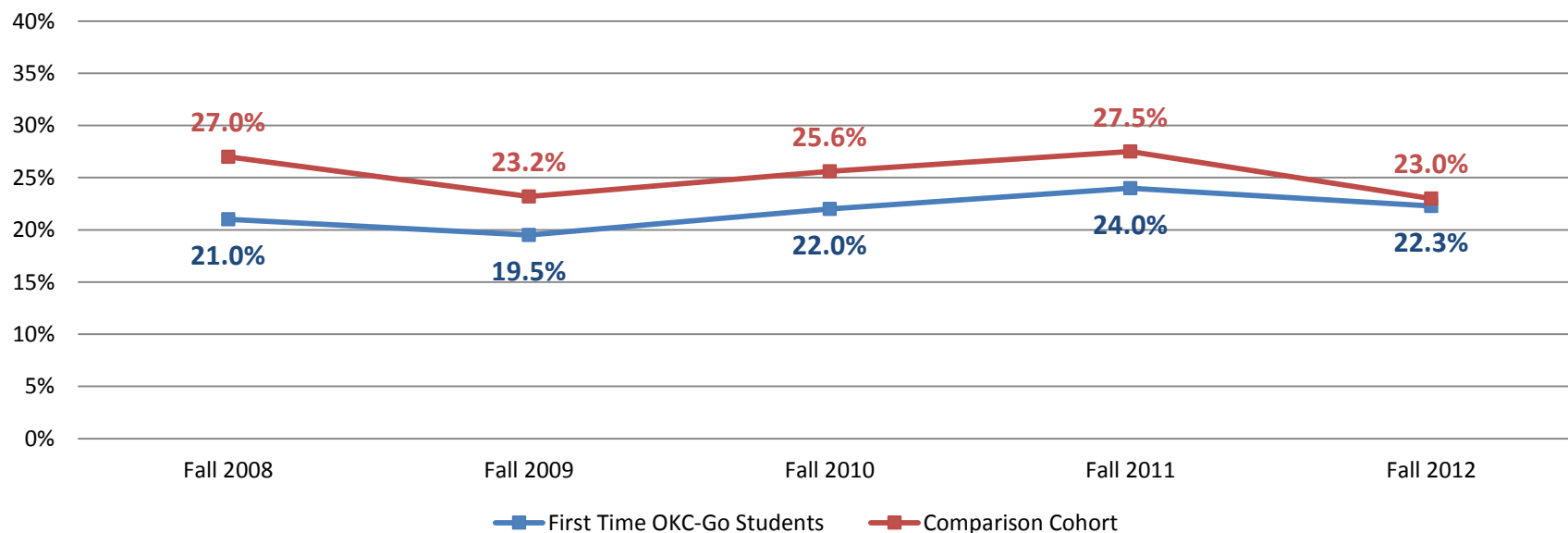
Success Rates of College Algebra (Math 1513) - Percent of Students Receiving an A, B, C or S - Fall Terms



- Taking into account population sizes, there has been no statistically significant differences ($p < .05$) in the success of OKC-GO students as compared the comparison cohort.

Course Enrollments – OKC-Go and All Other First Time Freshmen Comparisons

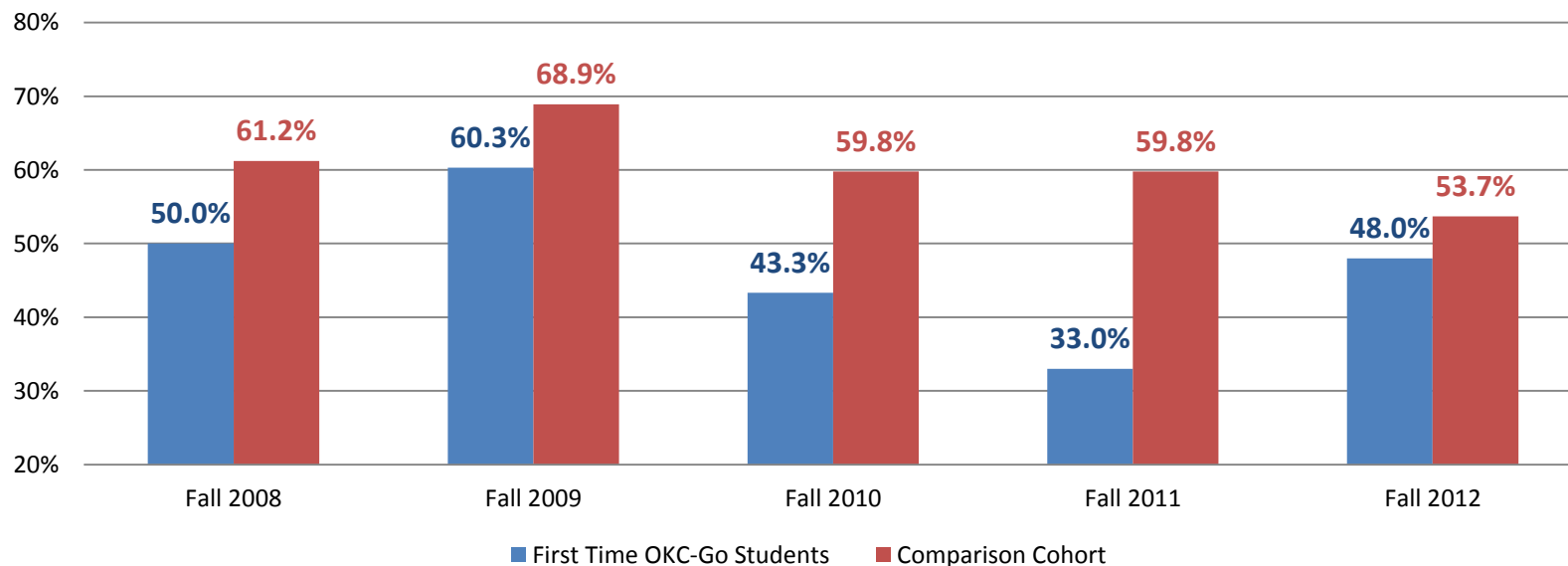
Enrollments in Introduction to Psychology (PSY-1113) - As a Percent of All First Time OKC-Go Students and Comparison Cohort



- Enrollments in PSY-1113 by OKC-Go students as a percent of all cohort has remained essentially flat over the last five years while the percent of the comparison cohort has slightly decreased over the same period.

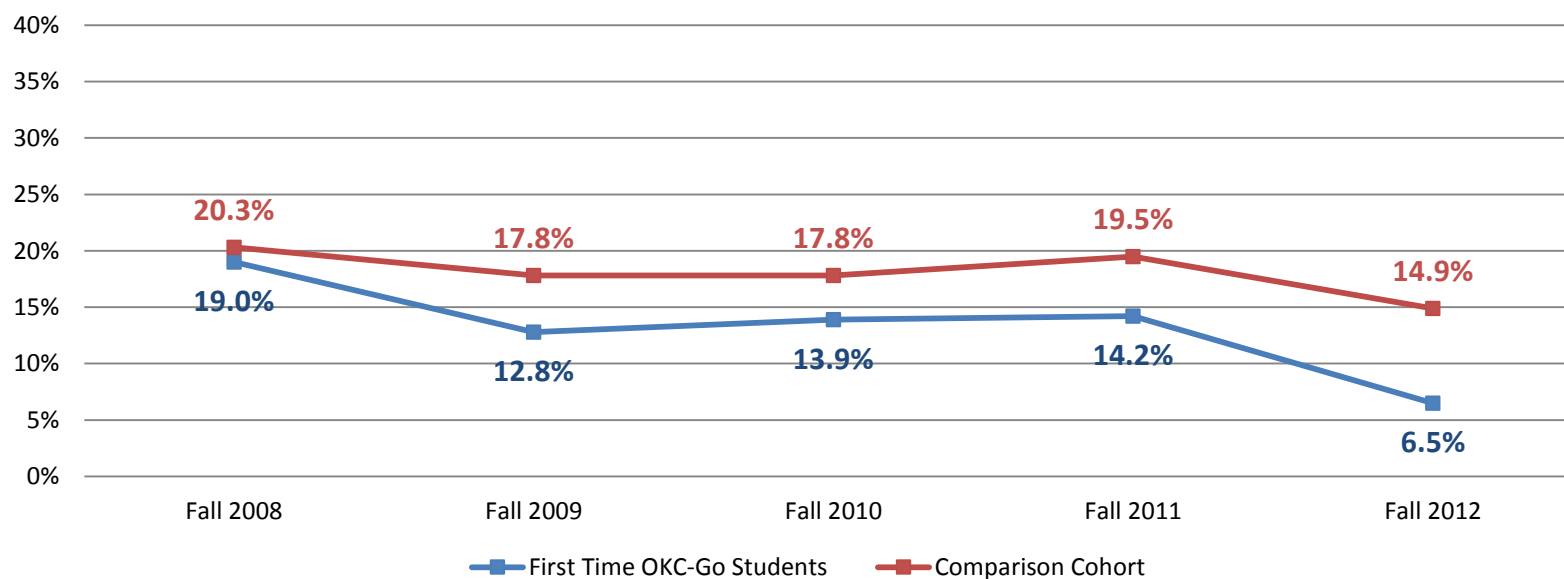
Course Enrollments – First Time OKC-Go Students and Comparison Cohort

Success Rates of Introduction to Psychology (PSY 1113) - Percent of Students Receiving an A, B, C or S - Fall Terms



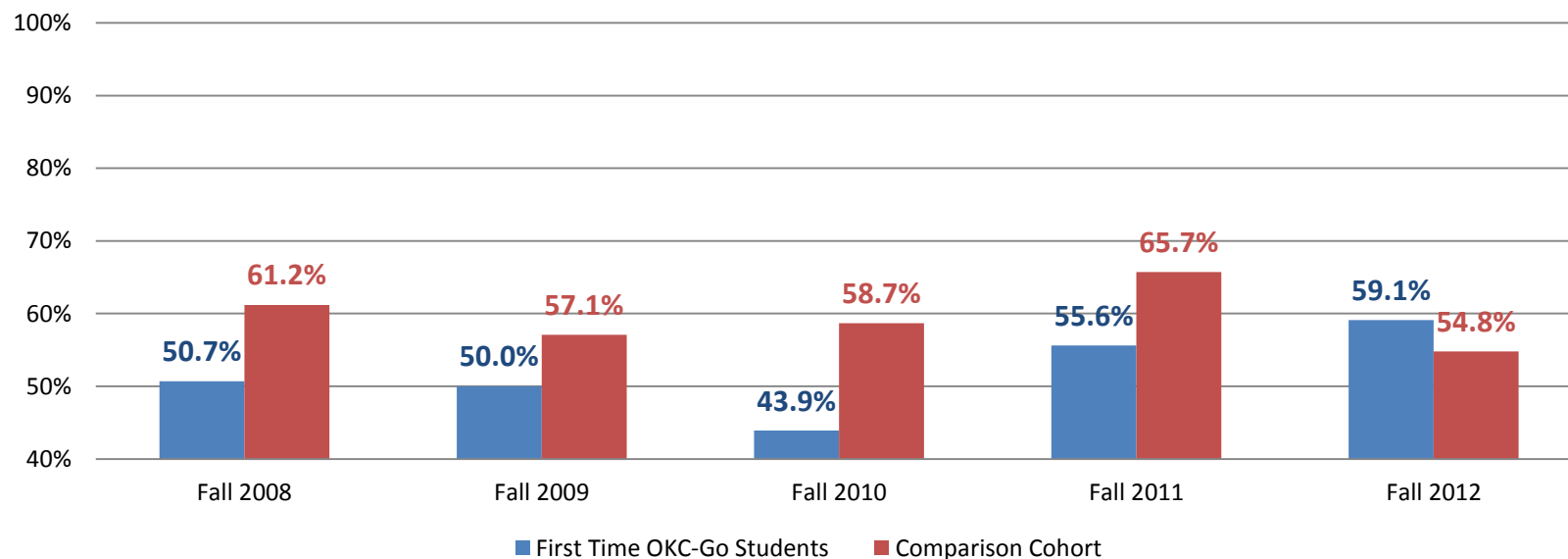
Course Enrollments – First Time OKC-Go Students and Comparison Cohort

Enrollments in American Federal Government (POLSC-1113) - As a Percent of All First Time OKC-Go Students and Comparison Cohort



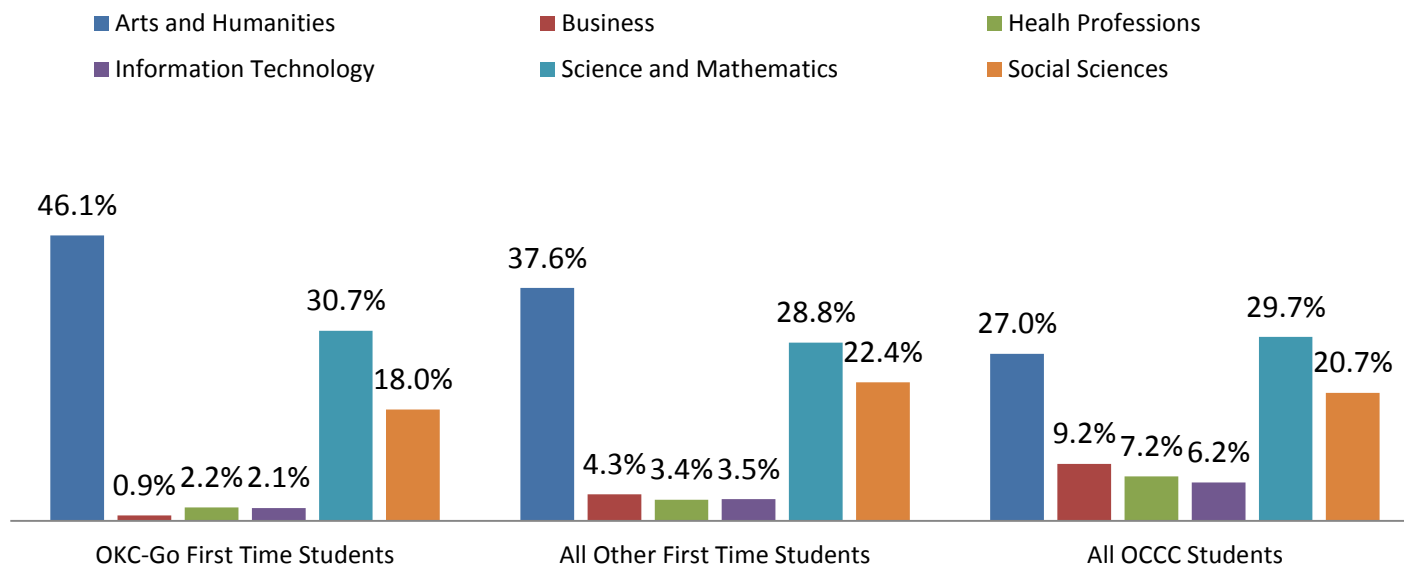
Course Enrollments – First Time OKC-Go Students and Comparison Cohort

Success Rates of American Federal Government (POLSC-1113) - Percent of Students Receiving an A, B, C or S - Fall Terms



Course Enrollments – First Time OKC-Go Students and Comparison Cohort

Division Level Enrollment Distributions - Fall 2012 Enrollment Totals



- Roughly 95% of all enrollments during the fall semester made by OKC-GO students were within AH, SM or SS divisions. This compares to roughly 75% of enrollments for all students within the same divisions when looking at the campus as a whole.

Course Enrollments – First Time OKC-Go Students and Comparison Cohort

Summary Findings for OKC-Go Students and Course Enrollments

- In relation to the comparison cohort, new OKC-Go students have consistently received lower grades and GPA after their first semester at OCCC.
- New OKC-Go students are relatively more present and active on campus. With the exception of their overall course loads, some evidence is provided to suggest these students are more likely to attend orientations, visit labs, enroll in SCL courses and take a higher percentage of traditional classes (not online) than their similar counterparts.
- The overall number of new OKC-Go students requiring one or more remediation courses upon entering OCCC has declined steadily over the past four years, while their comparison cohort has remained mostly flat.
- Success rates within developmental courses for new OKC-Go students have increased noticeably over the last three years and is approaching parity with that of the comparison cohort.
- Overall, the percentage of new OKC-Go students enrolling in the gateway courses has increased over the last three to four years and their enrollment rates in these courses are approaching that of other first time entering freshmen students.
- There has been little overall change in the success rates of new OKC-Go students within gateway during the last five years. Increases and decreases in success rates are highly course dependent.