



# Challenges + Opportunities = Transformations

**College Prep English II  
and  
English Composition I**

Kim Jameson

On Behalf of

The Division of English & Humanities  
Faculty

## Challenges





## Opportunities



## Cooperative Learning

## Opportunities





## You Can't Climb a Mountain in One Day



## English Composition I



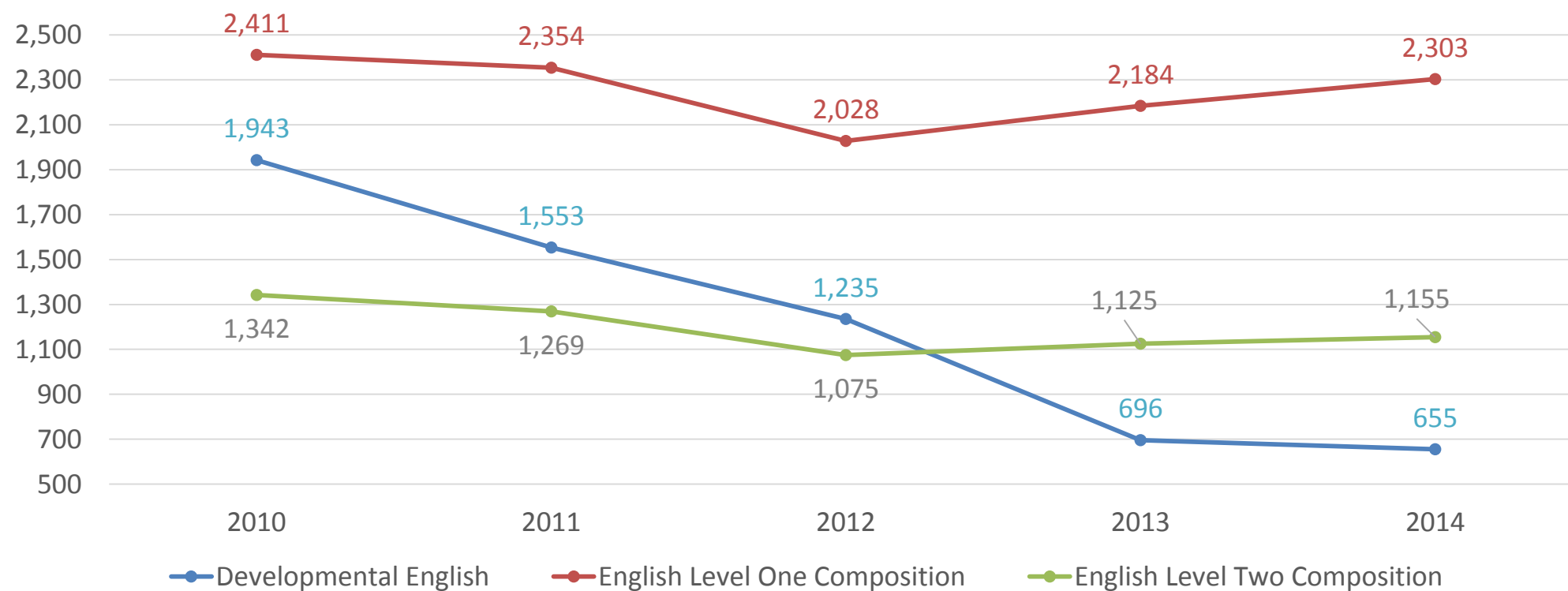


# Five Year Fall Changes in Headcount

- College Prep English:  
Difference: -1,288  
Percent Change: -66%
- Comp I :  
Difference: -108  
Percent Change: -4%
- Overall Campus Headcount:  
Difference: -1,621  
Percent Change: -12%



## Fall - English Course Headcounts by Level



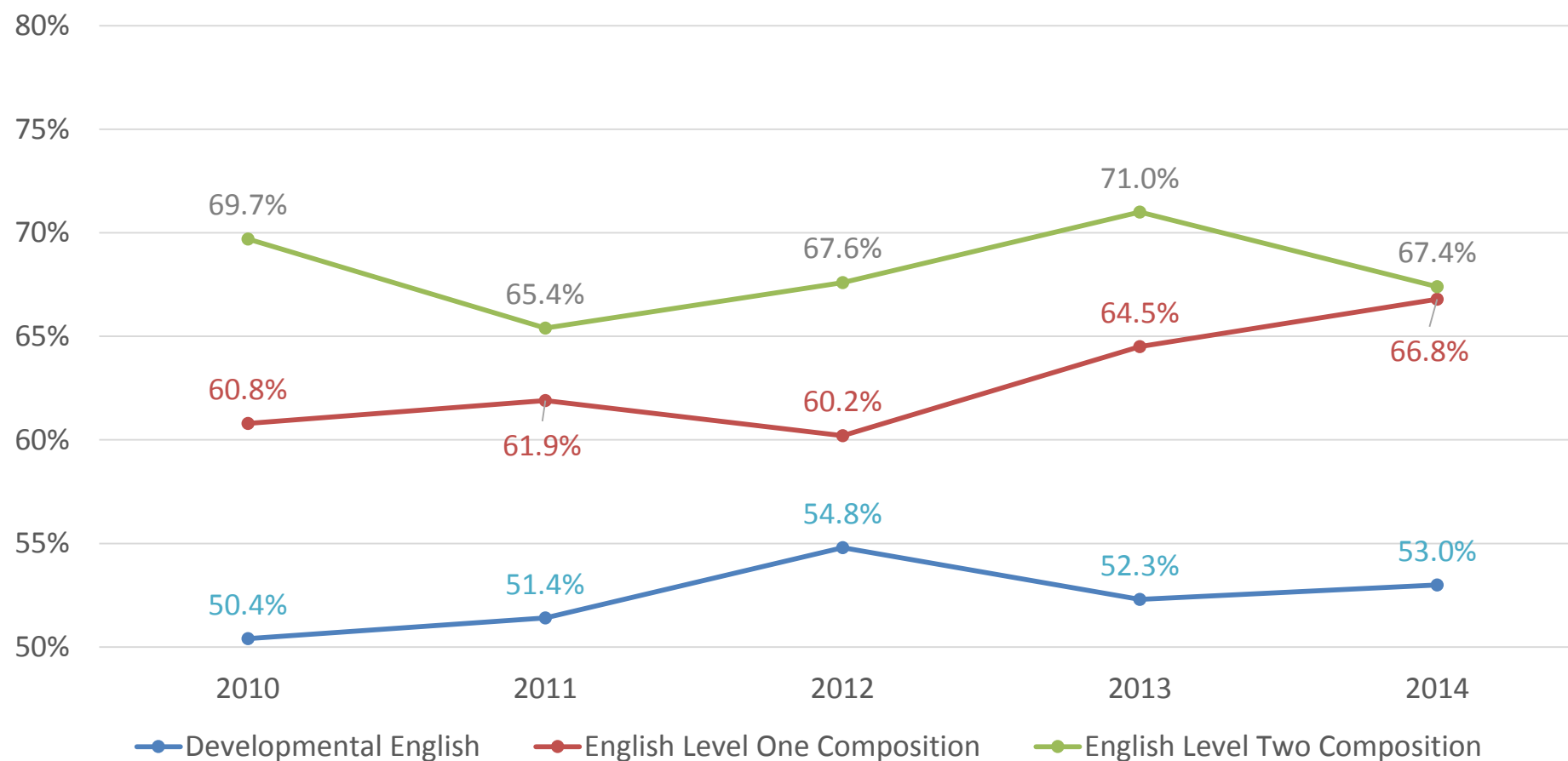


# Five Year Fall Change in Success Rates

- College Prep English:  
Difference: +2.6  
Percent Change: +5.2%
- Comp I:  
Difference: +6.0  
Percent Change: 9.9%
- Overall Campus Success Rates:  
Difference: +3.8  
Percent Change: 5.7%




## Fall - English Course Success Rates by Level



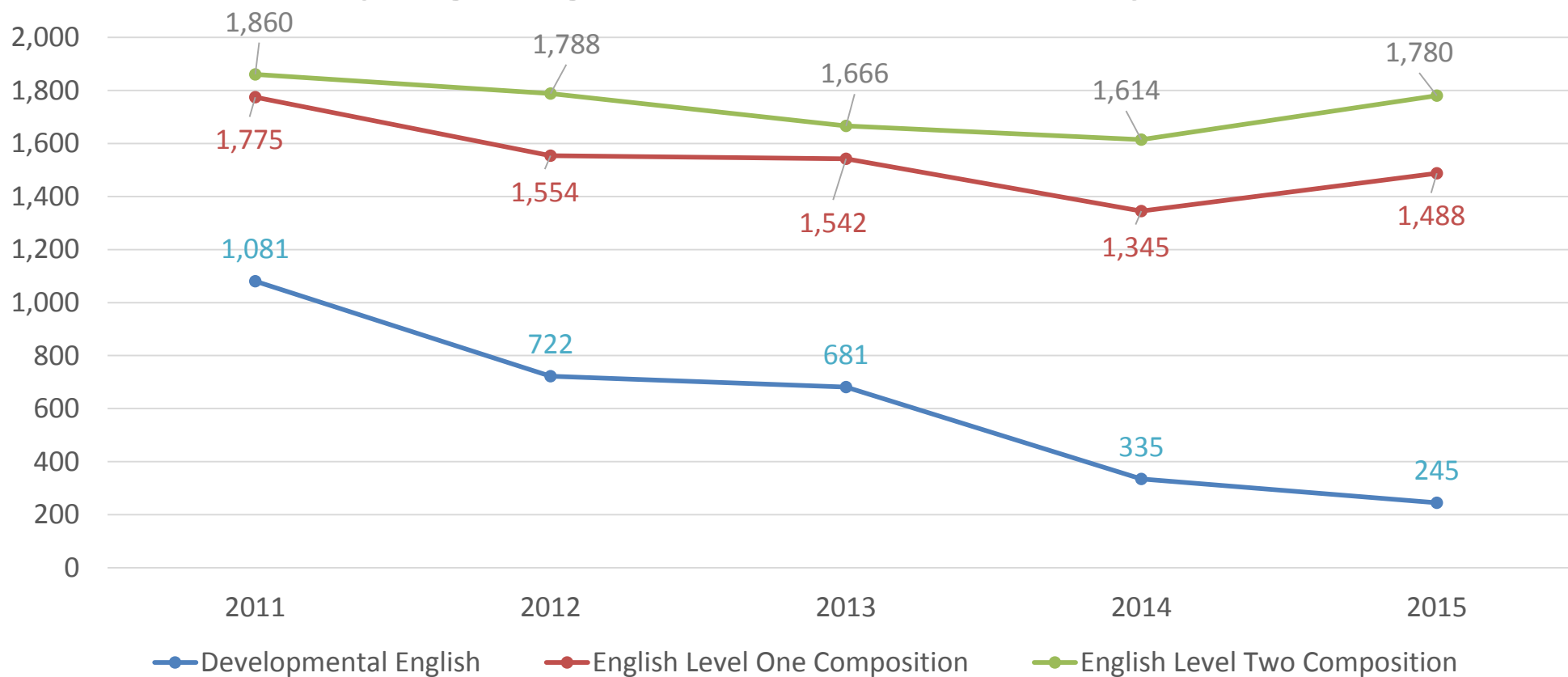


# Five Year Spring Changes in Headcount

- Developmental Level:  
Difference: -836  
Percent Change: -77%
- English Level Two Composition:  
Difference: -80  
Percent Change: -4%
- Overall Campus Headcount:  
Difference: -1,126  
Percent Change: -8%



## Spring - English Course Headcounts by Level



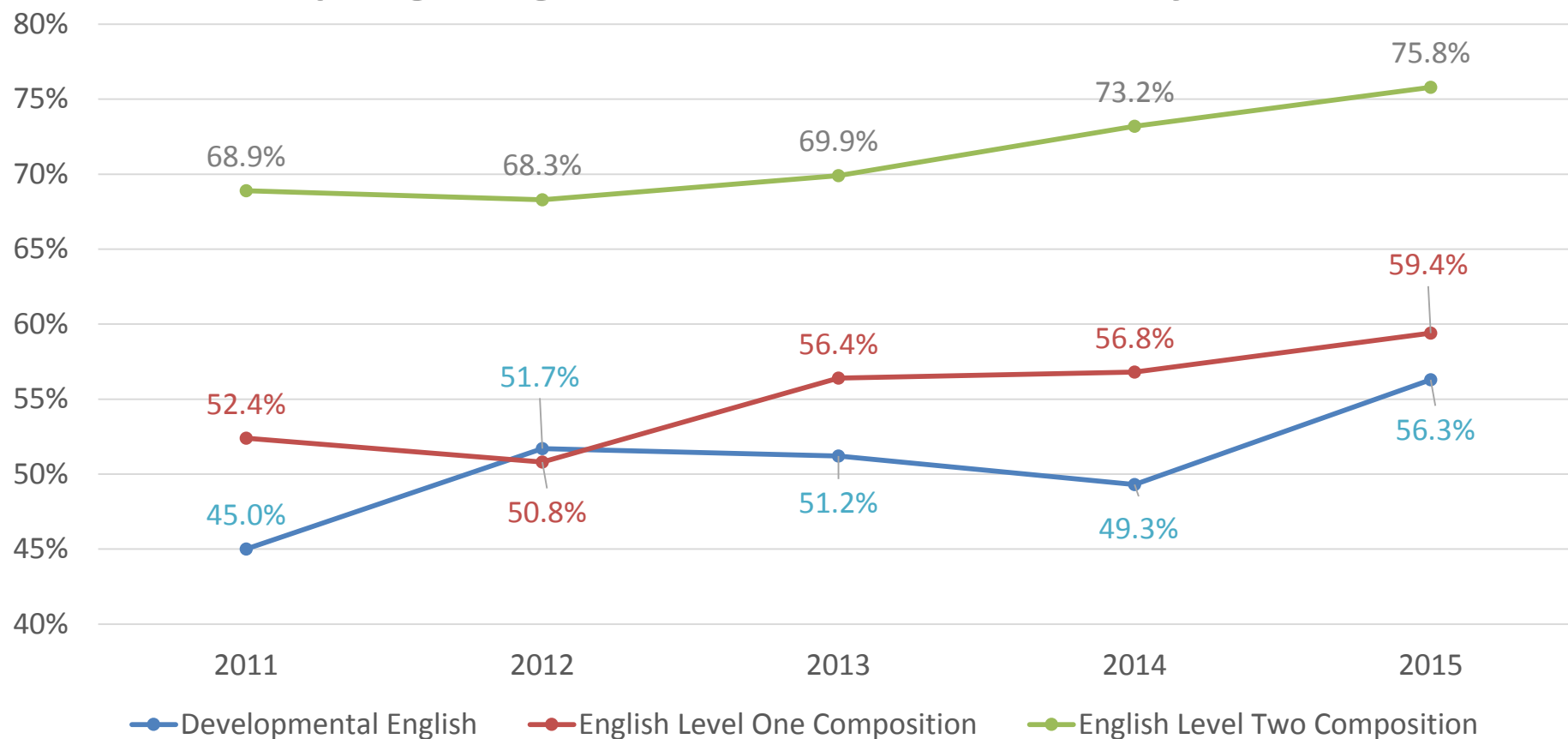


# Five Year Spring Changes in Success Rates

- Developmental Level:  
Difference: +11.3  
Percent Change: +27.8%%
- English Level Two:  
Difference: +6.9  
Percent Change: +10.0%
- Overall Campus Success Rates:  
Difference: +7.0  
Percent Change: 10.8%



## Spring - English Course Success Rates by Level



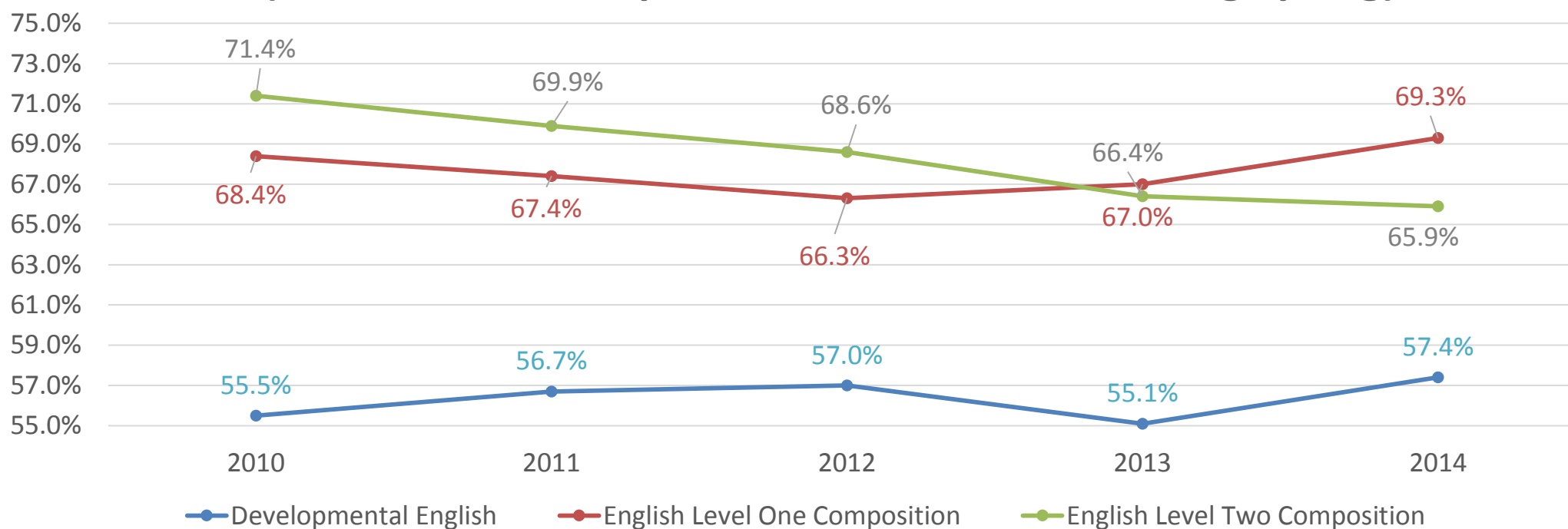


# 5 Year Fall Changes in Persistence

- Developmental Level:  
Difference: +1.9  
Percent Change: 3.4%
- English Level One Composition:  
Difference: +0.9  
Percent Change: +1.3%
- Overall Campus Persistence (from AtD Cohorts):  
Difference: -0.5  
Percent Change: -0.8%



## Fall - English Course Persistence by Level (Enrolled and Completed a Course the Following Spring)



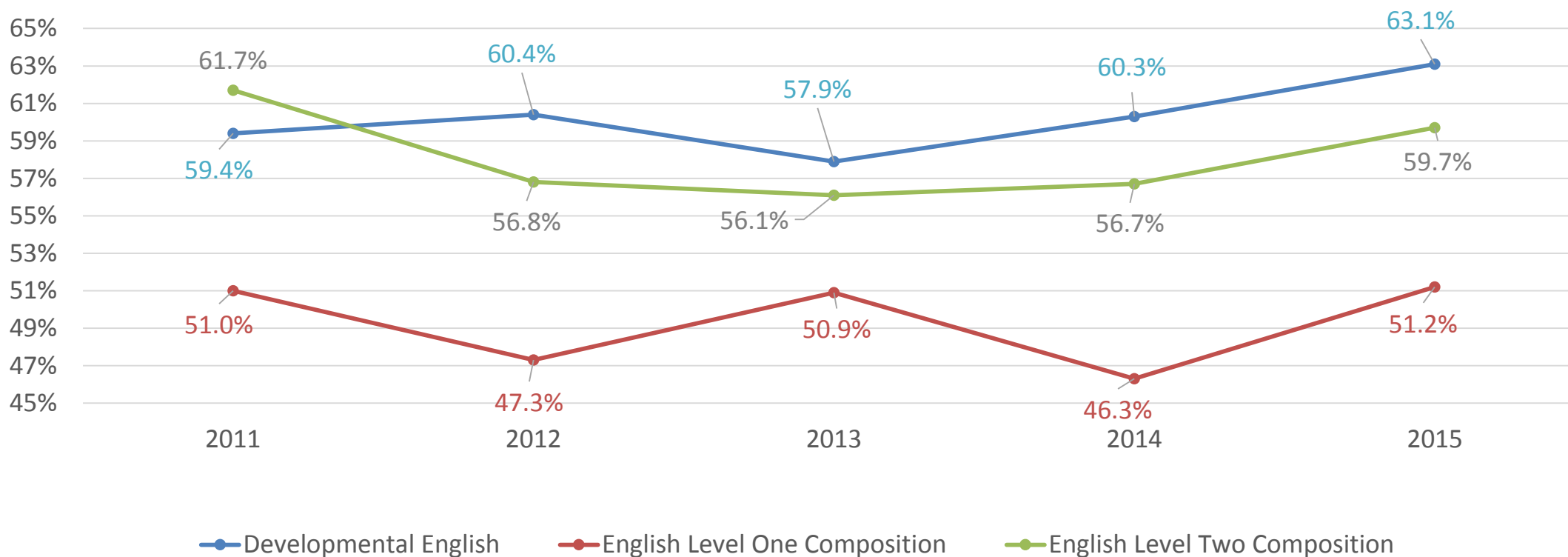
# Five Year Spring Changes in Persistence

- Developmental Level:  
Difference: +3.7  
Percent Change: +27.8%
- English Level Two:  
Difference: -2.0  
Percent Change: -3.2%





## Spring - English Course Persistence by Level (Enrolled and Completed a Course the Following Fall)



## Integral Collaborative Relationships



## Transformations

- Streamlined placement assessment: CPE to Comp
- Vertical alignment of writing curriculum with scaffolds
- Increased success and persistence
- Reduced student reliance on CPE
- Transparent supports for faculty and students
- Shared knowledge and content-focused conversations among Division faculty



## **The Climb Continues**

- CPE I & Adult Basic Ed
- CORE
- Moodle utilization
- Turnitin training for instructors
- Comp-focused Turnitin workshops for students
- Comp II redesign as part of Title III
- Cooperative learning training for students

