


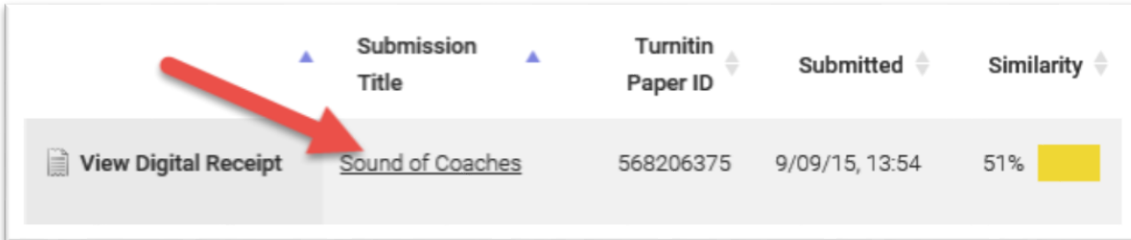
## How do I revise a rough draft with Turnitin?



Your instructor may ask you to submit a rough draft to Turnitin for review. Once you have evaluated the comments provided and analyzed the similarity between your work and outside sources, you should revise your paper for the final draft.

To access the assignment, first select the assignment link in the appropriate topic on the course home page.



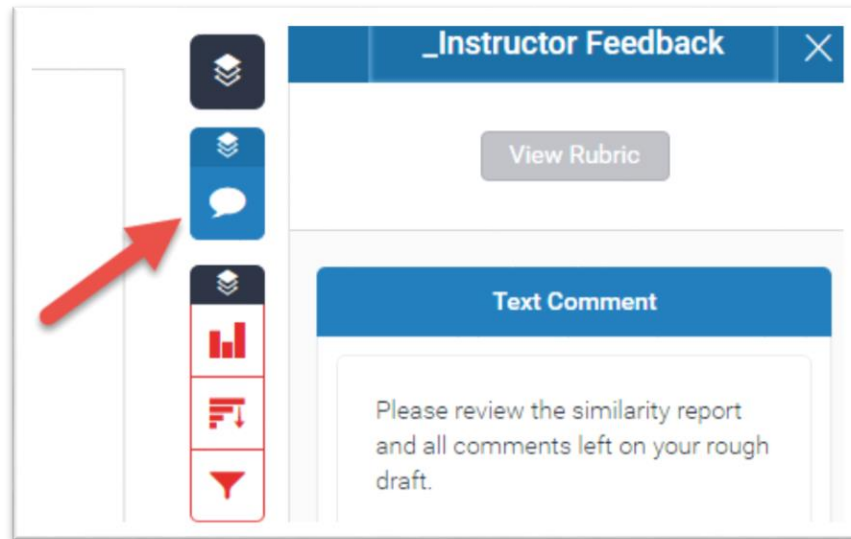
To open your paper, select the title of your submission. This will open feedback studio where you will view your paper.



	Submission Title	Turnitin Paper ID	Submitted	Similarity
 View Digital Receipt	<a href="#">Sound of Coaches</a>	568206375	9/09/15, 13:54	51% 

## Instructor Feedback

If your instructor has left overall comments on your paper, you will find them in the **Instructor Feedback** menu. Select the instructor feedback icon to open the menu.



You may also see **blue comments** on your paper. These comments are from your instructor.

**The Sound  
of  
Coaches**

*Email me if you have any questions about the comments on your paper.*

Author: *Leon Garfield*  
Report by: *Miranda Bread*

CN MLA


You can click on any blue bubble comment to see more information.

Please remember to format your paper in MLA. See <https://owl.english.purdue.edu/owl/resource/747/01/> for more information.



## ETS Comments

If your instructor has loaded ETS comments, you can access them by selecting the ETS icon on the right.



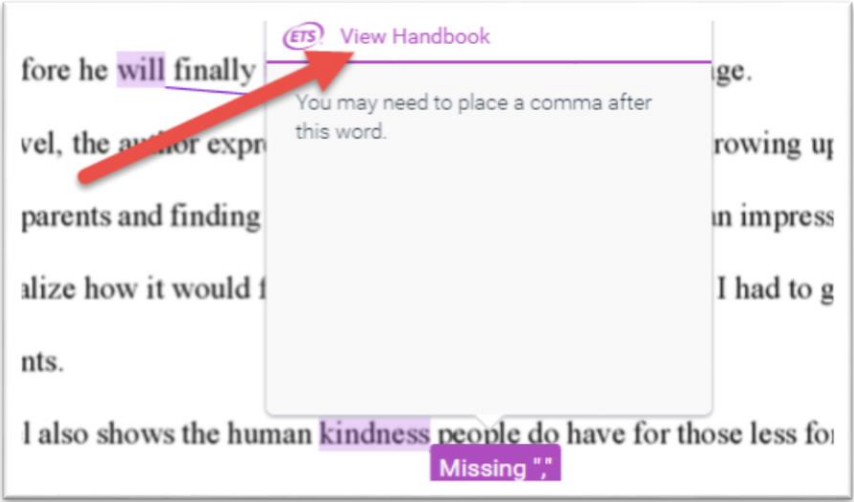
These **purple comments** are comments left by Turnitin. As with any grammar check, these comments may not be accurate. While revising, you should evaluate them and decide which changes are necessary. Some may not be needed.

and finds love before he **will finally uncovers** the truth about his parentage. Verb

In this novel, the author expresses the thoughts of a young boy growing up without knowing his true parents and finding his real father. This book has left an impression on my mind by making me realize how it would feel if, for some unknowing reason, I had to grow up without either of my parents.

This novel also shows the human **kindness** people do have for those less fortunate. Sam is left alone in the world when his mother dies shortly after his birth. A coachman and his wife step

To see more information about each comment, click on the purple bubble. You can also select **View handbook** to see examples and a detailed explanation.



This information will help you evaluate the comments and, if applicable, learn how to avoid similar errors on future assignments.

## Missing Comma

The comma is the most common form of punctuation within a sentence. Learning five basic rules about comma usage will help you punctuate your sentences correctly.

### Make sure to use a comma to separate two main clauses in a sentence.

A compound sentence is two independent clauses (each with its own subject and verb that creates a complete thought) that are joined by a coordinating conjunction (*and, but, or*) and a comma. For example:

*Juan's school has an excellent bilingual education program in Chinese, but it offers few Spanish classes.*

Unless the sentence is very short, you should usually use a comma before the coordinating conjunction in a compound sentence. For example:

*The rise of the Internet has made it easier to do research but much of the information on the Internet is unreliable.*

This sentence should contain a comma after the word *research* and before the conjunction *but*.

Where should the comma be placed in the next sentence?

*Choosing which universities I wanted to apply to was easy but deciding which one I want to attend next year is a more complicated decision.*

The comma should be placed after the word *easy* and before the conjunction *but*.

### Make sure to use a comma after introductory word groups.

After a short introductory group, for example, you do not need to use a comma.

*On Tuesday I take karate lessons from a very disciplined instructor.*

However, inserting the comma after an introductory word group will take care of many common mistakes in comma usage. For example:

*After I take karate lessons on Tuesdays, I often go out to eat Chinese food with my father because it gives us a chance to spend time together.*

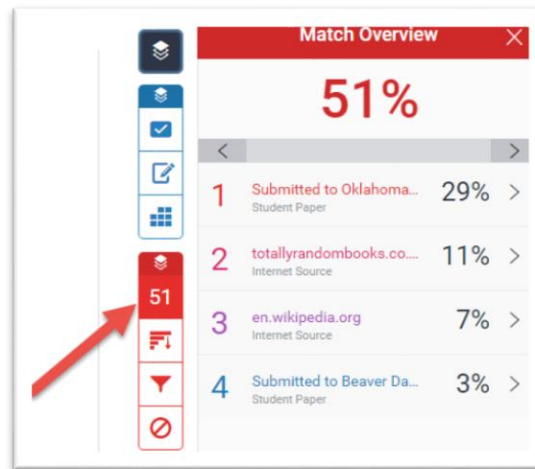
You can download or print instructor feedback and ETS comments by selecting the download icon on the right.



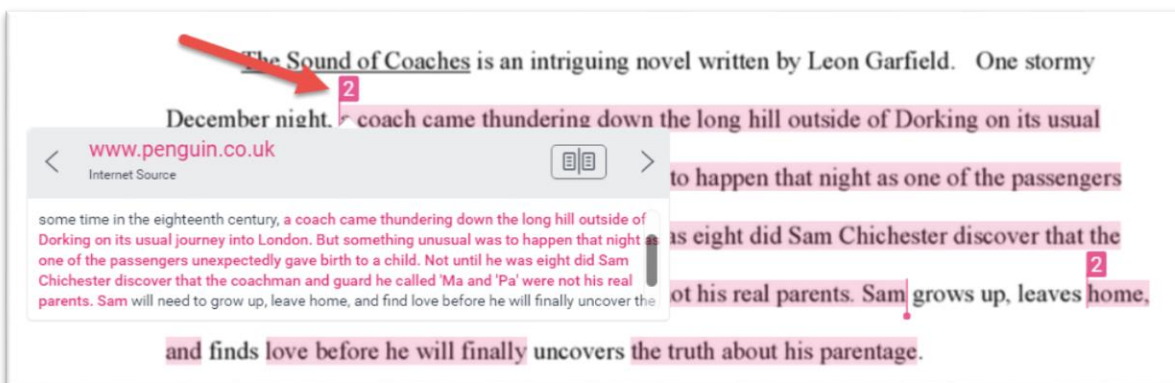
## Similarity Report

The Similarity Report will show you any similarities between your paper and outside sources (these may include internet sources, journals, periodicals, publications, or another student's work).

To open the similarity report, select the overall similarity percentage to open the **Match Overview**, which lists sources and the similarity percentage between them and your work.



Any similarity between your work and a source will be highlighted. You can click on the source number to see the source information.



As you look over the originality report, you should make sure you have provided appropriate citations for each of your sources. You may also want to revise your paper to make it more original. The more original your paper is, the lower the overall similarity percentage will be.

You can download or print the similarity report by selecting the download icon on the right.

