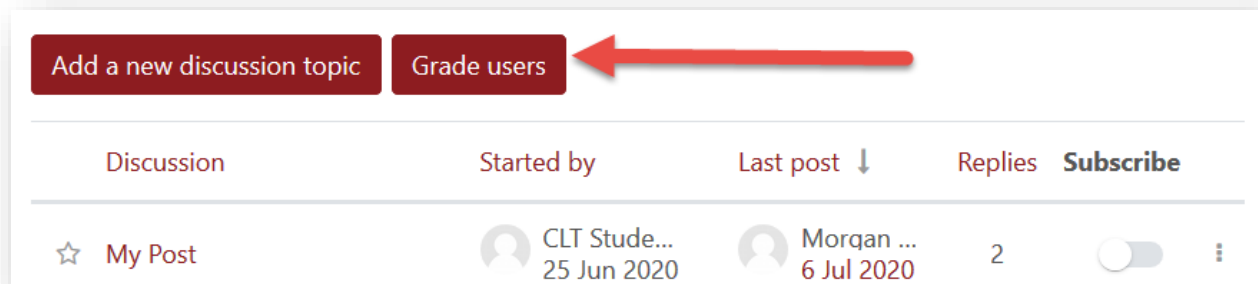


Moodle Improvements Summer 2020

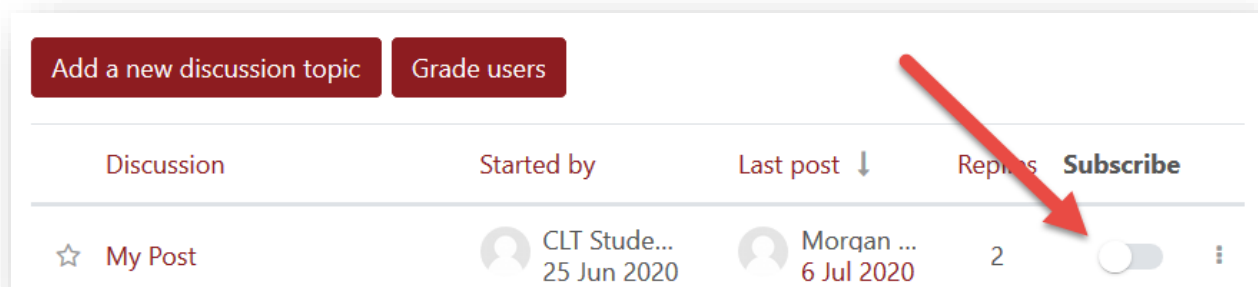
Forums

Advanced grading features have been added to the regular Forum type. You can grade the regular Forum using ratings just as before, and now simple direct grading, rubrics, marking guides, and checklists are also available.

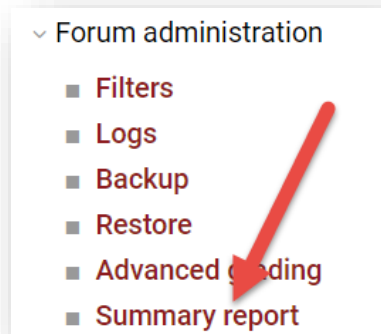
The regular Forums will not appear in the Open Grader, but a new grading interface has been added which can be accessed by the **Grade users** button at the top of the forum:



The subscription interface for forums has been updated to indicate more clearly whether you are subscribed (will receive emails for each post) to the forum.




A Summary Report has been added to the regular Forum. It is accessible from the Admin menu (gear icon) when viewing a forum.



This report displays information about the number and types of posts students have made in the forum. This report can be filtered by dates, and exported to Excel or other file types.

Summary report - New Forum

Dates

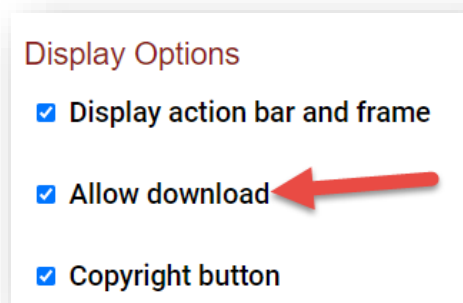
| | First name ^ / Surname | Number of discussions posted | Number of replies posted | Number of attachments | Number of views | Word count | Character count | Earliest post | Most recent post | Export posts |
|--------------------------|---|------------------------------------|-----------------------------------|--------------------------|--------------------|---------------|--------------------|--|---------------------------------------|---------------------------------------|
| <input type="checkbox"/> |  CLT Student001 | 2 | 1 | 0 | 19 | 18 | 90 | Thursday, 25 June 2020, 9:21 AM | Wednesday, 8 July 2020, 8:14 AM | <input type="button" value="Export"/> |

These updates only affect the regular Forum type, not the Open Forum type.

H5P

H5P Content can now be uploaded and embedded into resources such as labels and pages. H5P activities embedded this way cannot be graded, and student attempts and access records are not recorded.

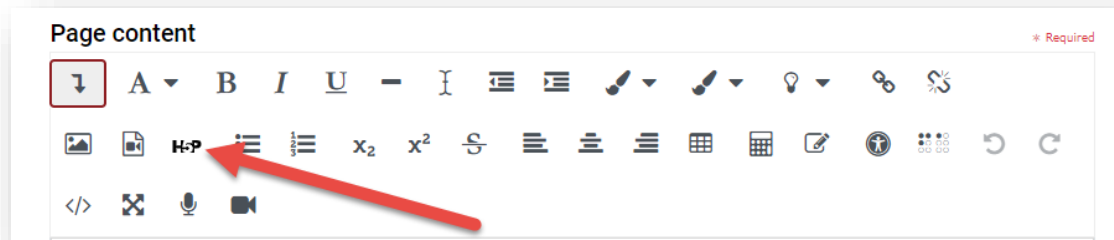
To download H5P files you wish to embed as a resource, first enable **Allow download** on the existing H5P activity's settings page.



When viewing the H5P activity, the **Reuse** option can be used to download the H5P activity file.



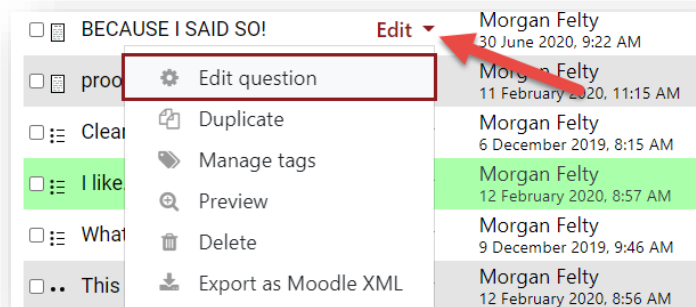
Once you've downloaded a file, you can embed it in a Page or Label resource by selecting the H5P icon in the text editor.



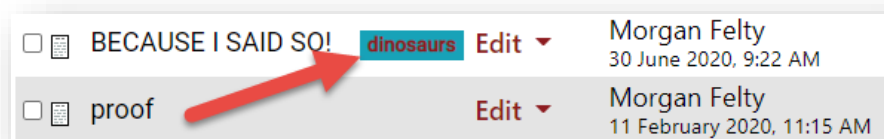
Select **Browse repositories...** and upload the .H5P file you downloaded previously. It is also possible to paste a URL from an activity on the H5P.org site. H5P items embedded this way will be displayed in the course content and will not require an additional page load to view.

Question Bank

The question editing icons in the question bank have been collapsed into an edit menu:

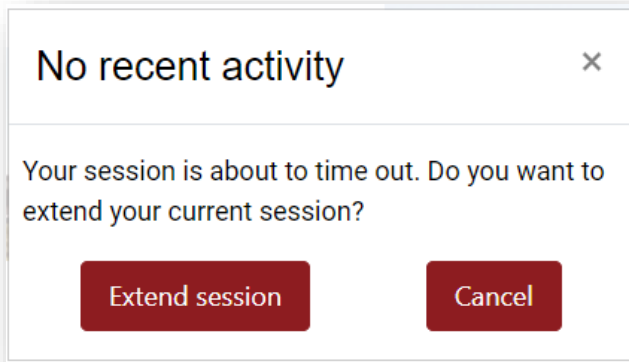


Some question types display additional editing options in this menu. Additionally, Tags added to questions are now displayed in the Question Bank.



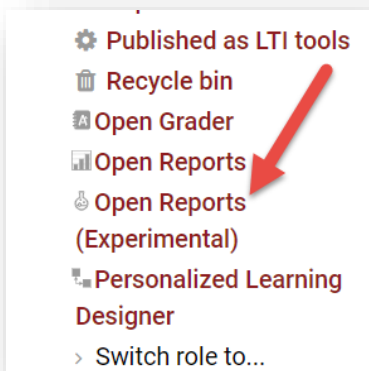
Session Timeout Alert

An alert is displayed when a user has been inactive on the site for nearly 2 hours. After 2 hours of inactivity, the user will be logged out automatically.



Open Reports

An experimental Open Reports page has been added, accessible from the Admin menu (gear icon) in your courses.



This report does not require Flash player and loads more quickly than the current report.

Reports

Dashboard ▾

Recent activity



Forum Posts



Quiz submissions



Assign submissions



Both the existing and experimental Open reports are available at this time.

If you have questions regarding these updates please contact the Center for Learning and Teaching at 405-682-7838 or clt@occc.edu.