

ProctorU Student Account Setup

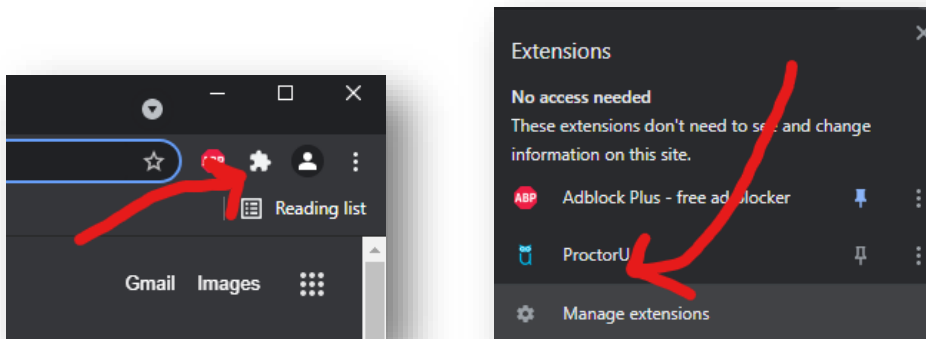
Before beginning, first be sure you are using Chrome or Firefox and have the ProctorU browser plugin installed.

[Chrome extension](#)


[Firefox extension](#)

After installing, select the ProctorU plugin in your browser.

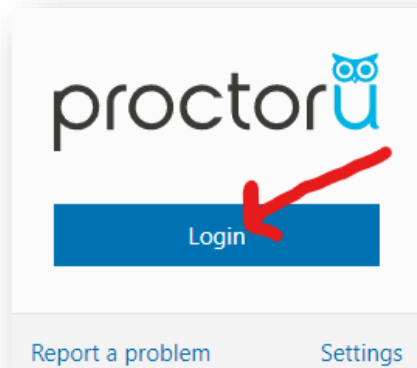
In Chrome, select the puzzle piece icon in the upper right, then ProctorU:



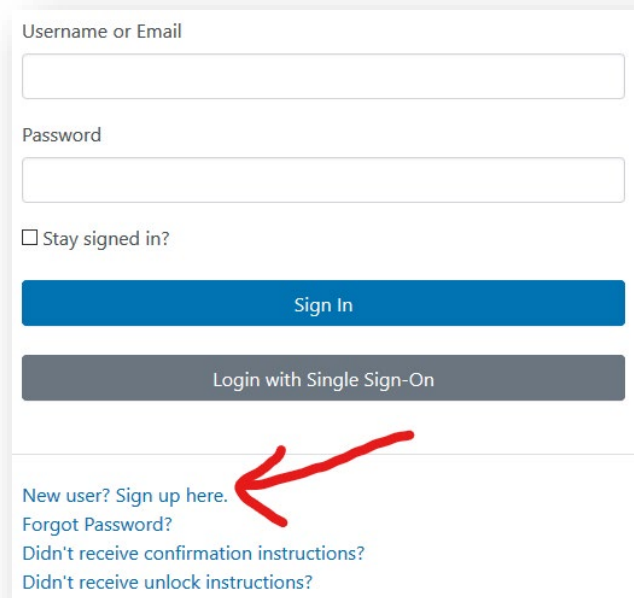
In Firefox, select the ProctorU icon in the upper right:



After opening the plugin, select Login:

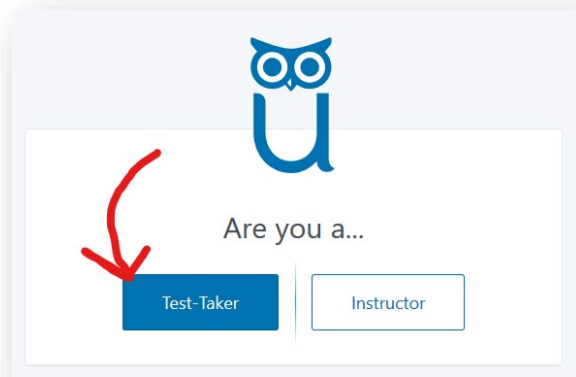


On this page, select **New User? Sign up here.:**



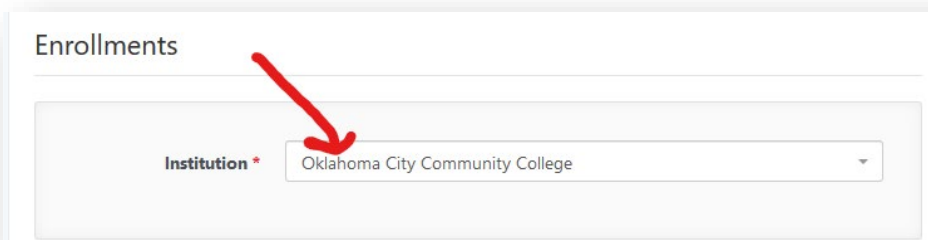
The image shows the proctoru login form. It includes a 'Username or Email' field, a 'Password' field, and a checkbox for 'Stay signed in?'. Below these fields are two buttons: 'Sign In' and 'Login with Single Sign-On'. At the bottom of the form, there are four links: 'New user? Sign up here.', 'Forgot Password?', 'Didn't receive confirmation instructions?', and 'Didn't receive unlock instructions?'. A red arrow points to the 'New user? Sign up here.' link.

When prompted, select **Test-Taker**:



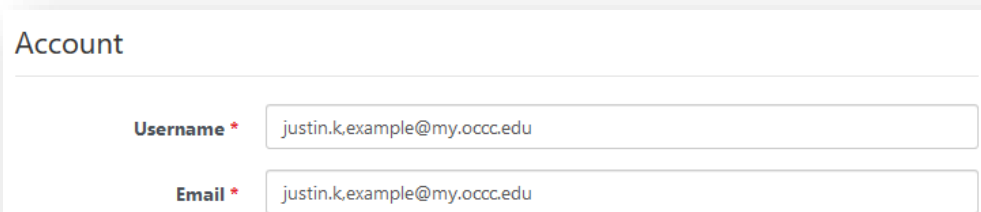
A registration prompt screen featuring a blue owl logo at the top. Below the logo, the text "Are you a..." is displayed. Two buttons are shown: "Test-Taker" (highlighted in blue) and "Instructor" (outlined in blue). A red arrow points to the "Test-Taker" button.

Under Enrollments, select **Oklahoma City Community College** in the **Institution** dropdown menu:



An "Enrollments" section with a dropdown menu. The label "Institution *" is to the left of the dropdown. The dropdown menu is open, showing "Oklahoma City Community College" as the selected option. A red arrow points to the dropdown menu.

Fill out the remaining fields with your information. For the **Username** and **Email Address** fields, we recommend using your OCCC Student Email account.



An "Account" registration form with two input fields. The "Username *" field contains the text "justin.k.example@my.occ.edu". The "Email *" field also contains the text "justin.k.example@my.occ.edu".


After entering all required information, review the Terms and Conditions and select the agreement and CAPTCHA boxes.

Terms & Conditions

These Terms of Service ("Terms") govern your access to and use of ProctorU Inc.'s ("ProctorU", "We", or "Our") website(s), browser extensions, platforms, applications, and other services (collectively, our "Services"). These Terms also apply to any information, text, audio, video, images, graphics, code, extensions, or other materials created uploaded, downloaded, transferred or otherwise appearing on or connected with the Services when you interact with ProctorU, including recordings of any test sessions (collectively referred to as "Content").

1. Using ProctorU's Services

By checking this box, you agree to ProctorU's [Terms of Service](#) and [Privacy Policy](#)

I'm not a robot 
reCAPTCHA
Privacy - Terms

[Create Account](#)

Select **Create Account**.

This completes the account creation process. You are now ready to begin your exams which require ProctorU. If you have questions or need assistance, please contact the Center for Learning and Teaching at 405-682-7838 or online@occc.edu.