

FREQUENCIES

VARIABLES=custom1 custom2 custom3 custom4
 /BARCHART PERCENT
 /ORDER= ANALYSIS .

Frequencies

[DataSet1] /Users/wendi/Desktop/MP30_Oklahoma_SPSS.sav

Statistics

		How Many Email Account Used Regularly	Do You Use Your College Email Account Frequently	Does the OCCC Web Site Provide Timely, Relevant Info	Interested In Joining An OCCC Social Network Site
N	Valid	106	105	106	105
	Missing	2	3	2	3

Frequency Table

How Many Email Account Used Regularly

		Frequency	Percent	Valid Percent	Cumulative Percent
Valid	1	23	21.3	21.7	21.7
	2	50	46.3	47.2	68.9
	3 or More	33	30.6	31.1	100.0
	Total	106	98.1	100.0	
Missing	99	2	1.9		
Total		108	100.0		

Do You Use Your College Email Account Frequently

		Frequency	Percent	Valid Percent	Cumulative Percent
Valid	Yes	56	51.9	53.3	53.3
	No	49	45.4	46.7	100.0
	Total	105	97.2	100.0	
Missing	99	3	2.8		
Total		108	100.0		

Does the OCCC Web Site Provide Timely, Relevant Info

		Frequency	Percent	Valid Percent	Cumulative Percent
Valid	Yes	73	67.6	68.9	68.9
	No	6	5.6	5.7	74.5
	No Opinion	27	25.0	25.5	100.0
	Total	106	98.1	100.0	
Missing	99	2	1.9		
Total		108	100.0		

Interested In Joining An OCCC Social Network Site

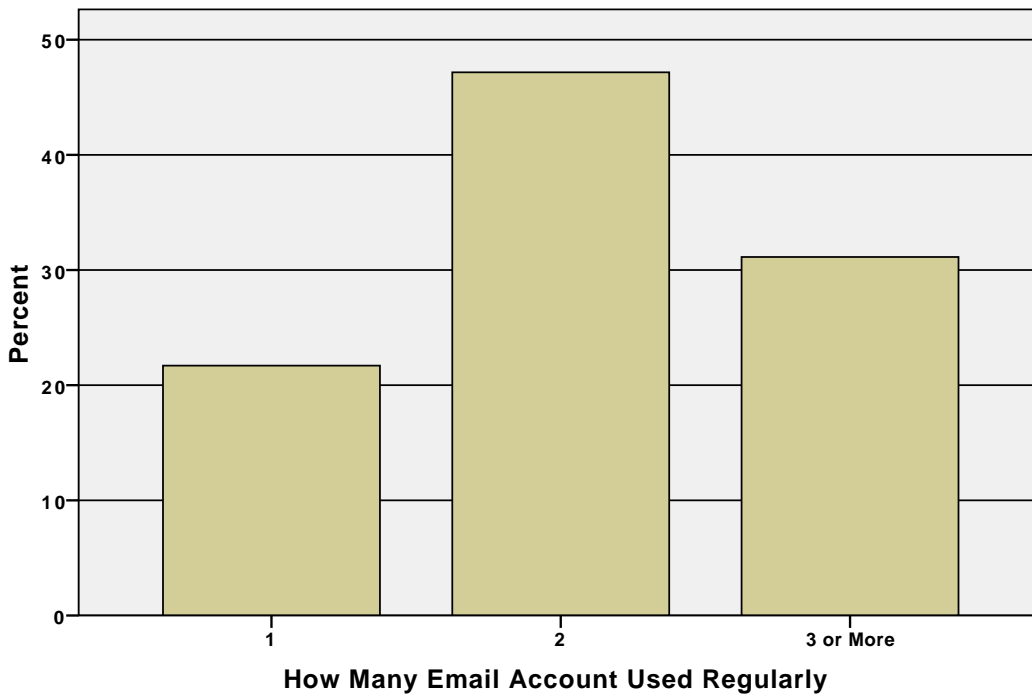
		Frequency	Percent	Valid Percent	Cumulative Percent
Valid	Yes	72	66.7	68.6	68.6
	No	33	30.6	31.4	100.0

Interested In Joining An OCCC Social Network Site

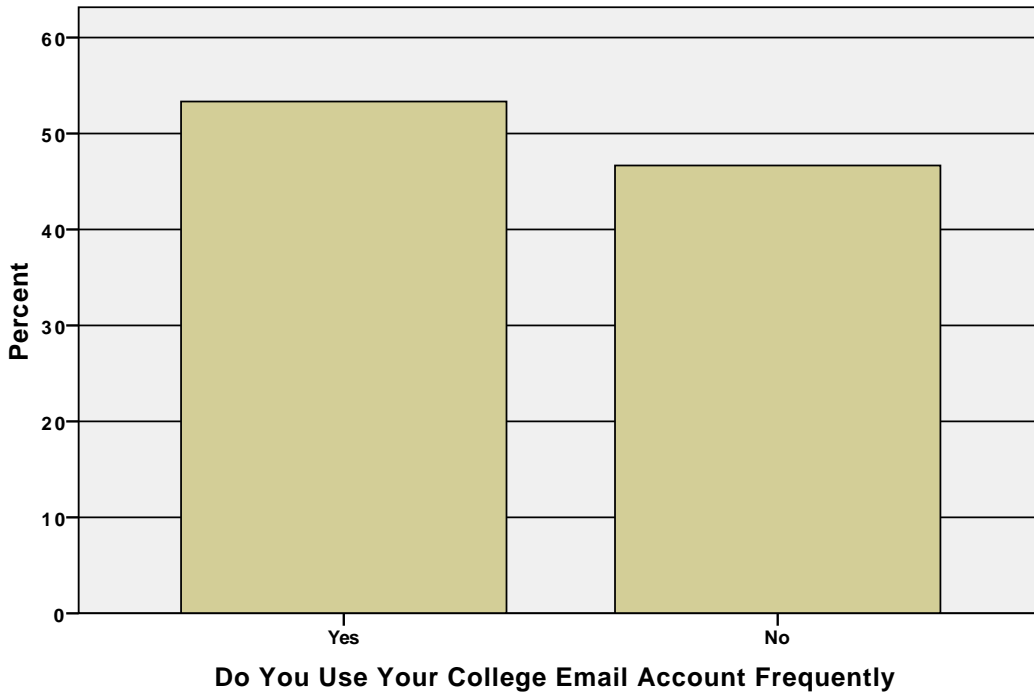
		Frequency	Percent	Valid Percent	Cumulative Percent
Valid	Total	105	97.2	100.0	
Missing	99	3	2.8		
Total		108	100.0		

Bar Chart

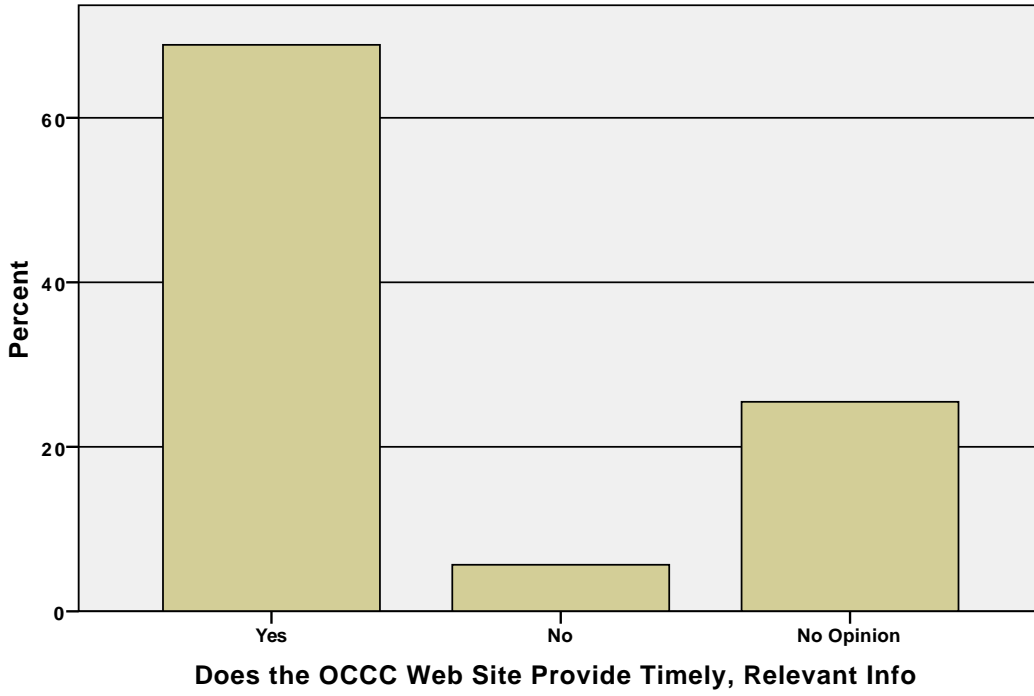
How Many Email Account Used Regularly



Do You Use Your College Email Account Frequently



Does the OCCC Web Site Provide Timely, Relevant Info



Interested In Joining An OCCC Social Network Site

