

CROSSTABS

/TABLES= custom1 custom2 custom3 custom4 by race
 /FORMAT= AVALUE TABLES
 /CELLS= COUNT ROW COLUMN TOTAL.

Crosstabs

[DataSet1] /Users/wendi/Desktop/MP30_Oklahoma_SPSS.sav

Case Processing Summary

	Cases					
	Valid		Missing		Total	
	N	Percent	N	Percent	N	Percent
How Many Email Account Used Regular...	106	98.1%	2	1.9%	108	100.0%
Do You Use Your College Email Accoun...	105	97.2%	3	2.8%	108	100.0%
Does the OCCC Web Site Provide Timely, ...	106	98.1%	2	1.9%	108	100.0%
Interested In Joining An OCCC Social Networ...	105	97.2%	3	2.8%	108	100.0%

How Many Email Account Used Regularly * Race Crosstabulation

			Race				
			White (Not Hispanic)	Black/African Amer.	Hispanic/Latino-Wh.	Hispanic/Latino-Bl.	Asian
How Many Email Account Used Regularly	1	Count	8	2	4	0	2
		% within How Many Email Account Used Regularly	34.8%	8.7%	17.4%	.0%	8.7%
		% within Race	17.0%	18.2%	66.7%	.0%	12.5%
		% of Total	7.5%	1.9%	3.8%	.0%	1.9%
	2	Count	24	7	1	1	8
		% within How Many Email Account Used Regularly	48.0%	14.0%	2.0%	2.0%	16.0%
		% within Race	51.1%	63.6%	16.7%	100.0%	50.0%
		% of Total	22.6%	6.6%	.9%	.9%	7.5%
	3 or More	Count	15	2	1	0	6
		% within How Many Email Account Used Regularly	45.5%	6.1%	3.0%	.0%	18.2%
		% within Race	31.9%	18.2%	16.7%	.0%	37.5%
		% of Total	14.2%	1.9%	.9%	.0%	5.7%
	Total	Count	47	11	6	1	16
		% within How Many Email Account Used Regularly	44.3%	10.4%	5.7%	.9%	15.1%
		% within Race	100.0%	100.0%	100.0%	100.0%	100.0%
		% of Total	44.3%	10.4%	5.7%	.9%	15.1%

How Many Email Account Used Regularly * Race Crosstabulation

			Race				
			Native American	Hispanic-Unspecific	Other	No Response	Total
How Many Email Account Used Regularly	1	Count	4	1	1	1	23
		% within How Many Email Account Used Regularly	17.4%	4.3%	4.3%	4.3%	100.0%
		% within Race	66.7%	16.7%	12.5%	20.0%	21.7%
		% of Total	3.8%	.9%	.9%	.9%	21.7%
	2	Count	1	4	4	0	50
		% within How Many Email Account Used Regularly	2.0%	8.0%	8.0%	.0%	100.0%
		% within Race	16.7%	66.7%	50.0%	.0%	47.2%
		% of Total	.9%	3.8%	3.8%	.0%	47.2%
	3 or More	Count	1	1	3	4	33
		% within How Many Email Account Used Regularly	3.0%	3.0%	9.1%	12.1%	100.0%
		% within Race	16.7%	16.7%	37.5%	80.0%	31.1%
		% of Total	.9%	.9%	2.8%	3.8%	31.1%
	Total	Count	6	6	8	5	106
% within How Many Email Account Used Regularly		5.7%	5.7%	7.5%	4.7%	100.0%	
% within Race		100.0%	100.0%	100.0%	100.0%	100.0%	
% of Total		5.7%	5.7%	7.5%	4.7%	100.0%	

Do You Use Your College Email Account Frequently * Race Crosstabulation

			Race				
			White (Not Hispanic)	Black/African Amer.	Hispanic/Latino-Wh.	Hispanic/Latino-BL	Asian
Do You Use Your College Email Account Frequently	Yes	Count	25	6	2	1	9
		% within Do You Use Your College Email Account Frequently	44.6%	10.7%	3.6%	1.8%	16.1%
		% within Race	53.2%	54.5%	33.3%	100.0%	56.2%
		% of Total	23.8%	5.7%	1.9%	1.0%	8.6%
	No	Count	22	5	4	0	7
		% within Do You Use Your College Email Account Frequently	44.9%	10.2%	8.2%	.0%	14.3%
		% within Race	46.8%	45.5%	66.7%	.0%	43.8%
		% of Total	21.0%	4.8%	3.8%	.0%	6.7%
	Total	Count	47	11	6	1	16
		% within Do You Use Your College Email Account Frequently	44.8%	10.5%	5.7%	1.0%	15.2%
		% within Race	100.0%	100.0%	100.0%	100.0%	100.0%
		% of Total	44.8%	10.5%	5.7%	1.0%	15.2%

Do You Use Your College Email Account Frequently * Race Crosstabulation

			Race				
			Native American	Hispanic-Unspecific	Other	No Response	Total
Do You Use Your College Email Account Frequently	Yes	Count	2	3	4	4	56
		% within Do You Use Your College Email Account Frequently	3.6%	5.4%	7.1%	7.1%	100.0%
		% within Race	33.3%	50.0%	57.1%	80.0%	53.3%
		% of Total	1.9%	2.9%	3.8%	3.8%	53.3%
	No	Count	4	3	3	1	49
		% within Do You Use Your College Email Account Frequently	8.2%	6.1%	6.1%	2.0%	100.0%
		% within Race	66.7%	50.0%	42.9%	20.0%	46.7%
		% of Total	3.8%	2.9%	2.9%	1.0%	46.7%
	Total	Count	6	6	7	5	105
		% within Do You Use Your College Email Account Frequently	5.7%	5.7%	6.7%	4.8%	100.0%
		% within Race	100.0%	100.0%	100.0%	100.0%	100.0%
		% of Total	5.7%	5.7%	6.7%	4.8%	100.0%

Does the OCCC Web Site Provide Timely, Relevant Info * Race Crosstabulation

			Race				
			White (Not Hispanic)	Black/African Amer.	Hispanic/Latino-Wh.	Hispanic/Latino-Bl.	Asian
Does the OCCC Web Site Provide Timely, Relevant Info	Yes	Count	37	7	3	1	11
		% within Does the OCCC Web Site Provide Timely, Relevant Info	50.7%	9.6%	4.1%	1.4%	15.1%
		% within Race	78.7%	63.6%	50.0%	100.0%	68.8%
		% of Total	34.9%	6.6%	2.8%	.9%	10.4%
	No	Count	1	0	0	0	2
		% within Does the OCCC Web Site Provide Timely, Relevant Info	16.7%	.0%	.0%	.0%	33.3%
		% within Race	2.1%	.0%	.0%	.0%	12.5%
		% of Total	.9%	.0%	.0%	.0%	1.9%
	No Opinion	Count	9	4	3	0	3
		% within Does the OCCC Web Site Provide Timely, Relevant Info	33.3%	14.8%	11.1%	.0%	11.1%
		% within Race	19.1%	36.4%	50.0%	.0%	18.8%
		% of Total	8.5%	3.8%	2.8%	.0%	2.8%
	Total	Count	47	11	6	1	16
		% within Does the OCCC Web Site Provide Timely, Relevant Info	44.3%	10.4%	5.7%	.9%	15.1%
		% within Race	100.0%	100.0%	100.0%	100.0%	100.0%
		% of Total	44.3%	10.4%	5.7%	.9%	15.1%

Does the OCCC Web Site Provide Timely, Relevant Info * Race Crosstabulation

			Race				
			Native American	Hispanic-Unspecific	Other	No Response	Total
Does the OCCC Web Site Provide Timely, Relevant Info	Yes	Count	2	6	4	2	73
		% within Does the OCCC Web Site Provide Timely, Relevant Info	2.7%	8.2%	5.5%	2.7%	100.0%
		% within Race	33.3%	100.0%	50.0%	40.0%	68.9%
		% of Total	1.9%	5.7%	3.8%	1.9%	68.9%
	No	Count	2	0	0	1	6
		% within Does the OCCC Web Site Provide Timely, Relevant Info	33.3%	.0%	.0%	16.7%	100.0%
		% within Race	33.3%	.0%	.0%	20.0%	5.7%
		% of Total	1.9%	.0%	.0%	.9%	5.7%
	No Opinion	Count	2	0	4	2	27
		% within Does the OCCC Web Site Provide Timely, Relevant Info	7.4%	.0%	14.8%	7.4%	100.0%
		% within Race	33.3%	.0%	50.0%	40.0%	25.5%
		% of Total	1.9%	.0%	3.8%	1.9%	25.5%
	Total	Count	6	6	8	5	106
		% within Does the OCCC Web Site Provide Timely, Relevant Info	5.7%	5.7%	7.5%	4.7%	100.0%
		% within Race	100.0%	100.0%	100.0%	100.0%	100.0%
		% of Total	5.7%	5.7%	7.5%	4.7%	100.0%

Interested In Joining An OCCC Social Network Site * Race Crosstabulation

			Race				
			White (Not Hispanic)	Black/African Amer.	Hispanic/Latino-Wh.	Hispanic/Latino-BL	Asian
Interested In Joining An OCCC Social Network Site	Yes	Count	31	9	6	0	11
		% within Interested In Joining An OCCC Social Network Site	43.1%	12.5%	8.3%	.0%	15.3%
		% within Race	66.0%	90.0%	100.0%	.0%	68.8%
		% of Total	29.5%	8.6%	5.7%	.0%	10.5%
	No	Count	16	1	0	1	5
		% within Interested In Joining An OCCC Social Network Site	48.5%	3.0%	.0%	3.0%	15.2%
		% within Race	34.0%	10.0%	.0%	100.0%	31.2%
		% of Total	15.2%	1.0%	.0%	1.0%	4.8%
	Total	Count	47	10	6	1	16
		% within Interested In Joining An OCCC Social Network Site	44.8%	9.5%	5.7%	1.0%	15.2%
		% within Race	100.0%	100.0%	100.0%	100.0%	100.0%
		% of Total	44.8%	9.5%	5.7%	1.0%	15.2%

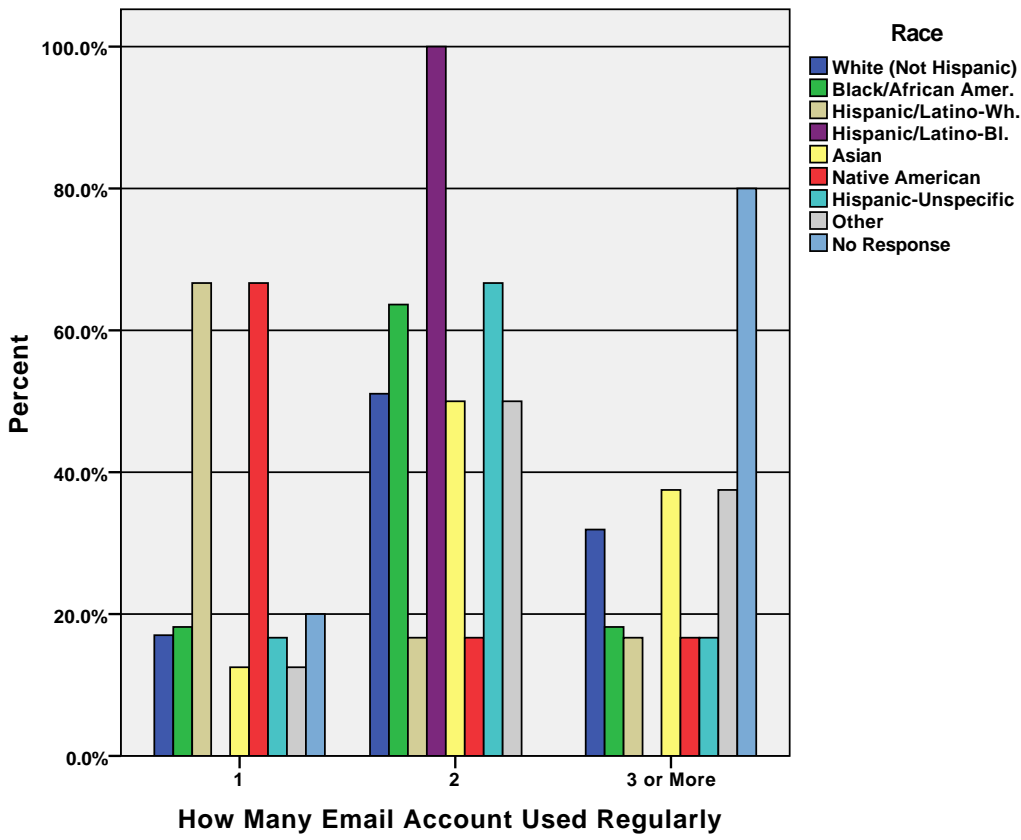
Interested In Joining An OCCC Social Network Site * Race Crosstabulation

			Race				
			Native American	Hispanic-Unspecific	Other	No Response	Total
Interested In Joining An OCCC Social Network Site	Yes	Count	6	3	4	2	72
		% within Interested In Joining An OCCC Social Network Site	8.3%	4.2%	5.6%	2.8%	100.0%
		% within Race	100.0%	50.0%	50.0%	40.0%	68.6%
		% of Total	5.7%	2.9%	3.8%	1.9%	68.6%
	No	Count	0	3	4	3	33
		% within Interested In Joining An OCCC Social Network Site	.0%	9.1%	12.1%	9.1%	100.0%
		% within Race	.0%	50.0%	50.0%	60.0%	31.4%
		% of Total	.0%	2.9%	3.8%	2.9%	31.4%
	Total	Count	6	6	8	5	105
		% within Interested In Joining An OCCC Social Network Site	5.7%	5.7%	7.6%	4.8%	100.0%
		% within Race	100.0%	100.0%	100.0%	100.0%	100.0%
		% of Total	5.7%	5.7%	7.6%	4.8%	100.0%

GRAPH
 /BAR(GROUPED)=PCT BY custom1 BY race .

Graph

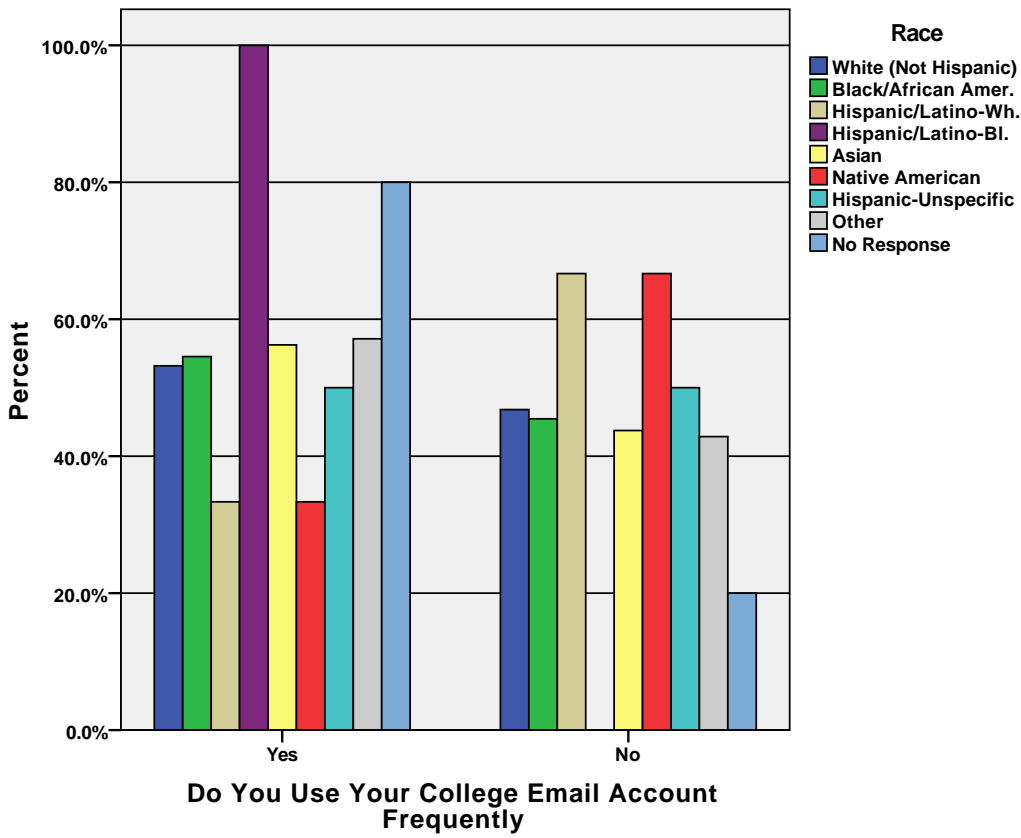
[DataSet1] /Users/wendi/Desktop/MP30_Oklahoma_SPSS.sav



GRAPH
 /BAR(GROUPED)=PCT BY custom2 BY race .

Graph

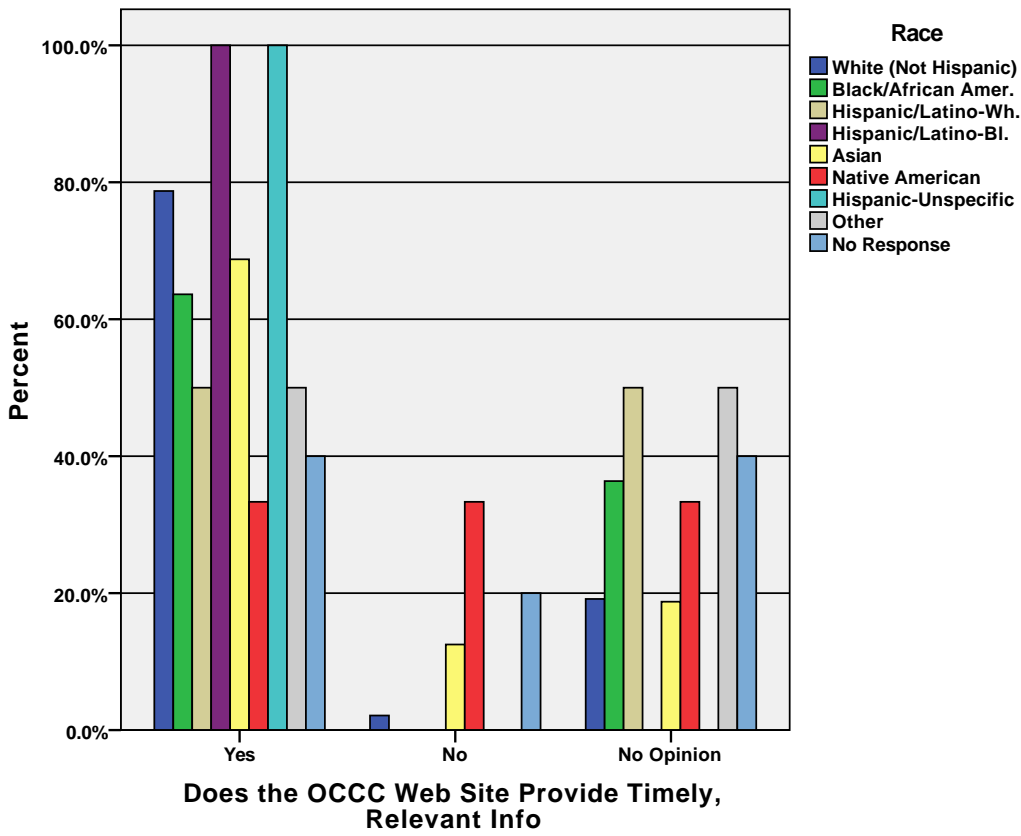
[DataSet1] /Users/wendi/Desktop/MP30_Oklahoma_SPSS.sav



GRAPH
 /BAR(GROUPED)=PCT BY custom3 BY race .

Graph

[DataSet1] /Users/wendi/Desktop/MP30_Oklahoma_SPSS.sav



GRAPH
 /BAR(GROUPED)=PCT BY custom4 BY race .

Graph

[DataSet1] /Users/wendi/Desktop/MP30_Oklahoma_SPSS.sav

