

CROSSTABS

/TABLES= custom1 custom2 custom3 custom4 by gender

/FORMAT= AVALUE TABLES

/CELLS= COUNT ROW COLUMN TOTAL.

Crosstabs

[DataSet1] /Users/wendi/Desktop/MP30_Oklahoma_SPSS.sav

Case Processing Summary

	Cases					
	Valid		Missing		Total	
	N	Percent	N	Percent	N	Percent
How Many Email Account Used Regular...	106	98.1%	2	1.9%	108	100.0%
Do You Use Your College Email Accoun...	105	97.2%	3	2.8%	108	100.0%
Does the OCCC Web Site Provide Timely, ...	106	98.1%	2	1.9%	108	100.0%
Interested In Joining An OCCC Social Networ...	105	97.2%	3	2.8%	108	100.0%

How Many Email Account Used Regularly * Gender Crosstabulation

			Gender		
			Male	Female	Total
How Many Email Account Used Regularly	1	Count	13	10	23
		% within How Many Email Account Used Regularly	56.5%	43.5%	100.0%
		% within Gender	30.2%	15.9%	21.7%
		% of Total	12.3%	9.4%	21.7%
	2	Count	18	32	50
		% within How Many Email Account Used Regularly	36.0%	64.0%	100.0%
		% within Gender	41.9%	50.8%	47.2%
		% of Total	17.0%	30.2%	47.2%
	3 or More	Count	12	21	33
		% within How Many Email Account Used Regularly	36.4%	63.6%	100.0%
		% within Gender	27.9%	33.3%	31.1%
		% of Total	11.3%	19.8%	31.1%
	Total	Count	43	63	106
% within How Many Email Account Used Regularly		40.6%	59.4%	100.0%	
% within Gender		100.0%	100.0%	100.0%	
% of Total		40.6%	59.4%	100.0%	

Do You Use Your College Email Account Frequently * Gender Crosstabulation

			Gender		
			Male	Female	Total
Do You Use Your ...	Yes	Count	22	34	56

Do You Use Your College Email Account Frequently * Gender Crosstabulation

			Gender		
			Male	Female	Total
Do You Use Your College Email Account Frequently	Yes	% within Do You Use Your College Email Account Frequently	39.3%	60.7%	100.0%
		% within Gender	52.4%	54.0%	53.3%
		% of Total	21.0%	32.4%	53.3%
	No	Count	20	29	49
		% within Do You Use Your College Email Account Frequently	40.8%	59.2%	100.0%
		% within Gender	47.6%	46.0%	46.7%
		% of Total	19.0%	27.6%	46.7%
	Total	Count	42	63	105
		% within Do You Use Your College Email Account Frequently	40.0%	60.0%	100.0%
		% within Gender	100.0%	100.0%	100.0%
		% of Total	40.0%	60.0%	100.0%

Does the OCCC Web Site Provide Timely, Relevant Info * Gender Crosstabulation

			Gender		
			Male	Female	Total
Does the OCCC Web Site Provide Timely, Relevant Info	Yes	Count	31	42	73
		% within Does the OCCC Web Site Provide Timely, Relevant Info	42.5%	57.5%	100.0%
		% within Gender	72.1%	66.7%	68.9%
		% of Total	29.2%	39.6%	68.9%
	No	Count	5	1	6
		% within Does the OCCC Web Site Provide Timely, Relevant Info	83.3%	16.7%	100.0%
		% within Gender	11.6%	1.6%	5.7%
		% of Total	4.7%	.9%	5.7%
	No Opinion	Count	7	20	27
		% within Does the OCCC Web Site Provide Timely, Relevant Info	25.9%	74.1%	100.0%
		% within Gender	16.3%	31.7%	25.5%
		% of Total	6.6%	18.9%	25.5%
	Total	Count	43	63	106
		% within Does the OCCC Web Site Provide Timely, Relevant Info	40.6%	59.4%	100.0%
		% within Gender	100.0%	100.0%	100.0%
		% of Total	40.6%	59.4%	100.0%

Interested In Joining An OCCC Social Network Site * Gender Crosstabulation

			Gender		
			Male	Female	Total
Interested In Joining An OCCC Social Network Site	Yes	Count	30	42	72
		% within Interested In Joining An OCCC Social Network Site	41.7%	58.3%	100.0%

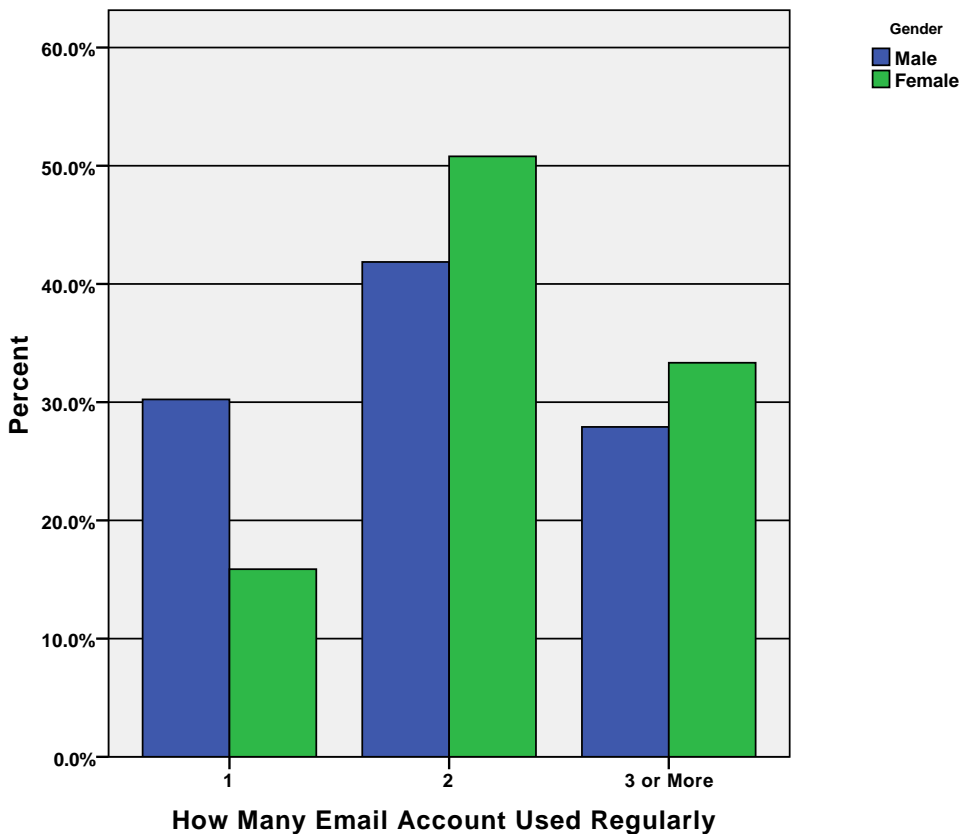
Interested In Joining An OCCC Social Network Site * Gender Crosstabulation

			Gender		
			Male	Female	Total
Interested In Joining An OCCC Social Network Site	Yes	% within Gender	69.8%	67.7%	68.6%
		% of Total	28.6%	40.0%	68.6%
	No	Count	13	20	33
		% within Interested In Joining An OCCC Social Network Site	39.4%	60.6%	100.0%
		% within Gender	30.2%	32.3%	31.4%
		% of Total	12.4%	19.0%	31.4%
	Total	Count	43	62	105
		% within Interested In Joining An OCCC Social Network Site	41.0%	59.0%	100.0%
		% within Gender	100.0%	100.0%	100.0%
		% of Total	41.0%	59.0%	100.0%

GRAPH
/BAR(GROUPED)=PCT BY custom1 BY gender .

Graph

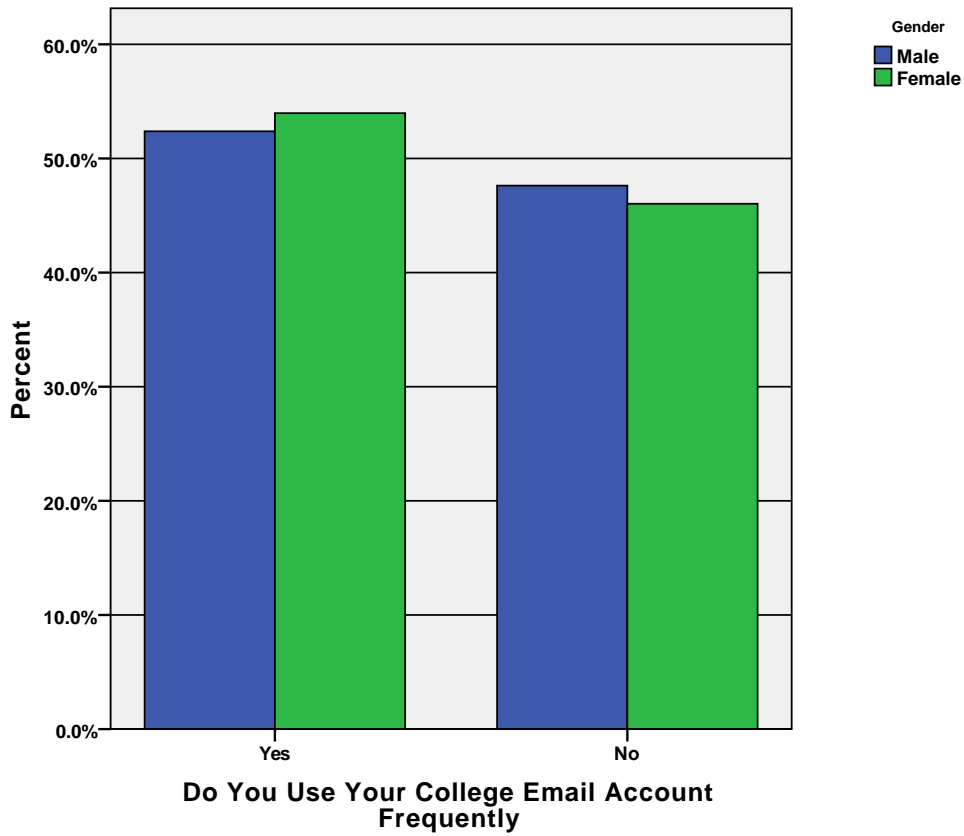
[DataSet1] /Users/wendi/Desktop/MP30_Oklahoma_SPSS.sav



GRAPH
/BAR(GROUPED)=PCT BY custom2 BY gender .

Graph

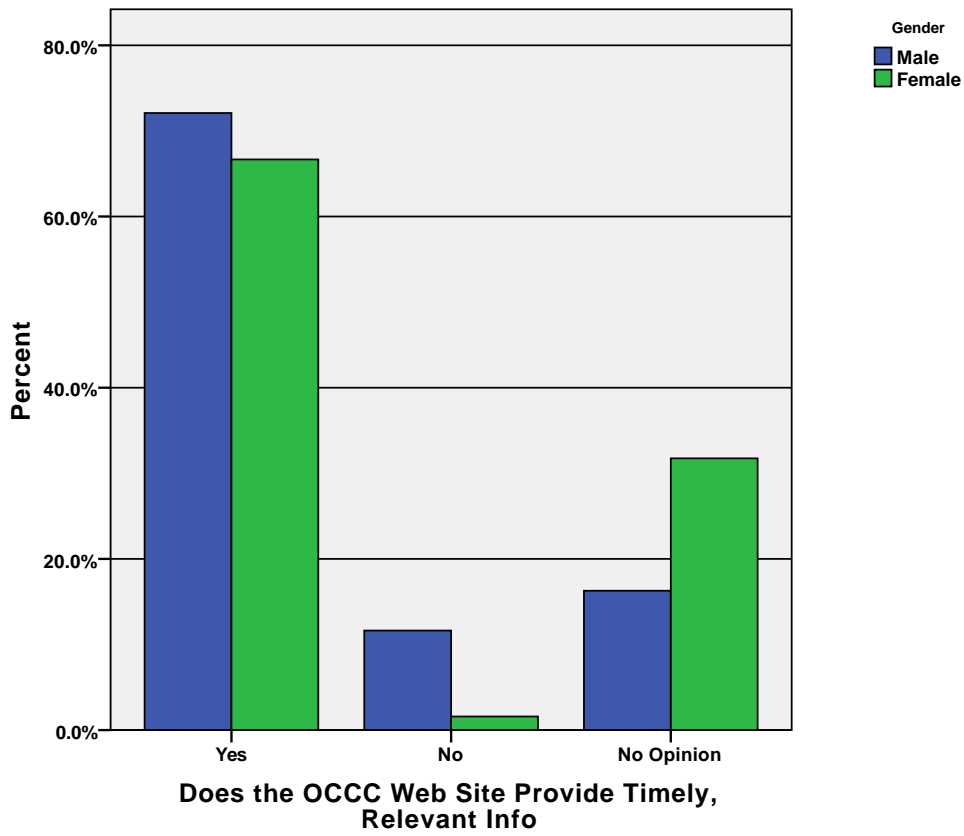
[DataSet1] /Users/wendi/Desktop/MP30_Oklahoma_SPSS.sav



```
GRAPH  
/BAR(GROUPED)=PCT BY custom3 BY gender .
```

Graph

[DataSet1] /Users/wendi/Desktop/MP30_Oklahoma_SPSS.sav



GRAPH
 /BAR(GROUPED)=PCT BY custom4 BY gender .

Graph

[DataSet1] /Users/wendi/Desktop/MP30_Oklahoma_SPSS.sav

