

Meeting of the
OKLAHOMA CITY COMMUNITY COLLEGE BOARD OF REGENTS
August 16, 2010

AGENDA ITEM 9:

Incidental Report on Fiscal Year 2010 Graduation

- The number of graduates in FY2010 was 1281 with 1350 awards as follows:
 - Associates in Arts or Associates in Sciences = 705
 - Associates in Applied Sciences = 430
 - Certificates = 215

- The FY 2010 Graduation Report is attached.

Meeting of the
OKLAHOMA CITY COMMUNITY COLLEGE BOARD OF REGENTS
August 16, 2010

FY 2010 GRADUATION

This report provides demographic and numeric information on the degrees and certificates conferred by Oklahoma City Community College (OCCC) in Summer and Fall 2009 and Spring 2010.

Summary

During FY 2010, one thousand two hundred and eighty-one (1,281) students earned a total of one thousand three hundred and fifty (1,350) degrees and certificates from OCCC. These numbers reflect a 2.9% increase in the number of students earning credentials from the College and a concomitant increase of 2.4% percent in the number of diplomas.

The Class of 2010 is slightly younger (average age is 28.8), somewhat more international (4.5%), and slightly less ethnically diverse (26.5%) than last year's class. The Class of 2010 spent 5.6 years to earn their credential and is predominantly female. Thirty-nine percent (39.2%) of the FY 2010 graduates took at least one developmental course which is two percentage points less than last year.

Of the credentials awarded, seven hundred and five (705) were Associates in Arts or Associates in Sciences, and four hundred and thirty (430) were Associates in Applied Sciences. These numbers reflect a very slight increase in transfer degrees (less than 1%) and a nine percent (9.3%) decrease in AAS degrees. A total of two hundred and fifteen (215) certificates were awarded, which is a fifty percent (50.3%) increase over the previous year.

Average and Median Age of the FY 2010 OCCC Graduates

The average age of the graduates is 28.8 which is slightly younger (0.5 years) than FY 2009. The median age of the graduates is 26 which is a decrease of 0.5 years from FY 2009.

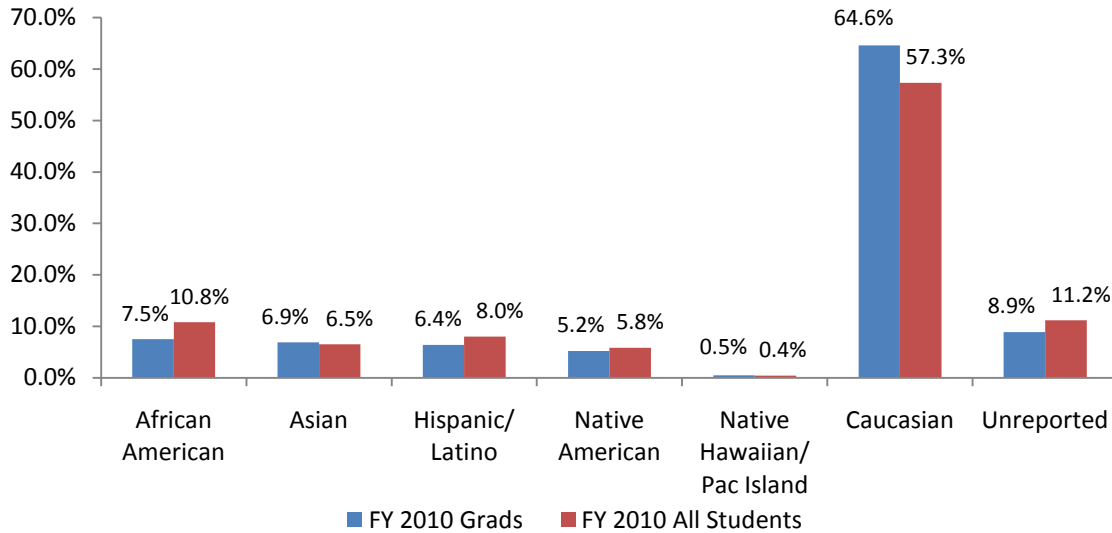
Nationality of International Students in the OCCC Class of 2010

Over four percent (4.5%) of the FY 2010 graduates were international students from eighteen foreign countries. Countries with at least 2 graduates include: Nepal (27), Kenya (8), Cameroon (4), China (4), and Taiwan (2).

Length of Study of FY 2010 OCCC Graduates

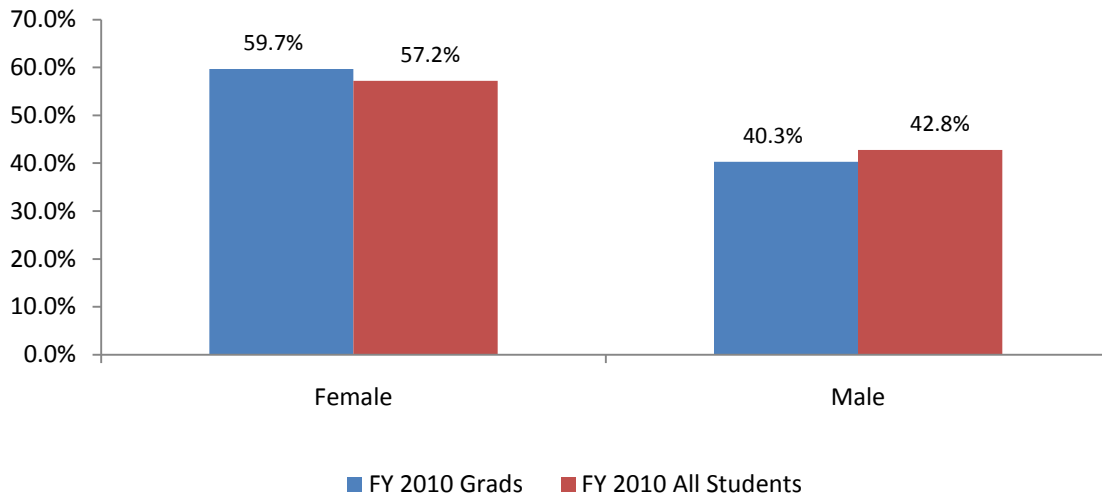
On average, graduates acquired their credentials in 5.6 years, which is a slight longer (0.2 years) from FY 2009 graduates.

Ethnicity of FY 2010 OCCC Graduates Compared to FY 2010 Total Students



The Class of 2010 was less diverse than the student body. The number of students that did not report their ethnicity increased by two percentage points which may have had an impact on the number of ethnic students graduating. The percentage of minority graduates was 26.5 which is a decrease of 1.0 percentage point from FY 2009.

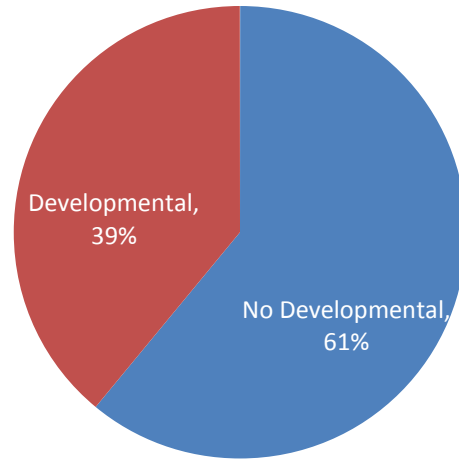
Gender of FY 2010 OCCC Graduates Compared to FY 2010 Total Students



There are more females and fewer males who graduated compared to the FY 2010 student population. The percentage of male graduates increased by 1.6 percentage points from FY 2009.

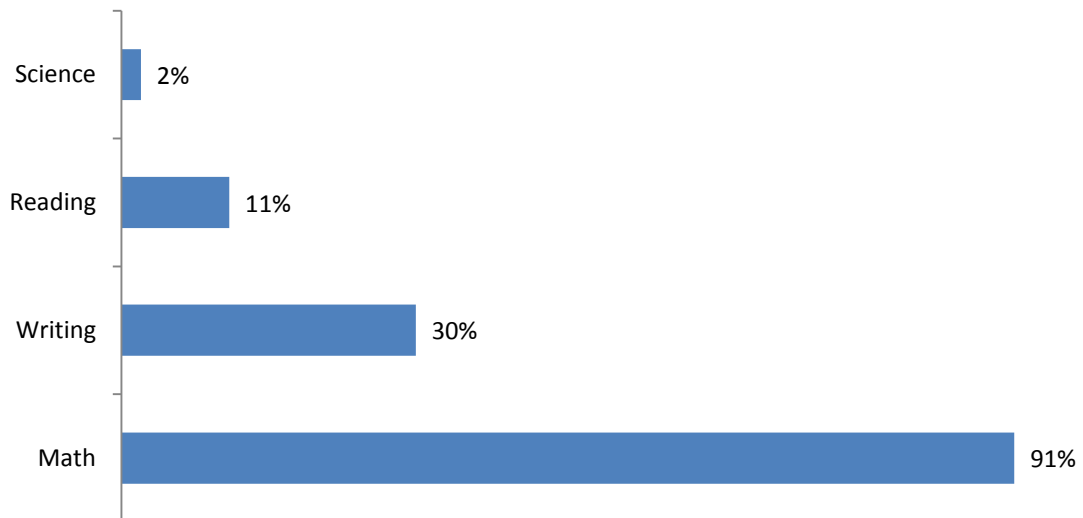
Developmental Coursework for FY 2010 OCCC Graduates

Percent of Graduates Who Took One or More Developmental Courses Prior to Graduation

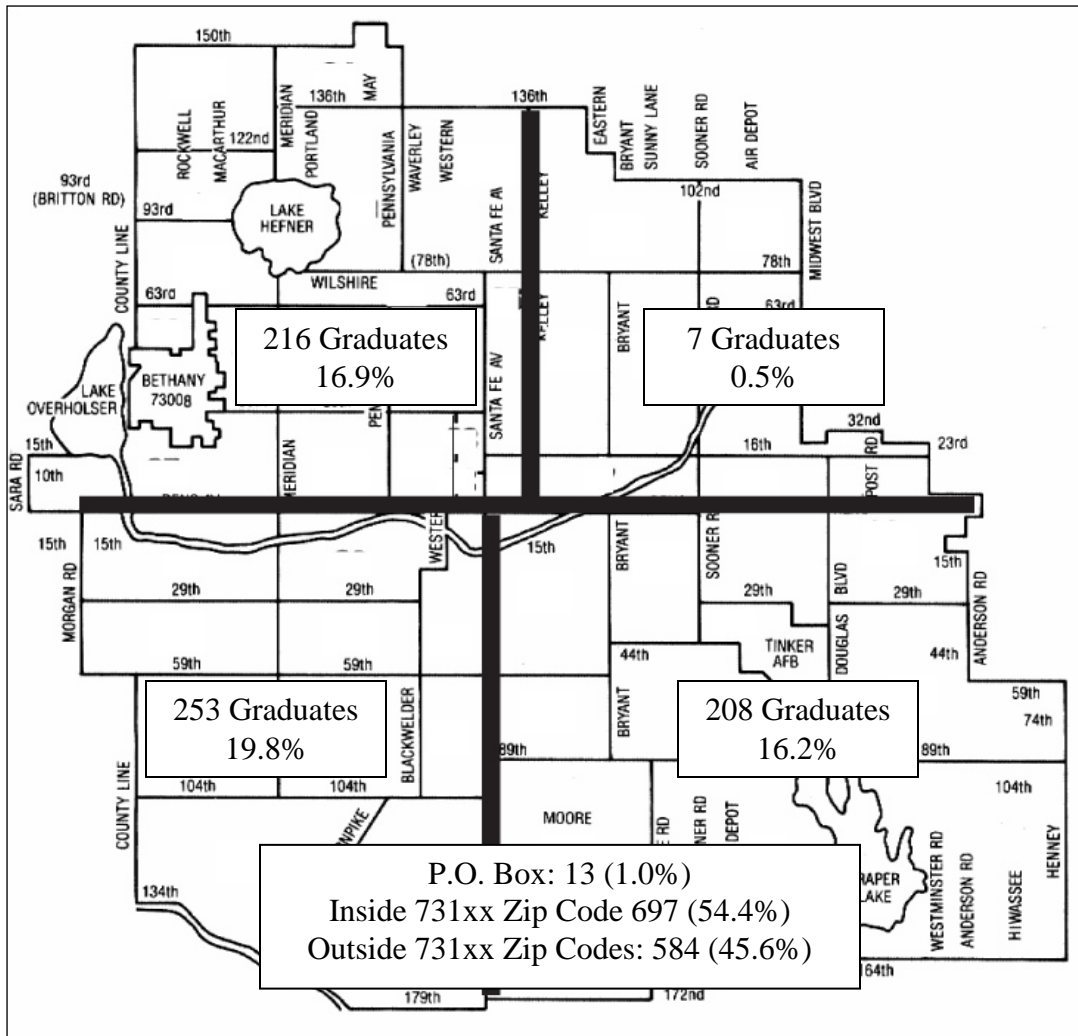


Thirty-nine percent of the FY2010 graduates took one or more developmental courses which is two percentage points less than the FY 2009 graduates.

Area of Developmental Education Required for FY 2010 Graduates Needing Remediation



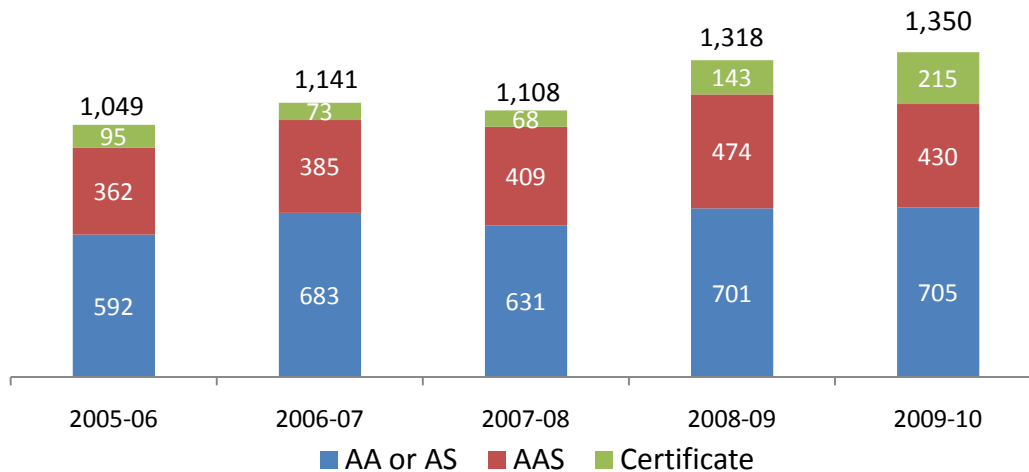
Place of Residence for FY 2010 OCCC Graduates



The cities outside the 731 prefix with at least five FY 2010 graduates include:

Norman	198	15.5%	Noble	12	0.9%
Yukon	66	5.2%	Chickasha	10	0.8%
Edmond	52	4.1%	Bethany	9	0.7%
Mustang	45	3.5%	Guthrie	8	0.6%
Blanchard	30	2.3%	Purcell	8	0.6%
Newcastle	26	2.0%	Washington	6	0.5%
Tuttle	25	2.0%	Choctaw	5	0.4%
Lexington	13	1.0%			

Degrees and Certificates Conferred to FY 2010 OCCC Graduates



Source: Office of Institutional Effectiveness, 7/27/10

Fifty-two percent (52.2%) of the degrees awarded in FY 2010 were designed to transfer to another college or university (AA or AS programs).

The total number of AA and AS degrees awarded increased less than one percent (701 to 705) in FY 2010. The five largest AA or AS degree producing programs for FY 2010 were:

1. Diversified Studies (185)
2. Business (126)
3. Science (80)
4. Psychology (61)
5. Pre-Education (33)

The total number of AAS degrees awarded decreased nine percent (474 to 430) in FY 2010. The five largest AAS degree producing programs for FY 2010 were:

1. Nursing (204)
2. Respiratory Care Therapist (23)
3. Occupational Therapy Assistant (21)
4. Computer Science (20)
5. Physical Therapist Assistant (19)

The total number of certificates awarded increased fifty percent (143 to 215) in FY 2010. The five largest Certificate producing programs for FY 2010 were:

1. Emergency Medical Sciences (120)
2. Computer Science (42)
3. Child Development (13)
4. Computer Aided Design (12)
5. Business-Finance/ Administrative Office Technology (7)