

Meeting of the  
OKLAHOMA CITY COMMUNITY COLLEGE  
February 15, 2010

AGENDA ITEM 6C:

FY 2010 Enrollment Progress Report - Spring

Introduction

This progress report is the last of three enrollment reports for FY 2010 and provides the planned and actual enrollment numbers for the Summer, Fall and Spring semesters.

Data for this report were gathered on February 1, 2010 from UDS reports and the SAS portal and represents those students that were actively enrolled at that time.

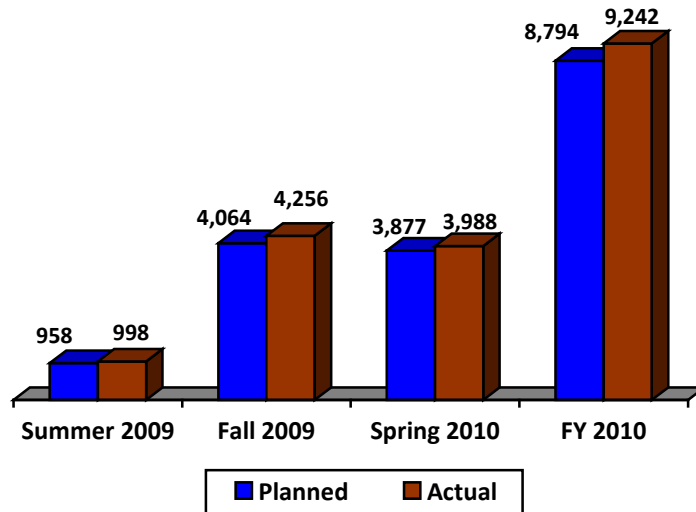
The FY 2010 Plan

The Annual Enrollment Plan is stated in FTE (full-time equivalent is equivalent to 30 credit hours annually). Planned enrollment for FY 2010 is equal to a 7% increase over FY 2009 actual enrollment.

The Planned FTE for FY 2010 is 8,794, and is to be achieved accordingly:

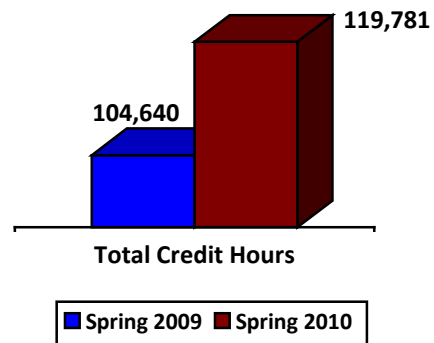
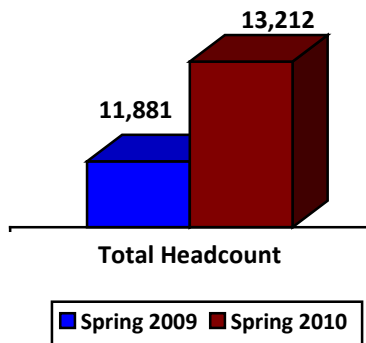
- Summer Planned FTE = 958
- Fall Planned FTE = 4,064
- Spring Planned FTE = 3,877

The chart below provides the plan for each semester and the total for the year and the actual FTE figure for Summer 2009, Fall 2009, and Spring 2010.



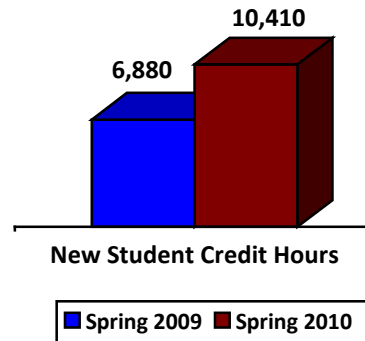
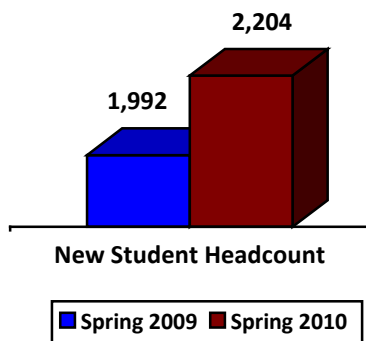
### Spring 2010 Total Headcount and Credit Hours

- Spring 2010 total headcount increased 11.2% over to Spring 2009 (13,212 vs. 11,881).
- Compared to the previous year, total credit hours for Spring 2010 is up 14.5% (119,781 vs. 104,640).
- The average credit hour per student is 9.1 for Spring 2010; which is higher than the 8.8 average credit hour for Spring 2009.



### New Student Headcount and Credit Hours

- Spring 2010 new student headcount increased 10.6% over Spring 2009 (2,204 vs. 1,992).
- Total new student credit hours for Spring 2010 is up, 15.5% (18,625 vs. 16,128) compared to the previous Spring semester.
- The average credit hour per new student is 8.5 for Spring 2010 compared to 8.1 for Spring 2009.



## Returning Student Headcount and Credit Hours

- The number of returning students in Spring 2010 increased 11.3% over Spring 2009 (11,008 vs. 9,889).
- Total returning student credit hours for Spring 2010 is up 14.3% (101,156 vs. 88,512) compared to the previous Spring semester.
- The average number of credit hours in Spring 2010 for returning student is 9.2 compared to 9.0 for Spring 2009.

