

Meeting of the
OKLAHOMA CITY COMMUNITY COLLEGE BOARD OF REGENTS
August 17, 2009

AGENDA ITEM 11:

FY 2009 GRADUATION REPORT

This report provides demographic and numeric information on the degrees and certificates conferred by Oklahoma City Community College (OCCC) in Summer and Fall 2008 and Spring 2009.

Summary

During FY 2009, one thousand two hundred and forty-five (1245) students earned a total of one thousand three hundred and eighteen (1318) degrees and certificates from OCCC. These numbers reflect a fifteen percent (15%) increase in the number of students earning credentials from the College and a concomitant increase of nineteen percent (19%) in the number of diplomas.

The Class of 2009, is a bit older (average age is 29.3), somewhat more international (3.6%), and slightly more ethnically diverse (27.5%) than last year's class. Similar to last year, the Class of 2009 spent 5.4 years to earn their credential and is predominantly female. Forty-one percent (41%) of the FY 2009 graduates took at least one developmental course which is 10 percentage points fewer than last year.

Of the credentials awarded, seven hundred and one (701) were Associates in Arts or Associates in Sciences, four hundred and seventy-four (474) were Associates in Applied Sciences. These numbers reflect an eleven percent (11%) and sixteen percent (16%) increase respectively. A total of one hundred and forty-three (143) certificates were awarded, which is a one hundred and ten percent (110%) increase over the previous year.

Average and Median Age of the FY 2009 OCCC Graduates

The average age of the graduates is 29.3 which is slightly higher (0.1) than FY 2008. The median age of the graduates is 26.5 which is an increase of 0.5 years over FY 2008.

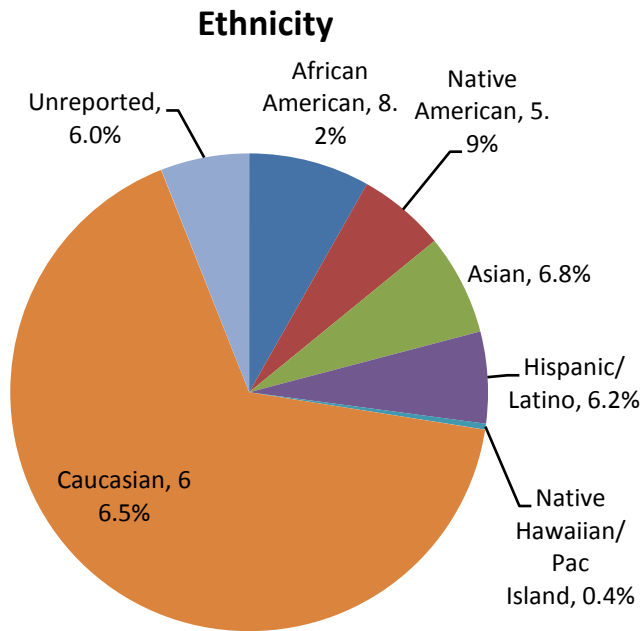
Nationality of International Students in the OCCC Class of 2009

Four percent (3.6%) of FY 2009 graduates were international students from nine-teen foreign countries. Countries with at least 2 graduates include: Nepal (14), Kenya (6), Pakistan (4), Cameroon (3), China, Vietnam, and South Korea (2).

Length of Study of FY 2009 OCCC Graduates

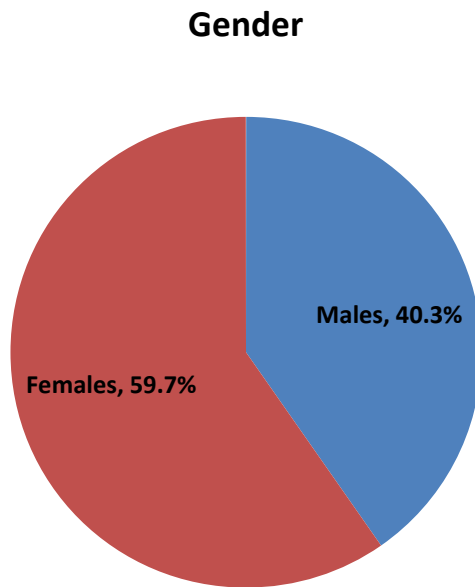
On average, graduates acquired their credentials in 5.4 years, which is the same as in FY 2008.

Ethnicity of FY 2009 OCCC Graduates



The percentage of minority graduates was 27.5 which is an increase of 0.3 percentage points over FY 2008.

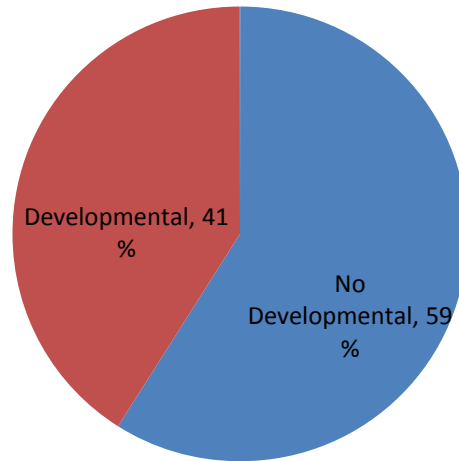
Gender of FY 2009 Oklahoma City Community College Graduates



The percentage of male graduates increased by 5.5 percentage points from FY 2008.

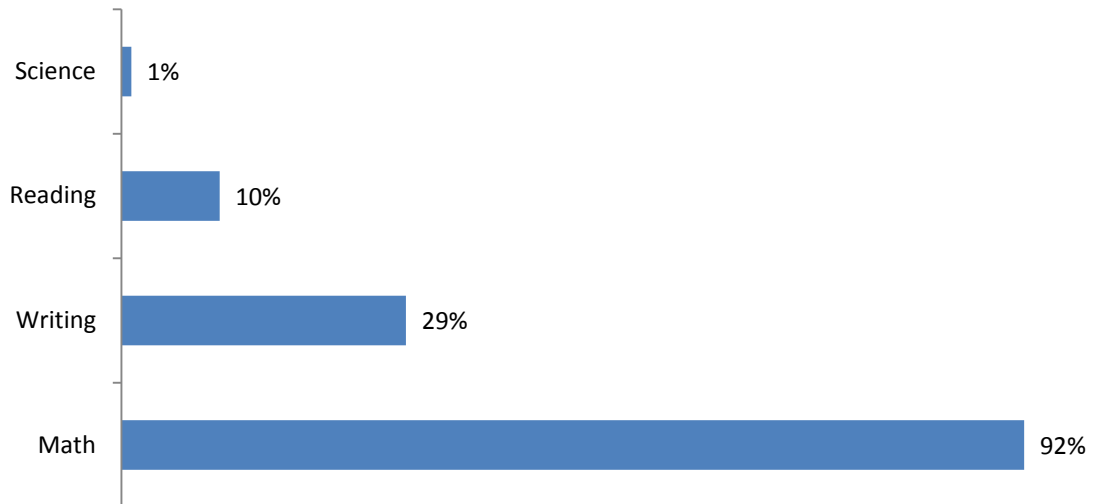
Developmental Coursework for FY 2009 OCCC Graduates

Percent of Graduates Who Took One or More Developmental Courses Prior to Graduation

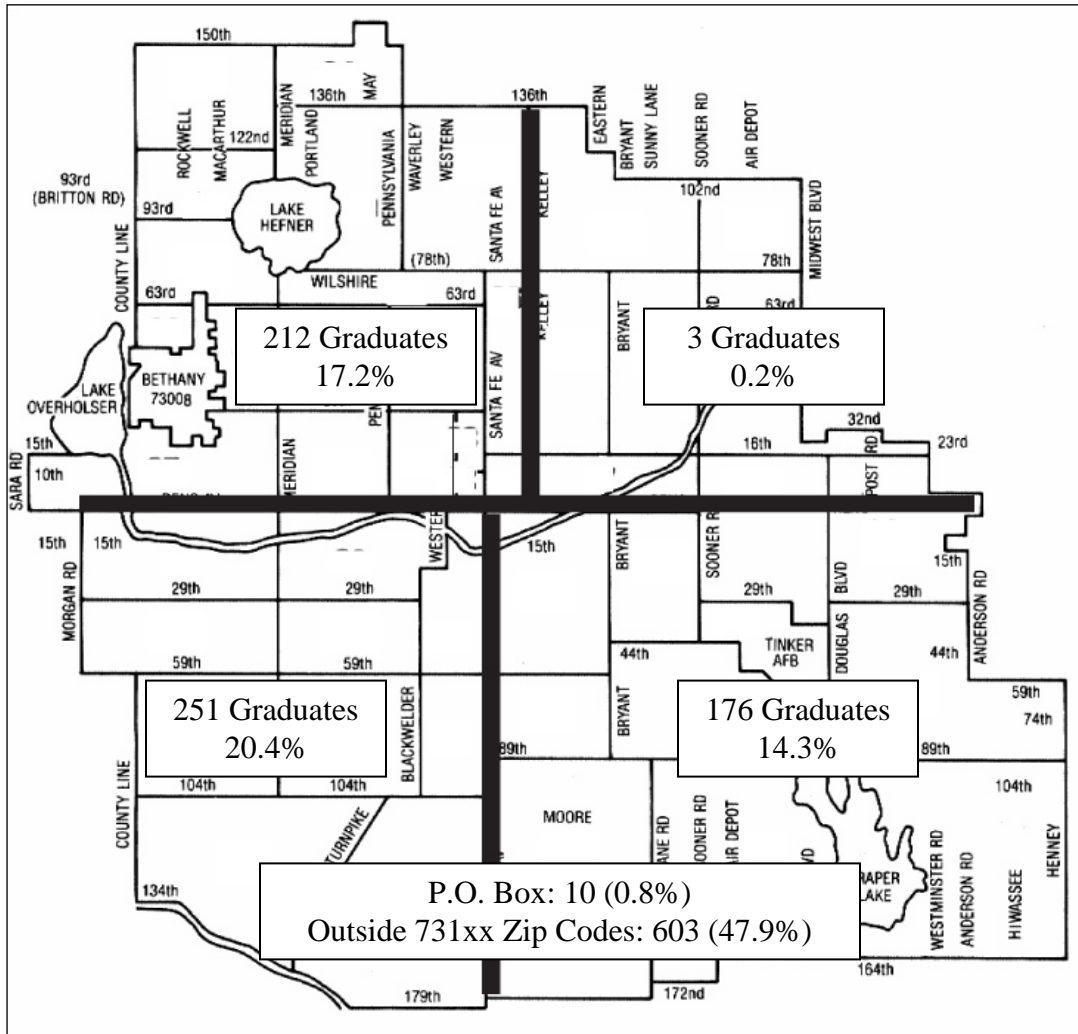


Graduates who took developmental courses accounted for 10 percentage points less of total graduates compared to FY 2008.

Area of Developmental Education Required for FY 2009 Graduates Needing Remediation



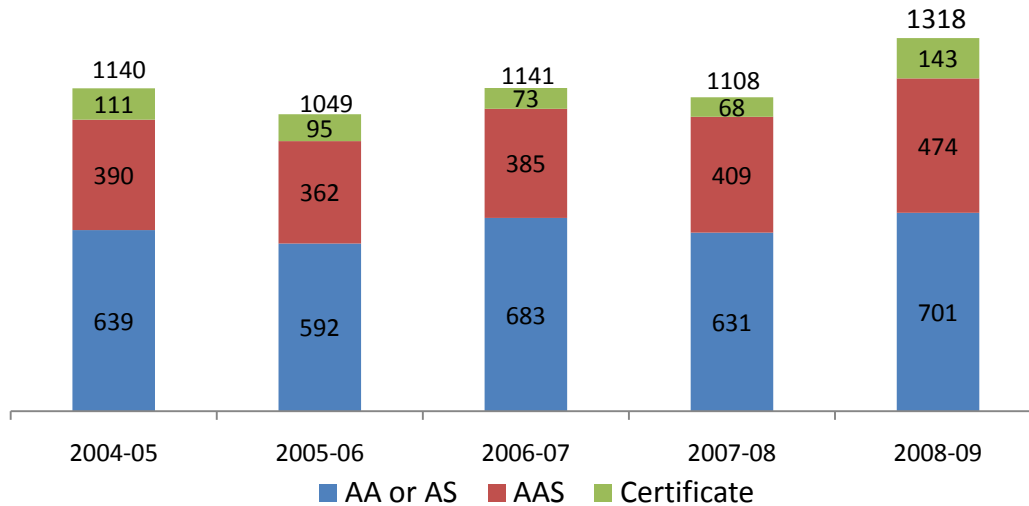
Place of Residence for FY 2009 OCCC Graduates



The cities with at least 5 FY 2009 graduates include:

Norman	188	15.3%	Lindsay	11	0.9%	Altus	3	0.2%
Yukon	58	4.7%	Lexington	11	0.9%	El Reno	3	0.2%
Edmond	42	3.4%	Purcell	9	0.7%	Pauls Valley	2	0.2%
Mustang	39	3.2%	Shawnee	7	0.6%	Spencer	2	0.2%
Blanchard	37	3.0%	Newalla	7	0.6%	Lawton	2	0.2%
Tuttle	21	1.7%	Goldsby	6	0.5%	Enid	2	0.2%
Chickasha	17	1.4%	Choctaw	6	0.5%	Duncan	2	0.2%
Noble	14	1.1%	Guthrie	6	0.5%	Amber	2	0.2%
Newcastle	14	1.1%	Harrah	4	0.3%	Mcloud	2	0.2%
Bethany	12	1.0%	Piedmont	3	0.2%			

Degrees and Certificates Conferred to FY 2009 OCCC Graduates



Source: Office of Institutional Effectiveness, 7/24/09

Fifty-three percent (53.2%) of the degrees awarded in FY 2009 were designed to transfer to another college or university (AA or AS programs).

The total number of AA and AS degrees awarded increased eleven percent (11%) to 701 in FY 2009. The five largest AA or AS degree producing programs for FY 2009 were:

1. Diversified Studies (185)
2. Business (133)
3. Psychology (75)
4. Science (67)
5. Sociology (35)

The total number of AAS degrees awarded increased sixteen percent (16%) to 474 in FY 2009. The five largest AAS degree producing programs for FY 2009 were:

1. Nursing (207)
2. Computer Science (26)
3. Respiratory Care Therapist (24)
4. Aviation Maintenance Technology (22)
5. Physical Therapist Assistant (21)

The total number of certificates awarded increase one hundred and ten percent (110%) to 143 in FY 2009. The five largest Certificate producing programs for FY 2009 were:

1. Emergency Medical Sciences (54)
2. Computer Science (52)
3. Child Development (19)
4. Computer Aided Design (6)
5. Business-Finance/ Administrative Office Technology (2)