

Meeting of the  
OKLAHOMA CITY COMMUNITY COLLEGE BOARD OF REGENTS  
August 20, 2007

AGENDA ITEM 14:

Report on the College END: “Student Success: Oklahoma City Community College students achieve their individual educational aspirations” – FY 2007 Graduation Report

- The FY2007 Graduation Report includes data related to the following areas:
  - number of degrees and certificates conferred over the past five years (as reported by OSRHE) and those awarded for FY 2007 (as of July 26, 2007),
  - gender and ethnicity of 2007 graduates,
  - developmental course work of 2007 graduates, and
  - place of residence of 2007 graduates.

**Oklahoma City Community College  
Annual Monitoring Report, 2007**

**FY 2007 GRADUATION REPORT**

**Introduction**

- This report on Graduation is one of six reports related to the College END “Oklahoma City Community College students achieve their individual educational aspirations.”
- This report provides demographics as well as numeric information on the degrees and certificates conferred by the College in Summer and Fall 2006 and Spring 2007.

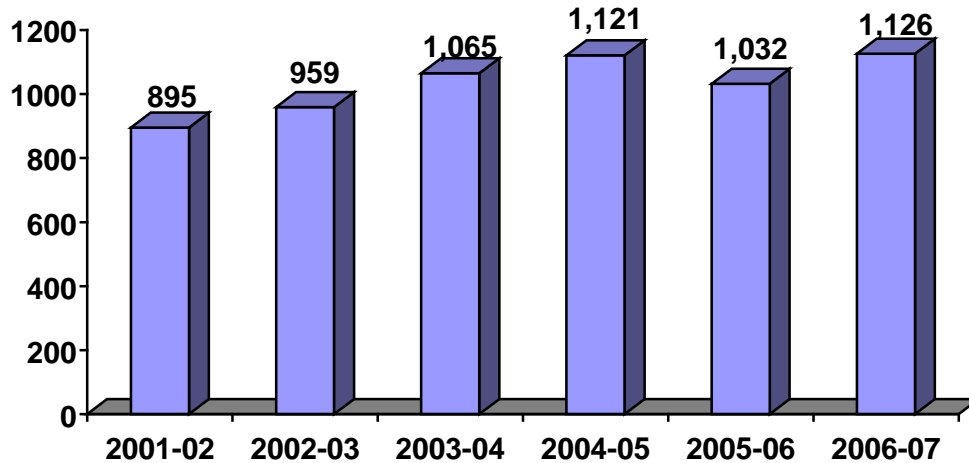
**Summary**

Based on the number of degrees and certificates conferred in Summer 2006, Fall 2006, and Spring 2007, the number of degrees awarded in FY 2007 increased 9.1 % over the previous year.

- Almost 60% of the 2007 graduates are female.
- The median length of time to degree was 3.5 years.
- The percentage of minority graduates increased from 23% of the total in 2006 to 26% of the total in 2007. This number is now approaching the percentage of minorities in the overall student population, which runs 28-29%.
- Forty-five percent (45%) of the 2007 graduates took at least one developmental class.
- Almost 8% of the 2007 graduates are international students.

## Degrees and Certificates Conferred

### Oklahoma City Community College Number of Degrees & Certificates Conferred



Source: 2001-2006 data from OSRHE; 2007 data from OCCC Office of Institutional Research

Fifty-nine percent (59.2%) of the degrees awarded in FY 2007 were designed to transfer to another college or university (Associates in Arts or Associate in Science degree programs).

The five largest AA or AS degree producing programs in FY 2007 were:

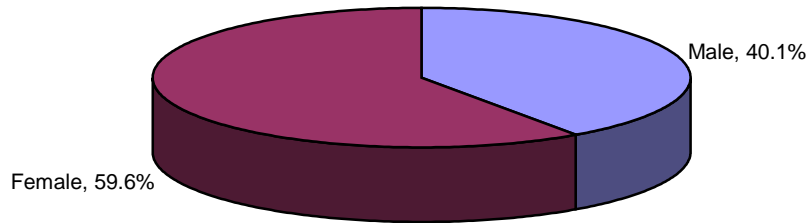
1. Diversified Studies (208)
2. Business (114)
3. Psychology (78)
4. Science (72)
5. Journalism & Broadcasting (32)

The remaining degrees and certificates (40.8%) were in areas considered to be immediate job entry (Associates in Applied Sciences degree programs).

The five largest AAS degree producing programs in FY 2007 were:

1. Nursing (134)
2. Computer Science (40)
3. Child Development (25)
4. Graphic Communication (25)
5. Respiratory Care Therapist Assistant (26)

### Gender of FY 2007 Oklahoma City Community College Graduates



Source: OCCC Office of Institutional Research

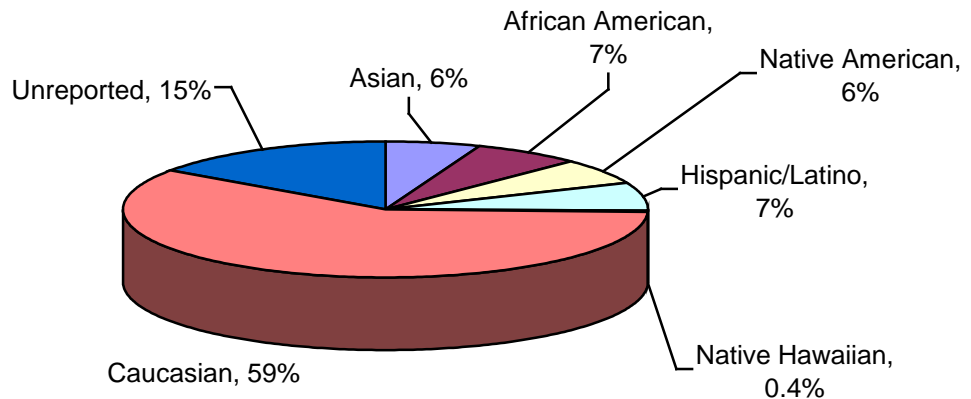
Male graduates, as a percentage of the total, increased by 2 percentage points over FY2006.

### Median Age and Length of Study of FY 2007 Oklahoma City Community College Graduates

The average age of the graduates is 29, and the median age is 25.

On average, it took just over 5 years for the 2007 graduates to earn their credentials. The median length of time to degree was 3.5 years in 2007 compared to 4.0 years in 2006.

### Ethnicity of FY 2007 Oklahoma City Community College Graduates

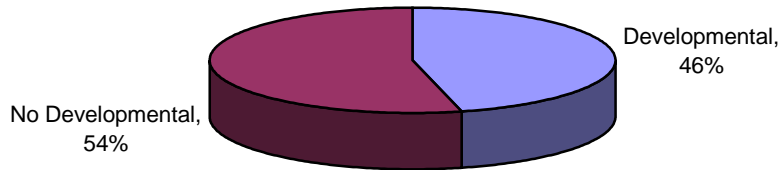


Source: OCCC Office of Institutional Research

The percentage of minority graduates increased from 23% of the total in 2006 to 26% of the total in 2007. This number is now approaching the percentage of minorities in the overall student population, which runs 28-29%

**Developmental Coursework for FY 2007 Oklahoma City Community College Graduates**

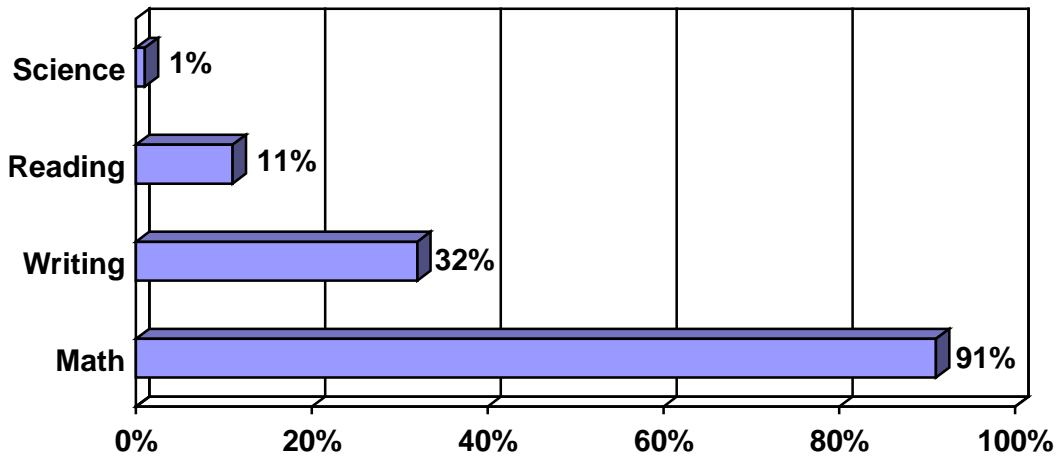
**Percent of Graduates Who Took One or More Developmental Courses Prior to Graduation**



Source: OCCC Office of Institutional Research

Graduates who took developmental courses accounted for 5 percentage points more of total graduates compared to FY2006.

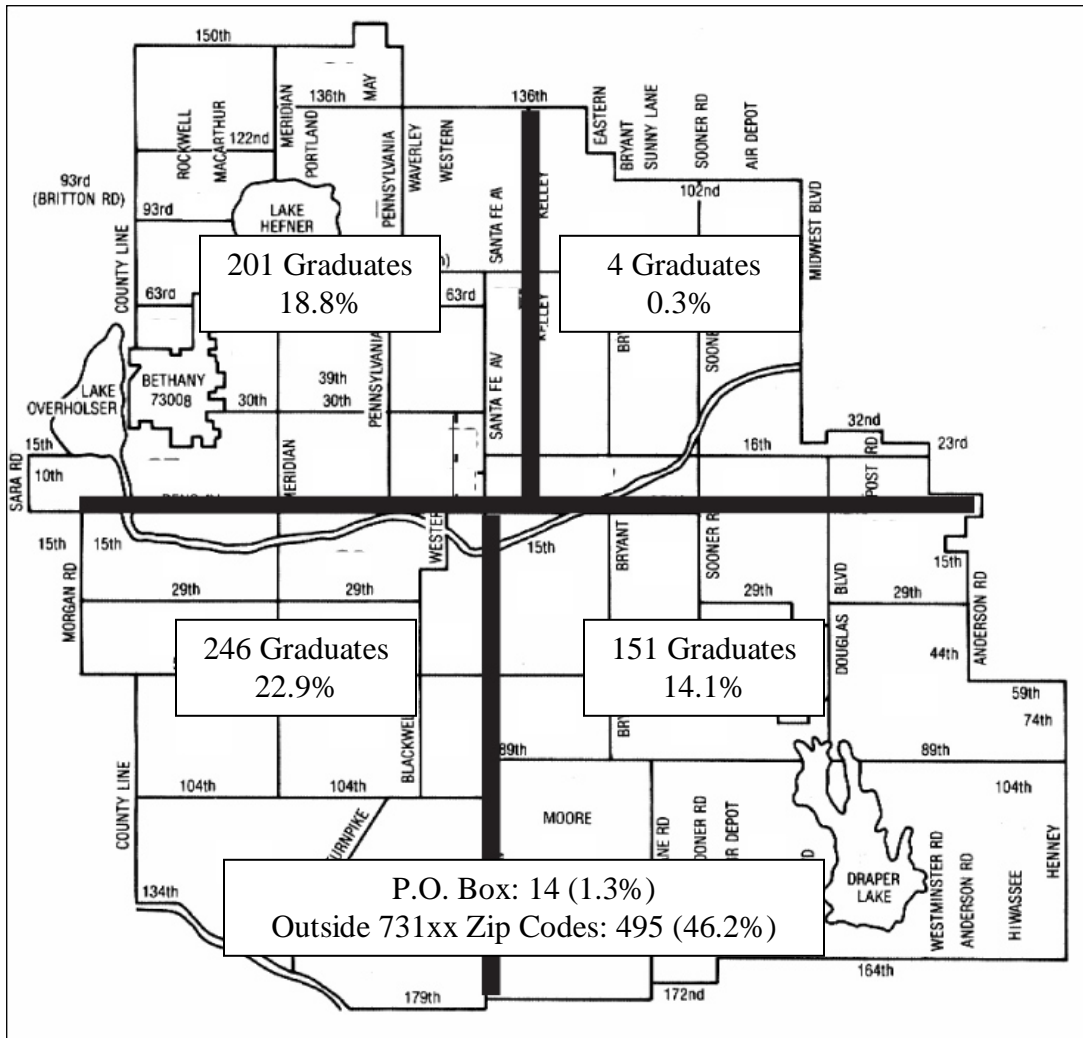
**Area of Developmental Education Required for FY 2007 Graduates Needing Remediation**



Source: OCCC Office of Institutional Research

**Place of Residence for FY 2007 Oklahoma City Community College Graduates**

Residence of FY 2007 Graduates (731xx Zip Code)



Okla. City	490	45.7%	Bethany	10	0.9%
Norman	165	15.4%	Purcell	10	0.9%
Moore	94	8.8%	Nobel	9	0.8%
Edmond	45	4.2%	Del City	6	0.6%
Yukon	41	3.8%	Washington	6	0.6%
Mustang	30	2.8%	Chickasha	5	0.5%
Blanchard	23	2.1%	Harrah	5	0.5%
Midwest City	21	2.0%	Lexington	5	0.5%
Tuttle	12	1.1%	Choctaw	5	0.5%
New Castle	11	1.0%	Other Cities	79	7.4%

Eight percent of FY 2007 graduates were international students (N=88). Twenty-eight foreign countries were represented among the FY 2007 graduates. Countries with at least 4 graduates include: India (10); Pakistan (9); Mexico and Vietnam (8); Columbia (6); Kenya (5); and Bangladesh, Cameroon, China, and Nigeria (4).