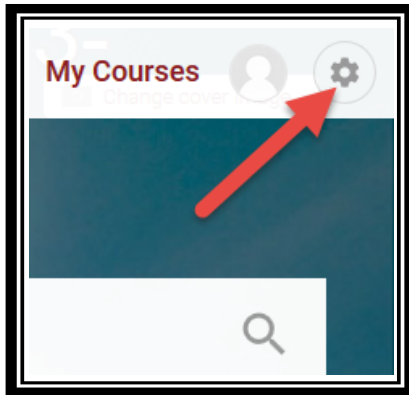
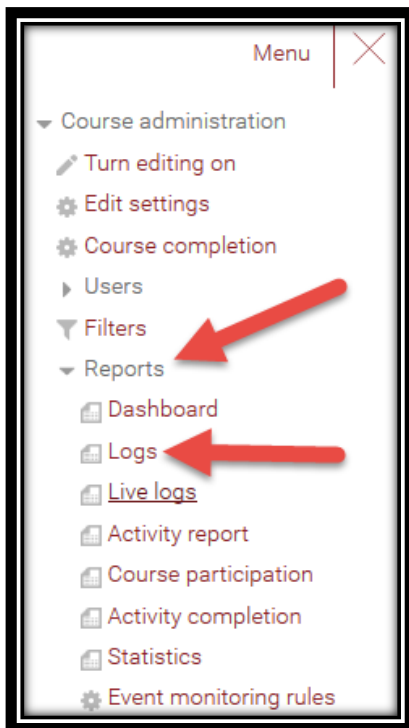


Using Logs to Verify Student Course Access

The Logs in Moodle are a great tool to quickly verify when or if a student has viewed a specific resource or completed a specific activity. To access the Logs, open the **Admin menu** in the upper right.



In this menu, click the **Reports** heading to expand it, and select **Logs**.



This will load the **Logs** page, which displays several dropdown menus. These menus allow seven options to be set which narrow the returned results when the logs are run.



The screenshot shows the Moodle interface for the 'My Moodle Course' logs page. At the top, there is a breadcrumb trail: 'Home / My Moodle Course. / Reports / Logs'. Below this is a header with the text 'My Moodle Course' and a subtitle 'Choose which logs you want to see:'. The main area contains several dropdown menus and a button, each with a red numbered callout:

- 1**: Points to the 'My Moodle Course' dropdown menu.
- 2**: Points to the 'All participants' dropdown menu.
- 3**: Points to the 'All days' dropdown menu.
- 4**: Points to the 'All activities' dropdown menu.
- 5**: Points to the 'All actions' dropdown menu.
- 6**: Points to the 'Educational level' dropdown menu.
- 7**: Points to the 'Standard log' dropdown menu.

A yellow button labeled 'Get these logs' is located below the dropdown menus.

1. Course: The course you wish to view the logs for can be set here.

2. All Participants/Specific User: This menu can be used to load information for all students, or, by selecting a specific student, load information for that student only.

3. Specific Date/ All days: This menu can be used to select a specific date from which information should be shown, or for All Days.

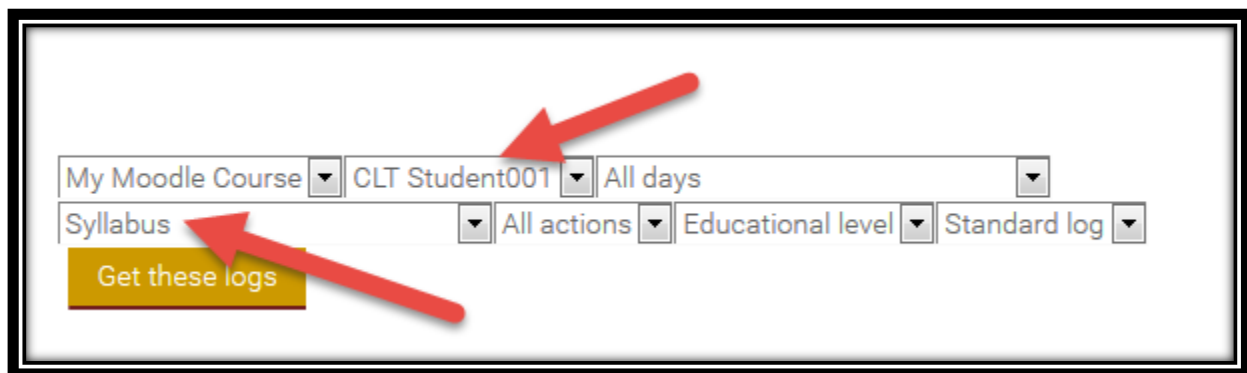
4. All activities / Specific activities: This menu can be used to display information pertaining to all activities and resources in the course, or if a specific activity/resource is selected, for just that activity.

5. Actions: This menu can be used to narrow displayed information by the following actions which created the log entry: **All actions** will show every log entry dependent on the other set criteria. **View** will show course, activity, and resource views. **Create** will show when resources and activities have been added by the instructor, and discussion posts or assignment submissions have been added by anyone. **Update** will show any settings changes to resources or activities made by instructors, as well any edits made to forum posts by anyone. **Delete** shows when any activities and resources were deleted by the instructor, as well as deleted quiz submissions and forum posts. By default, this menu is set to All actions when the page is loaded.

6. Educational Level: This displays information about **Teaching** or **Participating** actions in the course. If left at the **Educational level** it will display both. This is generally the recommended option.

7. Standard log: The standard log displays more information than the **Legacy log** and is recommended in most cases.

By adjusting these options, it is possible to find very specific info. For example, to quickly find out whether a specific student (CLT_Student001 in this case) has viewed the Course Syllabus, these options should be set as:

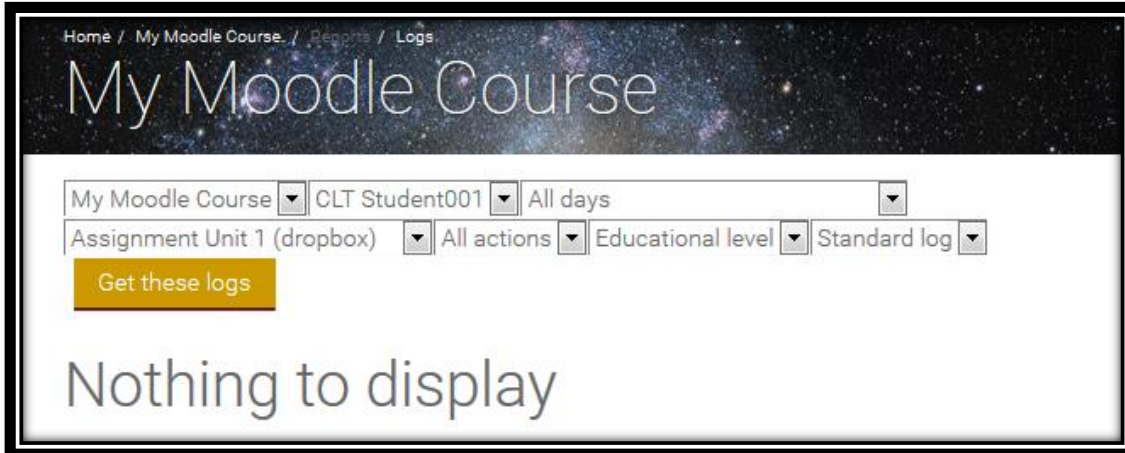


Here the particular student is selected in the user menu, and the Syllabus is selected in the activity menu. The other options are left at the default settings. Clicking **Get these logs** displays the following:

Time	User full name	Affected user	Event context	Component	Event name	Description	Origin	IP address
22 Sep, 15:35	CLT Student001	-	Page: Syllabus	Page	Course module viewed	The user with id '1002' viewed the 'page' activity with course module id '135176'.	web	164.58.66.130
22 Sep, 15:35	CLT Student001	CLT Student001	Page: Syllabus	Moodlerooms, Inc.	Course module viewed	User with id 1002 viewed page activity with course module id 135176	web	164.58.66.130

Here it is shown that CLT_Student001 viewed the Syllabus on September 22, at 15:35.

If CLT_Student001 had not viewed the Syllabus, this would be displayed:



Home / My Moodle Course / Reports / Logs

My Moodle Course

My Moodle Course | CLT Student001 | All days

Assignment Unit 1 (dropdown) | All actions | Educational level | Standard log

Get these logs

Nothing to display

The process to find information about when a student submitted an assignment, posted to a forum, or attempted/submitted a quiz is done as shown above by selecting the desired student, date, and activity in the corresponding menus. The different activity types will, however, return some slightly different information.

For Forums:

22 Sep, 16:20	CLT Student001	-	Advanced Forum: Unit 1 Discussion Forum	Advanced Forum	Discussion created	The user with id '1002' has web created the discussion with id '633' in the forum with the course module id '135182'.
---------------------	-------------------	---	--	-------------------	-----------------------	---

For Assignments:

22 Sep, 16:22	CLT Student001	<u>CLT</u> <u>Student001</u>	Assignment: Assignment Unit 1 (dropdown)	File submissions	Submission created.	The user with id '1002' web created a file submission and uploaded '1' file/s in the assignment with course module id '135326'.
---------------------	-------------------	---------------------------------	--	---------------------	------------------------	---

For Quizzes:

22 Sep, 16:23	CLT Student001	CLT Student001	Quiz: Unit 1 Exam	Quiz	Quiz attempt submitted	The user with id '1002' has submitted the attempt with id '86138' for the quiz with course module id '135184'.	web	164.58.66.130
22 Sep, 16:23	CLT Student001	CLT Student001	Quiz: Unit 1 Exam	Quiz	Quiz attempt summary viewed	The user with id '1002' has viewed the summary for the attempt with id '86138' belonging to the user with id '1002' for the quiz with course module id '135184'.	web	164.58.66.130
22 Sep, 16:23	CLT Student001	CLT Student001	Quiz: Unit 1 Exam	Quiz	Quiz attempt viewed	The user with id '1002' has viewed the attempt with id '86138' belonging to the user with id '1002' for the quiz with course module id '135184'.	web	164.58.66.130
22 Sep, 16:23	CLT Student001	CLT Student001	Quiz: Unit 1 Exam	Quiz	Quiz attempt started	The user with id '1002' has started the attempt with id '86138' for the quiz with course module id '135184'.	web	164.58.66.130

If you have any questions about using the logs in Moodle or need assistance please contact the CLT at 405.682.7838.