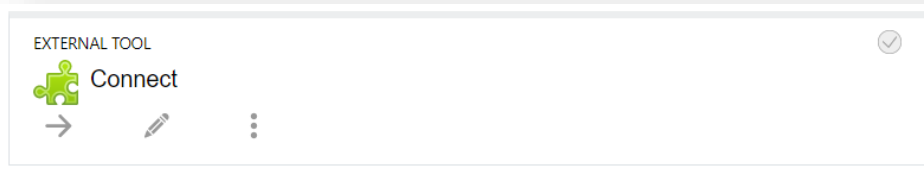
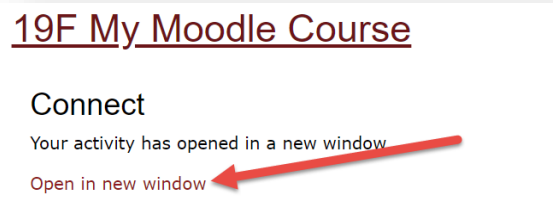


Connecting Connect and Moodle when Importing a Master Course

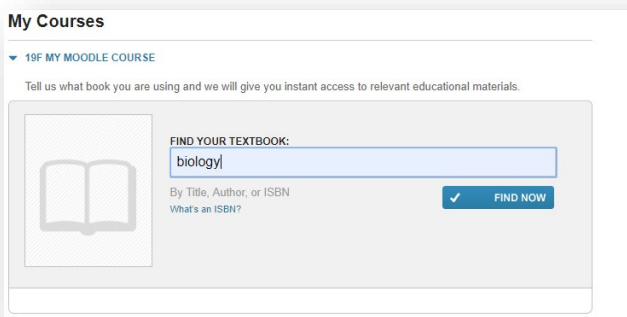
If you have imported content from a Master Course that already has Connect setup in Moodle, you will need to sync your Moodle section to your Connect section. In your section, locate the Connect external tool activity.



Open this activity by clicking on its name. It will open in a new window. If you are using a pop-up blocker and a new window does not open automatically, select the **Open in a new window** link on the page.







Once the Connect page loads, you will be prompted to find your textbook.



Use the menu to find the textbook for your course. Once you are sure you've located the correct edition, use the **Select** button to choose it.

Results:


 <p>ONboard for AP Biology (V2) SCOREBOARD for AP Biology (V.2)</p> <p>ONBOARD FOR AP BIOLOGY (V2) SCOREBOARD FOR AP BIOLOGY (V.2) 2e</p> <p>Advisory Board</p> <p>2017 © McGraw-Hill, Inc.</p> <p>ISBN-10: 002132509x</p> <p>ISBN-13:</p>	 <p>ESSENTIALS OF BIOLOGY 5e</p> <p>MADER</p> <p>2017 © McGraw-Hill, Inc.</p> <p>ISBN-10: 1259948323</p> <p>ISBN-13: 9781259948329</p>	 <p>LEARNSMART LABS ESSENTIALS OF BIOLOGY 5e</p> <p>MADER</p> <p>2017 © McGraw-Hill, Inc.</p> <p>ISBN-10: 125994834X</p> <p>ISBN-13: 9781259948343</p>	 <p>UNDERSTANDING BIOLOGY WITH LEARNSMART LABS 2e</p> <p>Mason</p> <p>2018 © McGraw-Hill, Inc.</p> <p>ISBN-10: 1259977536</p> <p>ISBN-13: 9781259977534</p>
--	--	--	--


SELECT SELECT SELECT SELECT

With your textbook selected, use the **Connect** button to continue.

My Courses

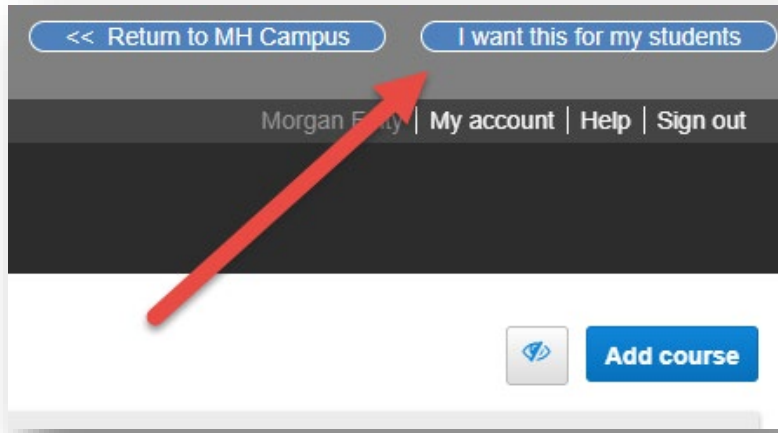
▼ 19F MY MOODLE COURSE

 <p>ESSENTIALS OF BIOLOGY 5e</p> <p>MADER</p> <p>2017 © McGraw-Hill, Inc.</p> <p>ISBN-10: 1259948323</p> <p>ISBN-13: 9781259948329</p> <p>(not your book?)</p>	<p>CUSTOMIZE</p>
--	-------------------------

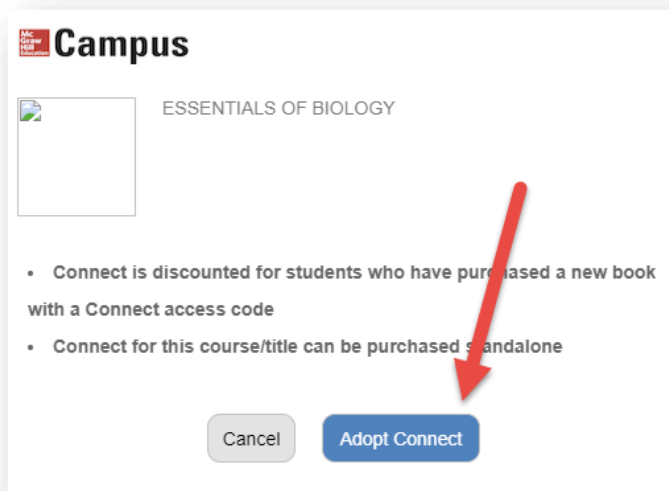


At this point, you may need to complete a brief, one-time account setup.

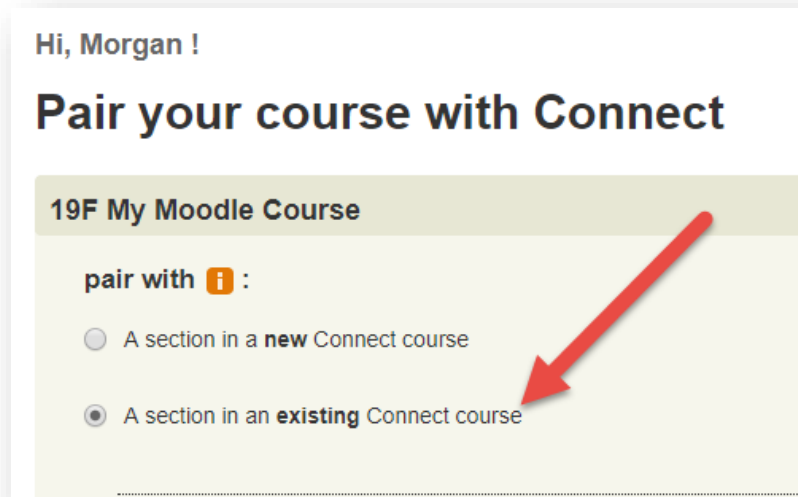
Once finished, select **I want this for my students** in the upper right.



On the confirmation window that loads, select **Adopt Connect**.



Next, choose to pair **A section in an existing Connect course.**



Hi, Morgan !

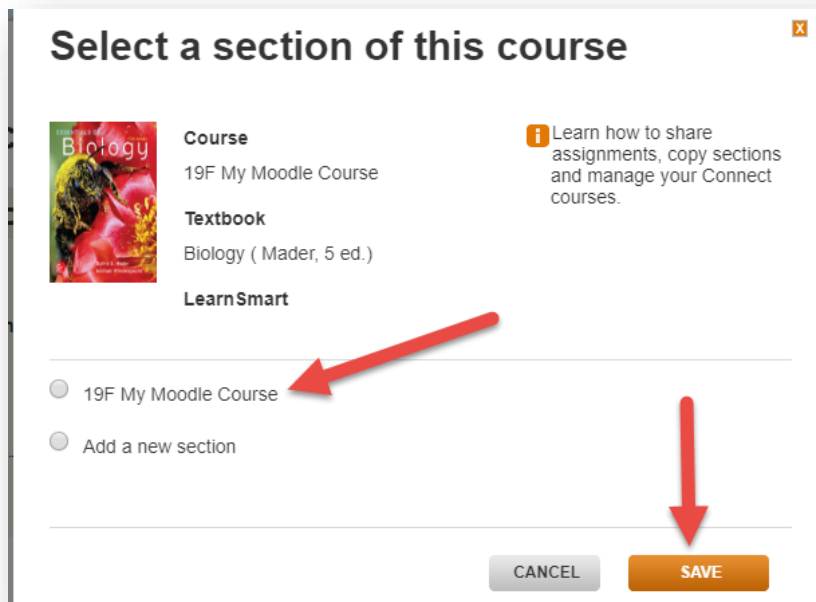
Pair your course with Connect

19F My Moodle Course

pair with **i** :

- A section in a **new** Connect course
- A section in an **existing** Connect course

Select the name of your course, then **Save.**



Select a section of this course

i Learn how to share assignments, copy sections and manage your Connect courses.

Course
19F My Moodle Course

Textbook
Biology (Mader, 5 ed.)

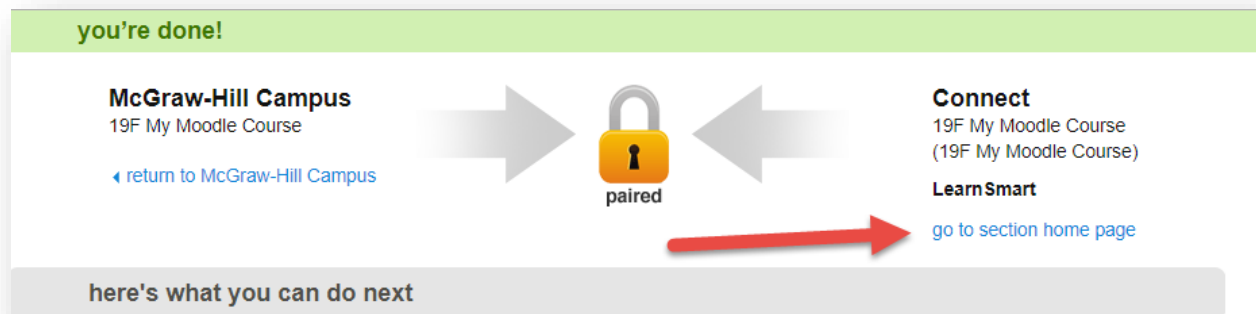
Learn Smart

- 19F My Moodle Course
- Add a new section

CANCEL SAVE

And that's it! Your course is now paired with Connect!

At this point you can begin adding your Connect assignments. You can access the Connect section from the **go to section home page** link.



Setup your Connect section as you normally would. Any assignments created here can be synced to your Moodle gradebook. **Do not manually set up any categories or grade items for your Connect activities in your Moodle gradebook. These will be created for you automatically as part of the syncing process.**

Some additional things to consider:

When the Connect grades are moved to Moodle via the Sync Process, a new category will be created with Natural aggregation and will calculate grades based on points by default.

A LearnSmart category will be created for LearnSmart Activities.

A Question Bank category will be created for the Question Bank Activities.

A File attachment category will be created for each file attachment assignment.

If your gradebook is set to calculate using weights, this **must be** manually adjusted by the instructor of the course **after the first grade sync** for each activity type. Using points (Natural) aggregation will not require additional setup.

Connect activities will not display in the Moodle gradebook until the activity has been completed and graded in Connect and synced with Moodle.

If a grade is changed in Connect or Moodle, the grade item will no longer sync when grades are synced from Connect to Moodle.