



Academic Affairs Faculty and
Professional Staff Meeting

Ms. Kim Jameson
Interim Vice President for
Academic Affairs



President Jerry Steward

Welcome Video

Dr. Jeremy Thomas
Provost and Vice President for
Student Affairs

Welcome Video

Ms. Kim Jameson
Interim Vice President for
Academic Affairs



Sarah Baker

*Professor of Speech-Language Pathology
Assistant*

Division of Health Professions



Michelle Cole

Professor of Biology

Division of Science, Engineering, and
Mathematics



Bruce Cook

Professor of Psychology

Division of Social Sciences



John Goulden

Professor of Computer Science

Division of Business and Information Technology



Stacie Warner

Professor of English

Division of Arts, English, and Humanities



Spring Success Data

Overall Success Rate 20SP	Enrollments	Percent
Successful	22,497	78.4%
Unsuccessful	6,188	21.6%
Grand Total	28,685	100.0%

Updates on 8-week classes

- Students enrolling in more courses
- Students enrolling in early and late 8-week
- Flexibility for students' schedules

<u>Headcount by Session</u>	<u>19 Fall</u>	<u>20 Fall</u>	<u>Difference</u>	<u>Annual Percent Change</u>
AUGI	163	73	-90	-55.2%
FE	3,476	8,889	5,413	155.7%
FM	2,453	7,684	5,231	213.2%
16 WK	9,673	836	-8,837	-91.4%
FFT	172	32	-140	-81.4%

<u>Credit Hours by Session</u>	<u>19 Fall</u>	<u>20 Fall</u>	<u>Difference</u>	<u>Annual Percent Change</u>
AUGI	456	225	-231	-50.7%
FE	11,745	46,434	34,689	295.4%
FM	8,637	39,267	30,630	354.6%
16 WK	72,818	5,294	-67,524	-92.7%
FFT	480	96	-384	-80.0%

Enrollment Report: 8/10/20

<u>Percent Changes</u>	<u>4/2/20</u>	<u>8/10/20</u>
Headcount	-44.4%	-8.8%
Credit Hours	-38.6%	-3.0%

Division of Arts, English, and Humanities

- ART 1123 Drawing I
- ART 1233 Drawing II
- ART 1203 Figure Drawing
- ART 2013 Painting I
- ART 2183 Painting II
- ART 2143 Ceramics I
- ART 2263 Ceramics II
- DCP 1133 Production Design
- DCP 1214 Cinematography I
- DCP 2253 Film Sound
- DCP 2323 Film Editing and Digital Effects I
- DCP 2423 Film Editing and Digital Effects II
- DCP 2453 Film Sound Editing
- TA 1513 Acting I
- TA 2203 Acting II
- JB/ART 2643 Video Production
- MU 1141, 1241, 2141, 2241 Individual Instruction

Division of Business and Information Technology

- AT courses
- CS 1413 Computer Hardware
- CAT courses

Division of Health Professions

- Patient Safety skills that cross all HP courses (except OTA/PTA): ANES, EMS, NUR, RC courses

Division of Science, Engineering, and Mathematics

- BIO 2125 Human Anatomy
- CHEM 1215 General Chemistry II
- CHEM 2114 and CHEM 2111

Division of Social Sciences

- Child Development Workroom

Higher Learning Commission

- November 7-9, 2021
- Five criteria and Federal Compliance
- Criterion committees

Criterion 1

- Chair: Bryon Dickens

Criterion 2

- Chair: Amanda Williams-Mize

Criterion 3

- Chair: Leslie Jones

Criterion 4

- Chair: Sara Mathew

Criterion 5

- Chair: Cynthia Gary

Online Course Designer Training

- 5 weeks and includes the designing of an “online master course”
- Weekly synchronous sessions required
- Typically reserved for full-time faculty
- Master course peer review expected at the end of the training
- Stipend: \$400
- Next Training Date(s): August 31-October 11; November 2-December 11

Online Instructor Training

- Required for any instructor that is teaching an online course section
- 5 weeks
- 100% online
- Full-time and adjunct are welcomed
- ACA-1.75
- Stipend: \$200
- Next Training Date(s): August 31-October 11; November 2-December 11

Sign up with your Dean. All stipends are contingent on the availability of funds.

Hybrid Course Designer Training

- 5 weeks and includes the designing of a “hybrid master course”
- Weekly synchronous sessions required
- Typically reserved for full-time faculty
- Master course peer review expected at the end of the training
- Stipend: \$400
- Next Training Date(s): August 31-October 11

Hybrid Instructor Training

- 3 weeks
- 100% online
- Full-time and adjunct are welcomed
- ACA-1.75
- Stipend: \$200
- Next Training Date(s): September 24-October 4; November 2-22

Sign up with your Dean. All stipends are contingent on the availability of funds.

Title IX

- U.S. Department of Education
- New regulations for 2020
- August 14, 2020, implementation
- Team from Human Resources, Student Affairs, Academic Affairs

General Education Updates

Professor Ernest Gobert

General Education Assessment Results – FY2020

Goal: 70% pass rate in each area

Passing Score: Equivalent to “acceptable” or better on the rubric for that outcome

Human Heritage, Culture, and Institutions

	Overall	Traditional class	Online class
Pass	82.2% (106/129)	80% (20/25)	82.7% (86/104)
Fail	17.8% (23/129)	20% (5/25)	17.3% (18/104)

General Education Assessment Results – FY2020

Goal: 70% pass rate in each area

Passing Score: Equivalent to “acceptable” or better on the rubric for that outcome

Writing

	Overall	Traditional class	Online class
Pass	93.2% (165/177)	96.4% (80/83)	90.4% (85/94)
Fail	6.8% (12/177)	3.6% (3/83)	9.6% (9/94)

General Education Assessment Results – FY2020

Goal: 70% pass rate in each area

Passing Score: Equivalent to “acceptable” or better on the rubric for that outcome

Public Speaking

	Overall	Traditional class	Online Class
Pass	86.7% (39/45)	70% (7/10)	91.4% (32/35)
Fail	13.3% (6/45)	30% (3/10)	8.6% (3/35)

General Education Assessment Results – FY2020

Goal: 70% pass rate in each area

Passing Score: Equivalent to “acceptable” or better on the rubric for that outcome

Math

	Overall	Traditional class	Online Class
Pass	75.8% (25/33)	68% (17/25)	100% (8/8)
Fail	24.2% (8/33)	32% (8/25)	0% (0/8)

General Education Assessment Results – FY2020

Goal: 70% pass rate in each area

Passing Score: Equivalent to “acceptable” or better on the rubric for that outcome

Critical Thinking

	Overall	Traditional class	Online class
Pass	93% (133/143)	93.8% (91/97)	91.3% (42/46)
Fail	7% (10/143)	6.2% (6/97)	8.7% (4/46)

Summary of Results Since 2016

Goal: 70% pass rate

Passing: Equivalent to “acceptable” or better on rubric for that outcome

category	2020	2019	2018	2017	2016
Human Heritage, Culture, and Institutions	82.2% (106/129)	83.2% (94/113)	90.5% (95/105)	71.5% (138/193)	73% (96/131)
Writing	93.2% (165/177)	92.5% (186/201)	86.9% (233/268)	92.8% (373/402)	94% (220/235)
Public Speaking	86.7% (39/45)	90.7% (98/108)	93.2% (82/88)	87.8% (72/82)	76% (69/91)
Math	75.8% (25/33)	61.2% (134/219)	69.5% (198/285)	62.1% (231/372)	61% (156/257)
Critical Thinking	93% (133/143)	79.5% (236/297)	82.4% (295/358)	76.9% (290/377)	77% (235/306)

FY 2020 Artifact Contribution Information

Category	number of faculty contribute	number of different courses	number of different sections	number of divisions
Human Heritage, Culture, and Institutions	11	15	19	4
Writing	18	20	26	5
Public Speaking	3	7	9	3
Math Methods	5	7	10	3
Critical Thinking	16	20	31	4

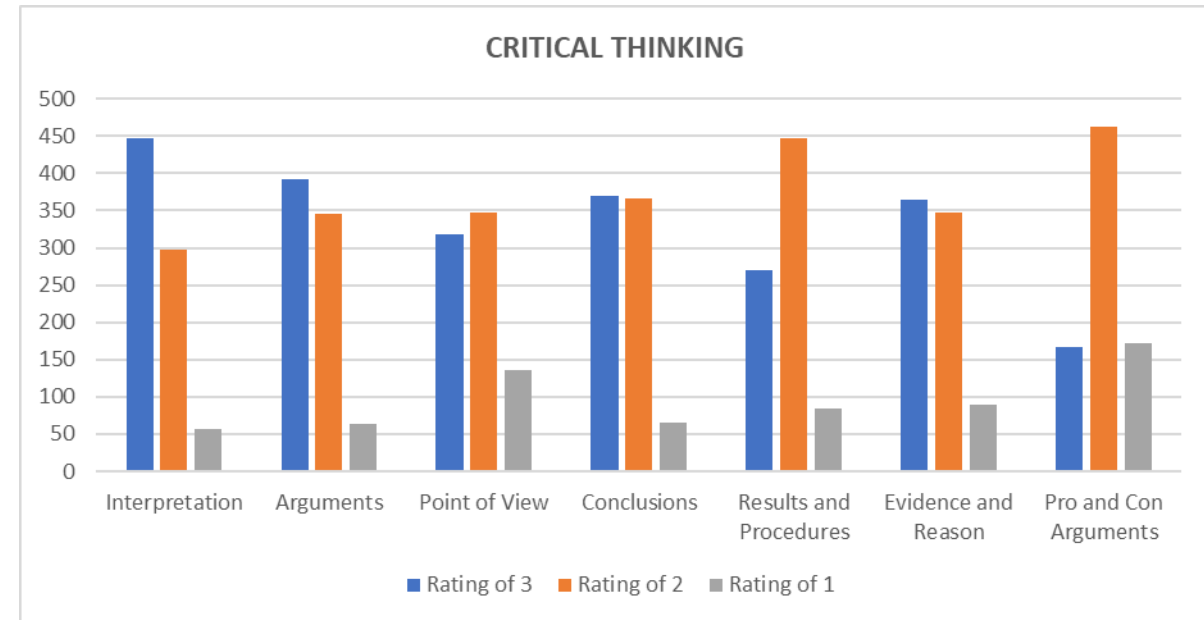
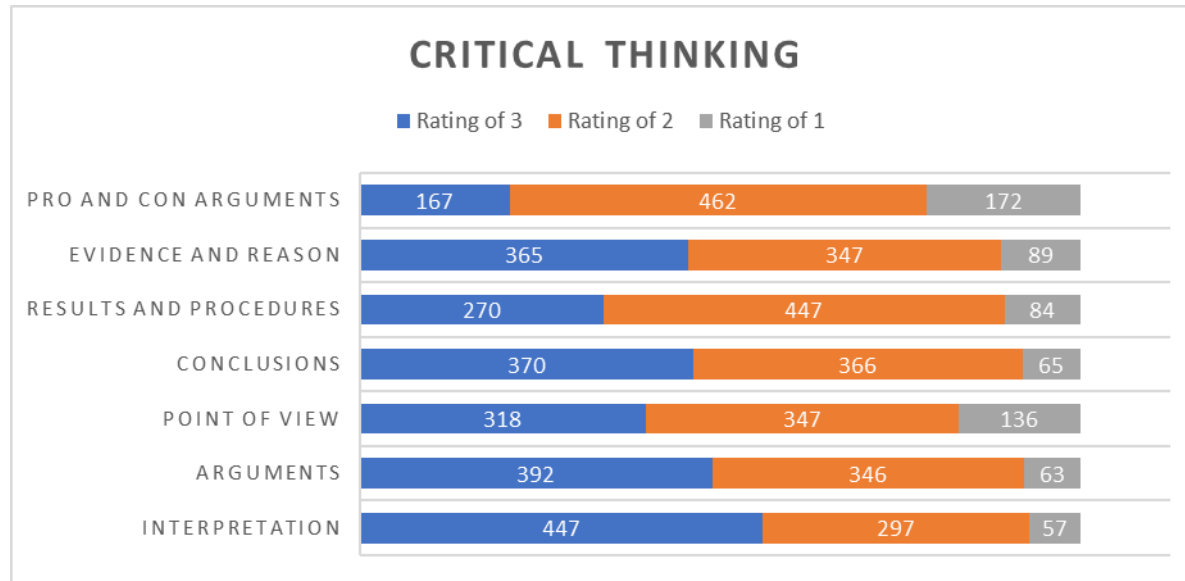
FY 2019 Artifact Contribution Information

Category	number of faculty contribute	number of different courses	number of different sections	number of divisions
Human Heritage, Culture, and Institutions	8	10	17	2
Writing	22	19	28	4
Public Speaking	9	6	26	3
Math Methods	13	11	34	3
Critical Thinking	28	21	39	4

Critical Thinking

The five team members gave a total of 801 ratings for all usable Critical Thinking artifacts

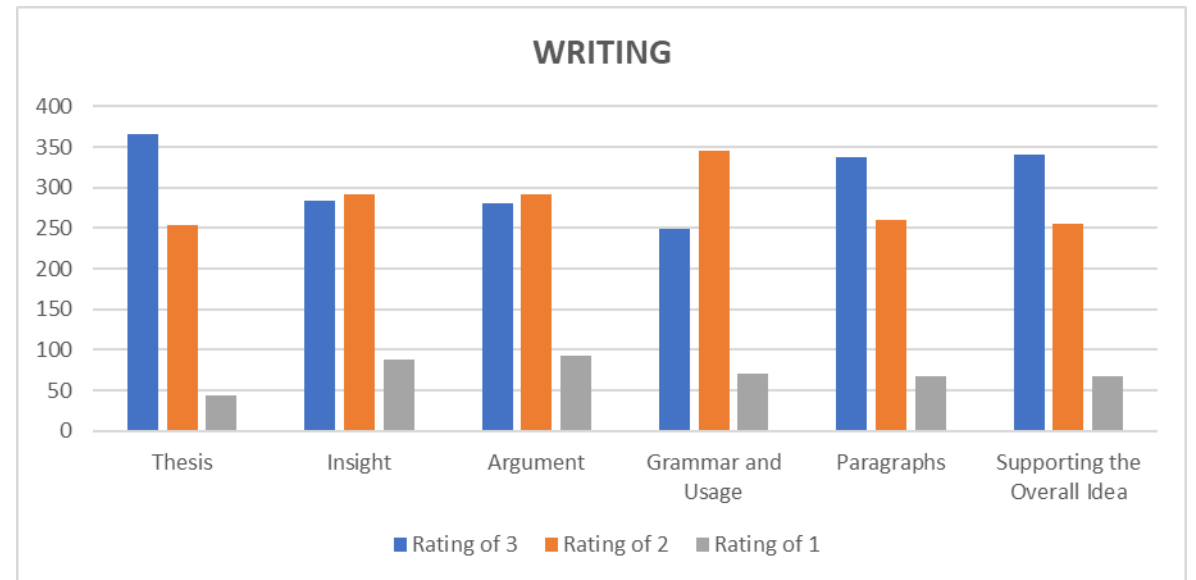
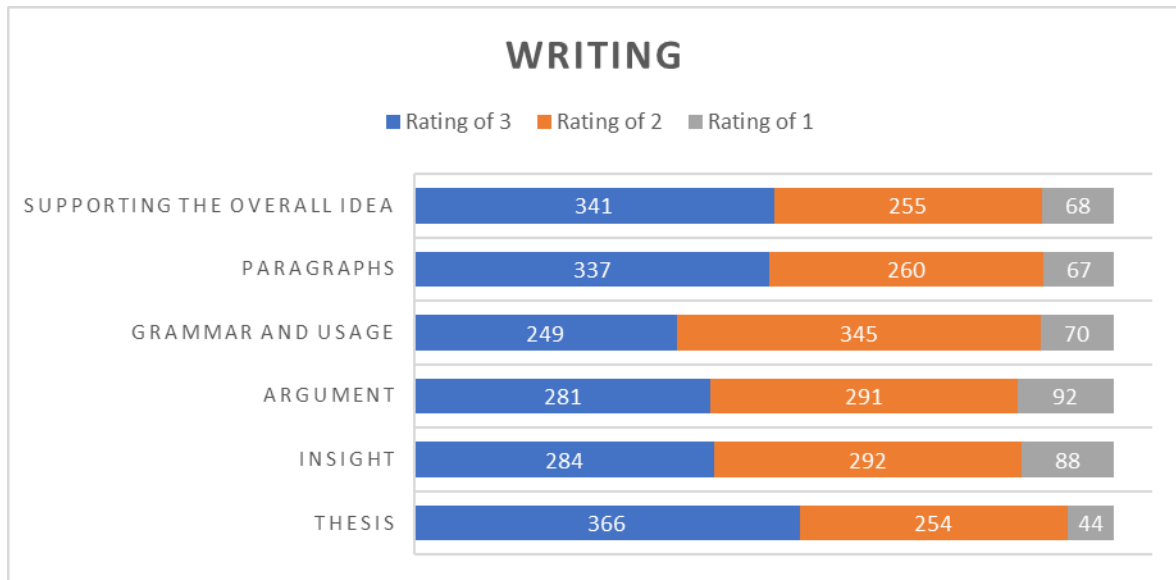
	Interpretation	Arguments	Point of View	Conclusions	Results and Procedures	Evidence and Reason	Pro and Con Arguments
Rating of 3	447	392	318	370	270	365	167
Rating of 2	297	346	347	366	447	347	462
Rating of 1	57	63	136	65	84	89	172
Total	801	801	801	801	801	801	801



Writing

The five team members gave a total of 664 ratings for all usable Writing artifacts

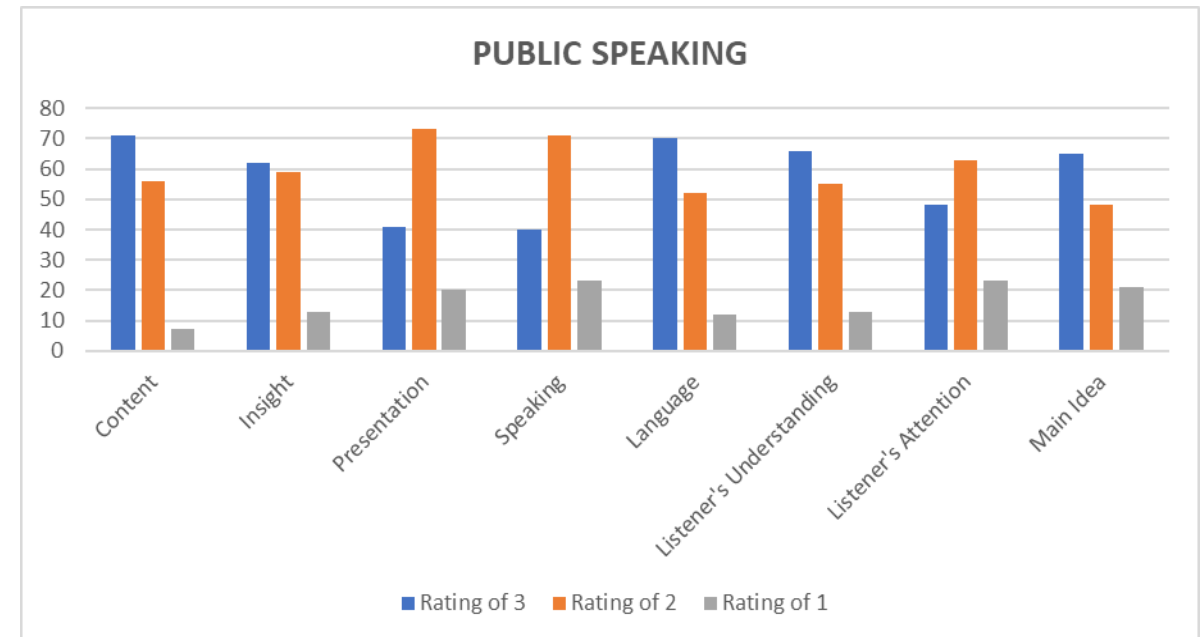
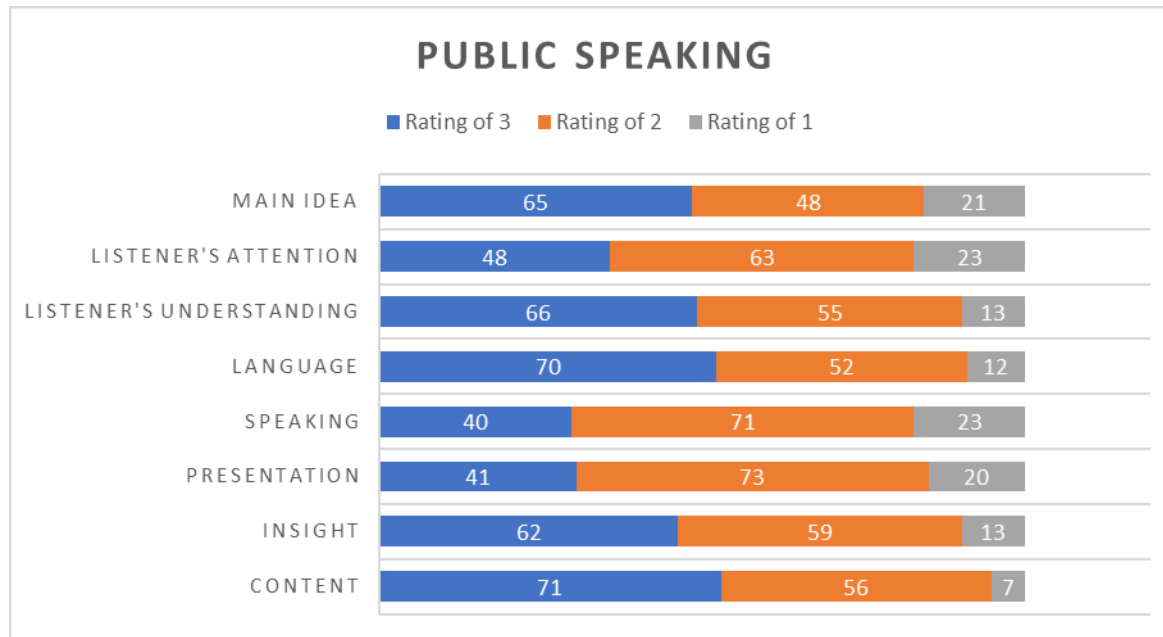
	Thesis	Insight	Argument	Grammar and Usage	Paragraphs	Supporting the Overall Idea
Rating of 3	366	284	281	249	337	341
Rating of 2	254	292	291	345	260	255
Rating of 1	44	88	92	70	67	68
Total	664	664	664	664	664	664



Public Speaking

The five team members gave a total of 134 ratings for all usable Public Speaking artifacts

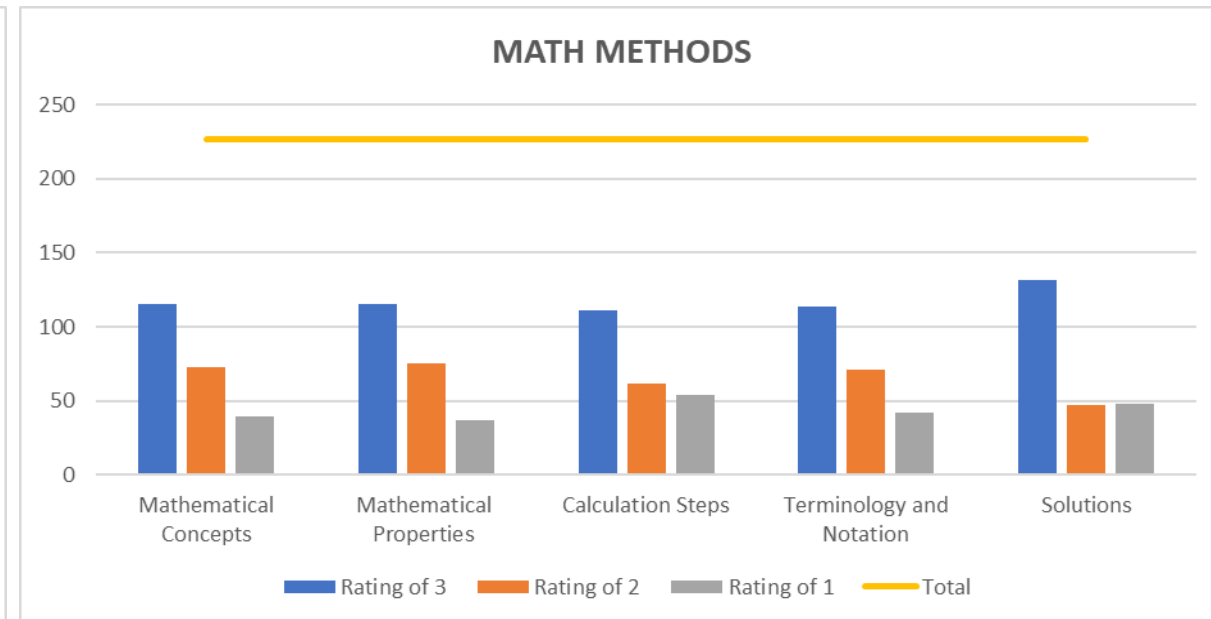

	Content	Insight	Presentation	Speaking	Language	Listener's Understanding	Listener's Attention	Main Idea
Rating of 3	71	62	41	40	70	66	48	65
Rating of 2	56	59	73	71	52	55	63	48
Rating of 1	7	13	20	23	12	13	23	21
Total	134	134	134	134	134	134	134	134



Math Methods

The five team members gave a total of 227 ratings for all usable Math Methods artifacts

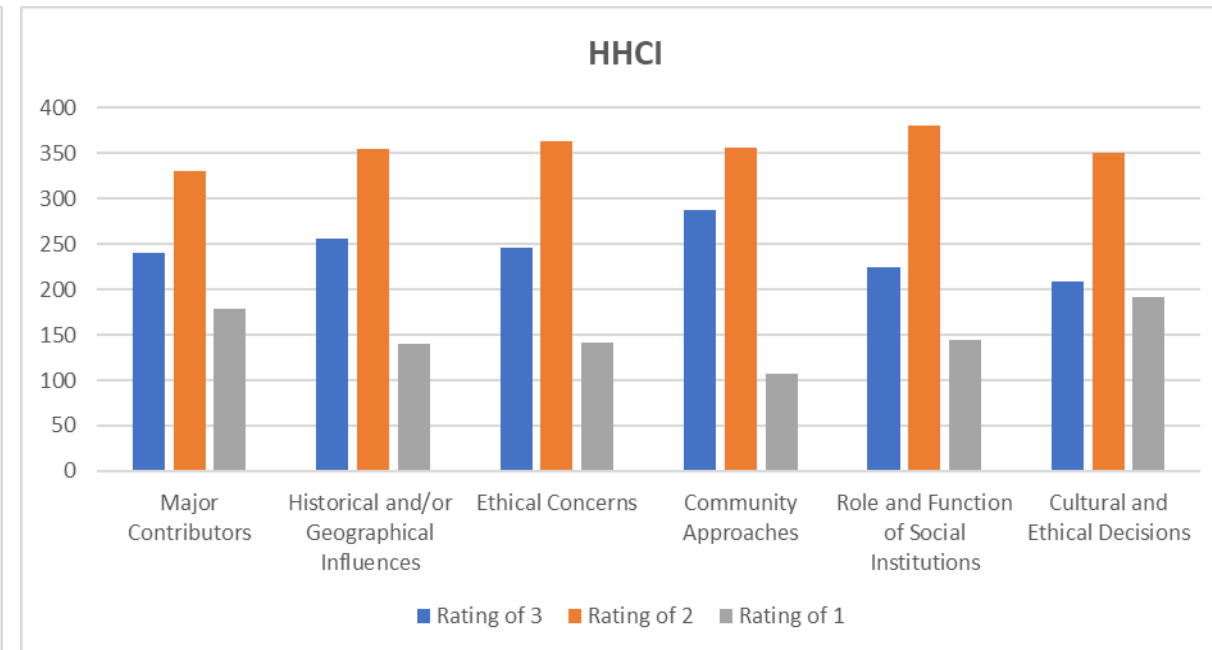
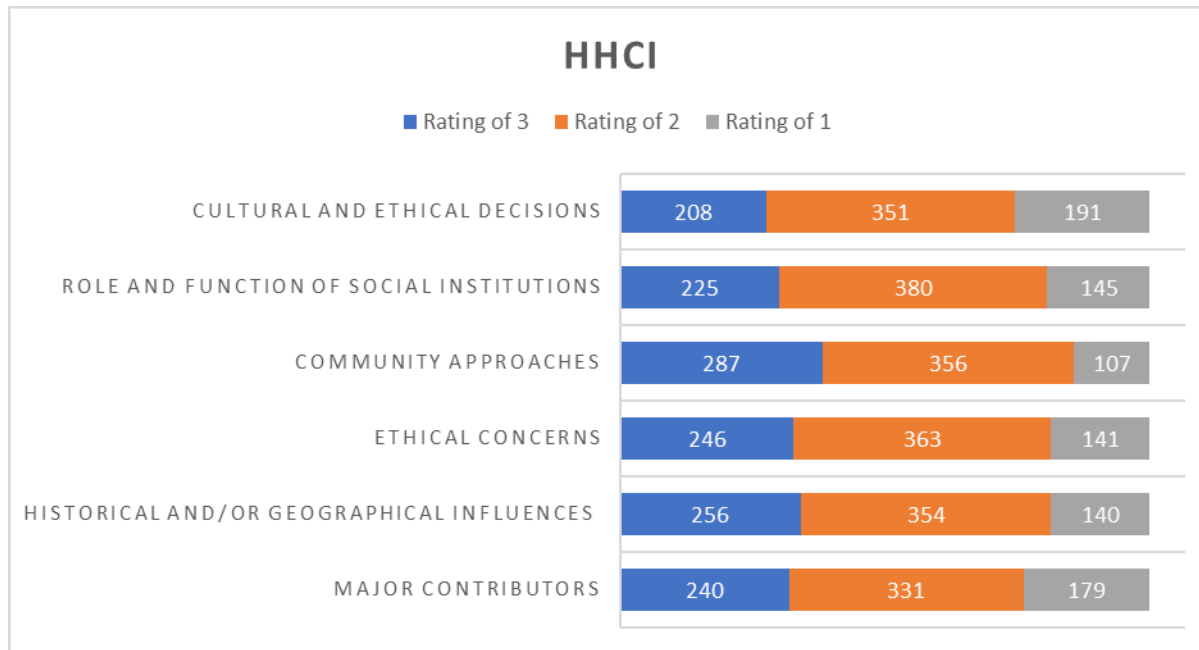
	Mathematical Concepts	Mathematical Properties	Calculation Steps	Terminology and Notation	Solutions
Rating of 3	115	115	111	114	132
Rating of 2	73	75	62	71	47
Rating of 1	39	37	54	42	48
Total	227	227	227	227	227



Human Heritage, Culture, and Institutions

The five team members gave a total of 227 ratings for all usable HHCI artifacts

	Major Contributors	Historical and/or Geographical Influences	Ethical Concerns	Community Approaches	Role and Function of Social Institutions	Cultural and Ethical Decisions
Rating of 3	240	256	246	287	225	208
Rating of 2	331	354	363	356	380	351
Rating of 1	179	140	141	107	145	191
Total	750	750	750	750	750	750



FERPA

Registrar's Office

Top 5 Things to Know About FERPA

- 1. FERPA gives students rights.** Under the federal law, students are the owners of their educational records, and therefore have the right to keep their educational records private. The choice to release information remains with the student.
- 2. Each institution is unique in regards to Directory Information.** Directory Information at OCCC can be found here: <https://www.occc.edu/records/ferpa.html>. This is information that can be disclosed without having student permission.
- 3. Certain student information should never be shared.** Some kinds of information should never be provided without student permission, including student ID numbers, citizenship, gender, ethnicity, religious preferences, grades, GPAs, and daily class schedules. Since these things are not defined as “directory information,” they cannot be shared without permission.
- 4. Records are protected from the get-go.** This means student records are protected by FERPA as soon as a student is admitted, regardless of age. Yes, this covers concurrent students as well!
- 5. When in doubt-don’t give it out!** Students are able to grant access to another person, such as a parent, spouse, child, etc. to their educational record. This can be done via the Records & Graduation office and is notated on the student’s official record. Always contact this office to verify an authorization is on file by calling 405-682-7512.

More information to come at your division meetings (8/11/20 at 1:00 pm) about the following:

- Process for student self-disclosures
- Literals on classes for students
- Annual Assessment Reports
- Encouragement from Instructors

Thank you for your dedication to our students! Your efforts change lives! Have a great semester!

