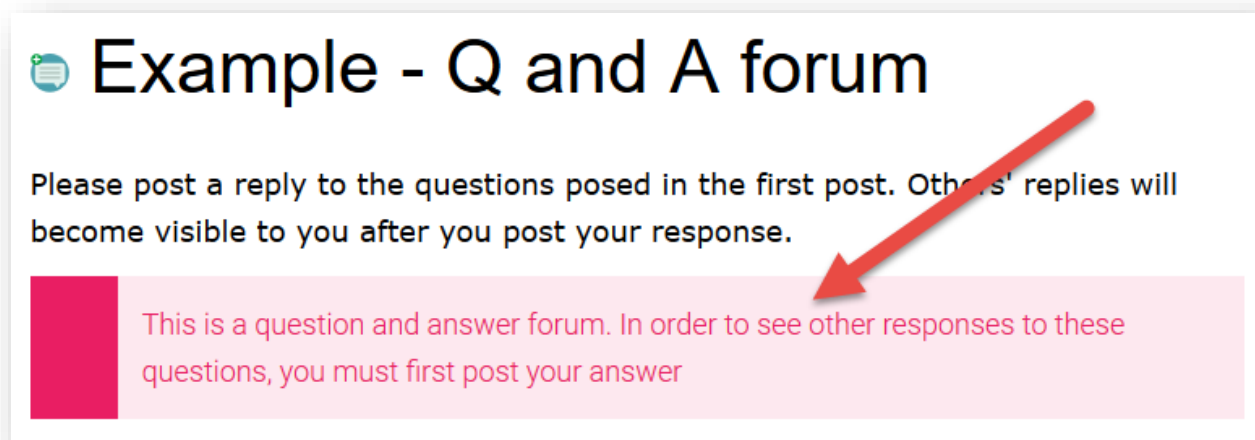



Posting to a Q and A Forum

In some of your courses, you may encounter a Q and A (question and answer) forum. The instructions for posting to this forum vary slightly from the normal forum types. As a student, you must reply to your instructor's post before other student's posts will be visible to you. There is a 30-minute wait after you post before you can see or reply to other student's posts.

The following notification indicates that the forum is a Q and A forum:



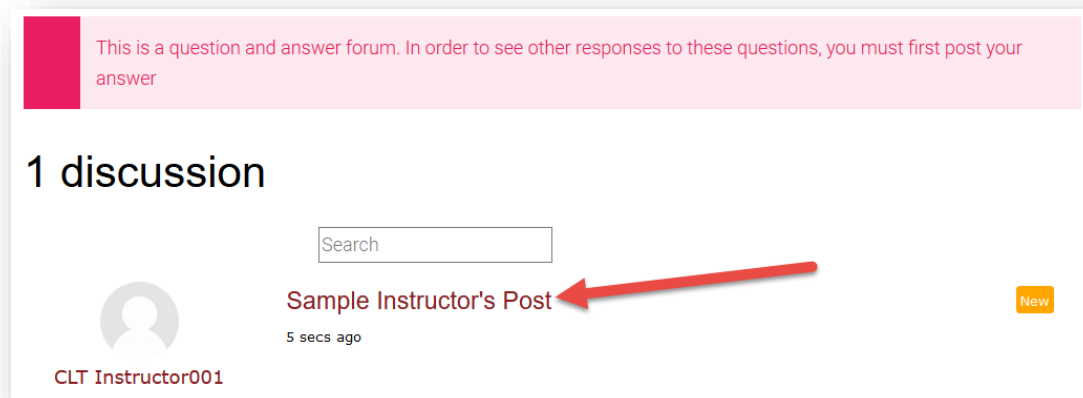
 **Example - Q and A forum**

Please post a reply to the questions posed in the first post. Others' replies will become visible to you after you post your response.

This is a question and answer forum. In order to see other responses to these questions, you must first post your answer

A red arrow points from the notification text to the pink banner below.



To reply to this forum, locate your instructor's post, just beneath the notification, and select the title of the post.



This is a question and answer forum. In order to see other responses to these questions, you must first post your answer

1 discussion


Search

 **Sample Instructor's Post** 
5 secs ago

CLT Instructor001

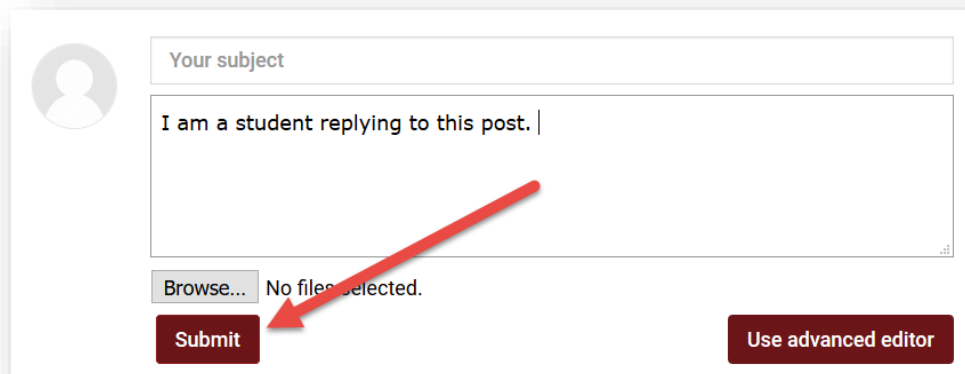
A red arrow points from the notification text to the instructor's post title.

This will load the contents of your instructor's post. Find the reply button below the post and select it:



Sample Instructor's Post
1 min ago
This is a post to help demonstrate how the Q and A Forum works. Students may only respond to this post initially, then other students' post will become available to them.
[Reply](#)

This will load an area for you to enter your reply. After typing your reply, select Submit:



I am a student replying to this post. |
 No files selected.

After a 30-minute time period you will be able to view and reply to other student's replies using the same steps as indicated above.

If you have questions about this forum or need any other Moodle assistance, please contact [Moodle Support](#) at 405-682-7838 or online@occc.edu.