


## Logging in to Moodle

Accessing Moodle is easy! To login, go to [online.occc.edu](https://online.occc.edu). You can also select the **Moodle** link from the **Login** tab at [www.occc.edu](https://www.occc.edu):



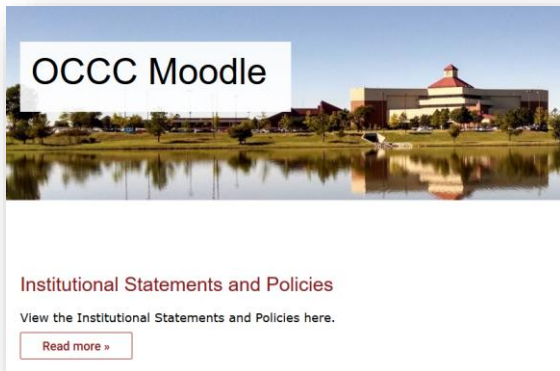
The next step is to enter your student email address and password:



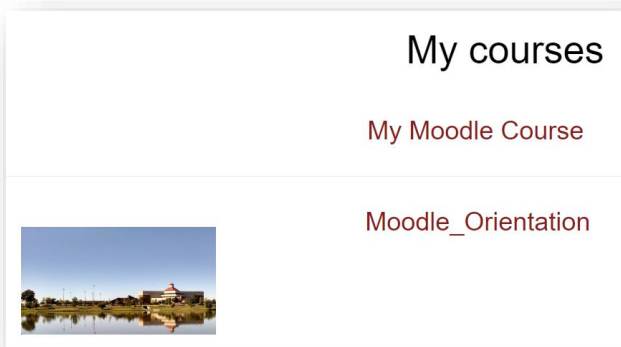
By default, your student email address is: `firstname.middleinitial.lastname@my.occc.edu`

Your password is set to the last six digits of your Social Security number without any dashes or spaces.

And that's it! After successfully entering this info are logged in.



Scrolling down on this page will reveal your **My Courses** list. You can use these links to access your courses.



Please note that your courses will not appear until the first day of class.

If you need assistance please contact Moodle Support by email at [online@occc.edu](mailto:online@occc.edu), by calling 405-682-7574, or by stopping by the Center For Learning and Teaching (SEM 2G3, across from the Math Lab) 8-5, Monday through Friday.

**Note:** International students or students without a Social Security number will use the last six digits of the 999-XXX-XXXX number that is assigned on enrollment as their password. Students who do not know this number will need to present ID to the Records desk in person to recover this number.